

CINCA 

2023

**CATÁLOGO GERAL** GENERAL CATALOGUE

**VERSÃO DIGITAL 02**

DIGITAL VERSION 02



AVISO

ESPECIFICAÇÕES TÉCNICAS VÁLIDAS PARA PRODUÇÕES A PARTIR DE 1 DE JANEIRO DE 2023.

AS CORES PODEM APRESENTAR LIGEIRAS DIFERENÇAS DE TONALIDADE.

Copyright CINCA

O conteúdo deste catálogo está protegido pelas disposições do Código do Direito de Autor e dos Direitos Conexos.

Qualquer reprodução, total ou parcial, do mesmo, sem autorização expressa da CINCA, faz incorrer nas penalidades fixadas na Lei, designadamente nas previstas no referido Código em matéria penal.

A CINCA reserva o direito de alterar ou eliminar, total ou parcialmente, qualquer referência ou especificação técnica contida neste catálogo.



WARNING

TECHNICAL SPECIFICATIONS ARE VALID FOR PRODUCTIONS STARTING JANUARY 1st 2023.

PRINTED COLOUR IS AS ACCURATE AS THE LIMITATIONS OF THE PRINTING PROCESS WILL ALLOW.

Copyright CINCA

The contents of this catalogue are protected by the Author's Code of Copyright and the Connected Rights.

Any reproduction, partial or total, without the express authorization of CINCA, will incur fixed penalties as set out in the Law, as designated by the related Code.

CINCA reserves the right to modify or discontinue, in whole or in part, any reference or technical specification within this brochure.



AVERTISSEMENT

INFORMATIONS TECHNIQUES VALABLES POUR LES PRODUCTIONS À PARTIR DU 1er JANVIER 2023.

IL PEUT Y AVOIR DE LÉGÈRES VARIATIONS DE TONALITÉ.

Copyright CINCA

Le contenu de ce catalogue est protégé par les dispositions du Code du droit d'auteur et des droits connexes.

Toute reproduction, totale ou partielle, sans l'autorisation expresse de CINCA, encourt les sanctions prévues par la loi, à savoir celles prévues par ce code en matière pénale.

CINCA se réserve le droit de modifier ou d'éliminer, en tout ou en partie, toute référence ou information technique contenues dans ce catalogue.



BITTE BEACHTEN

TECHNISCHE SPEZIFIKATIONEN GÜLTIG FÜR PRODUKTIONEN AB 1 JANUAR 2023.

DIE FARBEN KÖNNEN LEICHTE TONUNTERSCHIEDE VORWEISEN.

Copyright CINCA

Der Inhalt dieses Katalogs ist durch die Bestimmungen des Urheber- und Leistungsschutzgesetz geschützt.

Jegliche Vervielfältigung, ganz oder teilweise, ohne die ausdrückliche Genehmigung von CINCA, kann strafrechtlich verfolgt werden und die im Strafgesetzbuch festgelegten Sanktionen nach sich ziehen.

CINCA behält sich das Recht vor, die in diesem Katalog enthaltenen Referenzen oder technische Spezifikationen ganz, oder teilweise, zu ändern oder zu löschen.



CONCRETE

EFFECT

EFEITO BETÃO	
BÉTON EFFET	
BETON EFFEKT	
ESSENCE	P. 026
RETRO	P. 036
FACTORY	P. 046
CAIMAN	P. 054
BAMBU	P. 060
COFFRAGE	P. 064

STONE

EFFECT

EFEITO PEDRA	
PIERRE EFFET	
STEIN EFFEKT	
CEPPO DI GRÉ STONE	P. 070
KINGSTONE	P. 080
MERCURY	P. 090
INDUSTRIAL STONE	P. 096
SALT	P. 102
SPLASH SLATE	P. 113
ASSOUAN STONE	P. 118
HIGHLANDER	P. 120

MARBLE

EFFECT

EFEITO MÁRMORE	
MARBRE EFFET	
MARMOR EFFEKT	
CALACATTA ORO	P. 124
CALACATTA WHITE	P. 132
CALACATTA OCEANIC	P. 136
COVELANO	P. 142
STATUARIO SELECT	P. 148
STATUARIO VENATO	P. 156
TRAVERTINO ITALIANO	P.160
TRAVERTINO CROSS CUT	P. 170
ETERNAL BEAUTY	P. 176
PALISSANDRO	P. 182
AGATA	P. 190
DOLOMITE BIANCO	P. 196
MARFIL	P. 202
ONYX WHITE CLOUD	P. 208
ONYX ÓNICE BIANCO	P. 212
ONYX ÓNIX BRANCO	P. 216
AMANI	P. 220
AMANI GREY	P. 226
CARRARA BIANCO	P. 228
SILK GEORGETTE	P. 232

WOOD

EFFECT

EFEITO MADEIRA	
BOIS EFFET	
HOLZ EFFEKT	
TIMBER	P. 240
TIMBER DECK	P. 252
IMAGINE	P. 262
IMAGINE DECK	P. 272
IMAGINE SOUL	P. 274
IMAGINE VINTAGE	P. 288

COTTO

EFFECT

EFEITO COTTO	
COTTO EFFET	
COTTO EFFEKT	
TUSCANIA	P. 294
BRICK ROAD	P. 300

MURETTO

EFFECT

EFEITO MURETTO	
MURETTO EFFET	
MURETTO EFFEKT	
ART STONE	P. 306
STONECRAFT	P. 316

ENCAUSTIC

EFFECT

EFEITO HIDRÁULICO	
IMITATION CARREAU CIMENT	
DEKOR FLIESEN EFFEKT	
HERITAGE	P. 326

COLOUR

CORES	
COLORÉ	
FARBEBÉTON	
BRANCOS	P. 346
ART	P. 352
BLOOM	P. 358
TREND	P. 364
VIBE	P. 370
COSMOPOLITAN	P. 376
CRACKLÉ	P. 384
METRO	P. 392
NEW YORK	P. 400
SOHO	P. 406
TIFFANY	P. 412
INFINITY	P. 418
LUX	P. 426
MANHATTAN	P. 434
SPLASH ELEMENTS	P. 442
SPLASH POOL	P. 450



NovaArquitectura	P. 458
arquitectos	P. 464
MOSAICO PORCELÂNICO	P. 470
Porcelânico ANTI-SLIP	P. 476

DESDE SINCE

1964

## DÉCADAS DE COMPROMISSO

O desafio que a CINCA – Companhia Industrial de Cerâmica propôs abraçar deste o início da sua criação, em 1964, deixaria de fazer sentido se não estivéssemos comprometidos em oferecer soluções duradouras que vão muito além de questões estéticas.

**O nosso foco é comprometer-nos, junto dos nossos mercados, a entregar soluções de pavimento e revestimento cerâmico que cumprem com rigorosas normas de Qualidade e Ambientais.**

Somos detentores de um processo de produção de pavimentos e revestimentos cerâmicos comprometido com a qualidade do produto e a satisfação dos seus clientes. Possuímos uma manifesta preocupação com a preservação do meio ambiente, a utilização eficiente dos recursos, a evolução do progresso social, o crescimento económico estável e a erradicação da pobreza.

Neste sentido, e através da aplicação de métodos que vão ao encontro do desenvolvimento e apresentação de soluções que tornam a indústria cerâmica sustentável, a CINCA possui certificações que atestam o seu compromisso e testemunham a sua participação na criação de um mundo sustentável.

**Mundo este que atende às necessidades do presente, tendo como preocupação o não comprometimento das futuras gerações, deixando-lhes um legado com continuidade à vista.**

Comprometemo-nos em criar ambientes bonitos e confortáveis que promovam o bem-estar de quem os usufrui, de forma duradoura, sem colocar em causa as gerações futuras.



**GCR** | GRUPPO  
CERDISA  
RICCHETTI



## DECADES OF COMMITMENT

That challenge that CINCA – Companhia Industrial de Cerâmica has proposed to embrace, since the beginning of its founding, in 1964, would no longer make sense if we were not determined and committed in offering long-lasting solutions that go far beyond aesthetic issues.

**We have a true commitment to our markets and customers, to deliver ceramic flooring and wall tile solutions that comply with strict Quality and Environmental standards.**

We own a floor and wall tile production process that is highly committed with product quality and customer satisfaction. We strongly stand for environmental preservation, efficient resources use, social progress evolution, stable economic growth, and poverty eradication.

In this sense, and with the use of methods that meet the development and presentation of sustainable solutions for the ceramic industry, CINCA has a certified system to assess its environmental sustainability and true commitment to a more sustainable world with high levels of product quality, aesthetic, and innovation.

**A world that meets today's needs, concerned with future generations, and that gives continuity to this legacy.**

We undertake to create beautiful and comfortable settings that promote a long-lasting well-being to all, without jeopardising future generations.

PORTUGAL  CERAMICS

CINCA 



## JUNTOS CUIDAMOS DO FUTURO

A **CINCA – Companhia Industrial de Cerâmica** detém uma forte consciencialização para a temática da preservação do meio ambiente, que se materializa na conceção, na produção e na manutenção do produto ao longo do seu ciclo de vida, incluindo no seu desmantelamento em fim de vida.

**Por outras palavras, firmamos o nosso compromisso através da escolha de matérias-primas e de processos eficientes, com a otimização de recursos e análise dos impactos no meio ambiente, na comunidade e no mundo.**

Mantemos uma grande preocupação com a eficiência dos nossos processos de produção, nomeadamente com a reciclagem dos subprodutos, a reutilização das águas usadas no processo industrial e no controlo da emissão de gases com efeito de estufa (CO<sub>2</sub>), sempre alinhado com uma política de economia circular.

**A nossa preocupação com a eficiência energética é uma constante, investindo em equipamentos mais eficientes e monitorizando continuamente todo o processo.**

## TOGETHER WE WILL TAKE CARE OF THE FUTURE

**CINCA – Companhia Industrial de Cerâmica** has always had a strong environmental preservation and sustainable future awareness, which comes to light in the design, production, and maintenance of its product throughout their life cycle, including its end-of-life disassembly.


**In other words, we undertake this through the choice of raw materials and efficient processes, with the optimization of resources and the analysis of impacts on the environment, the community, and the world.**

We remain very concerned with our production processes efficiency, including the recycling of by-products, the reuse of industrial process wastewater and the control of greenhouse gas (CO<sub>2</sub>) emissions, always aligned with a circular economy policy.

**Our concern with energy efficiency is relentless, investing in more efficient equipment and continuously monitoring the entire process.**

Os produtos que apresentámos aos nossos mercados têm como característica fundamental despertar uma experiência estética positiva, mas tendo sempre como objetivo primário conferir-lhes características técnicas que os tornam sustentáveis e não negligenciáveis:

- DURABILIDADE
- AUSÊNCIA DE MANUTENÇÃO OU LIMPEZA
- RECICLÁVEL E INERTE
- ZERO EMISSÕES
- BAIXO IMPACTO AMBIENTAL NO CICLO DE VIDA DO PRODUTO
- ADEQUAÇÃO A QUALQUER TIPO DE CONSTRUÇÃO
- ADEQUAÇÃO A QUALQUER LOCAL DE IMPLANTAÇÃO
- COR RESISTENTE
- RESISTENTE AO FOGO (classe A1)
- RESISTÊNCIA À ÁGUA
- VERSATILIDADE E ESTÉTICA (nas dimensões, cor, textura, decoração e replicação de produtos naturais)



CINCA ceramic tiles essentially endeavor to awaken a positive aesthetic experience, across all markets, always recalling our primary goal that is to give them technical characteristics that make them sustainable and not negligible:

- DURABILITY
- NO MAINTENANCE OR CLEANING
- RECYCLABLE AND INERT
- ZERO EMISSIONS
- LOW ENVIRONMENTAL IMPACT IN THE PRODUCTS LIFESPAN
- FOR ALL TYPES OF CONSTRUCTION
- FOR ALL TYPES OF CONSTRUCTION
- RESISTANT COLOUR
- FIRE RESISTANT (class A1)
- WATER RESISTANCE
- VERSATILITY AND AESTHETICS (colour, texture or reproduction of natural effects)





**Toque suave**  
**Soft touch**

**Estética**  
**Aesthetic**

**Praticidade**  
**Practicality**

**Segurança**  
**Safety**

## ANTIDERRAPANTE TECNOLOGIA FÁCIL LIMPEZA

Durante a produção de pavimentos cerâmicos antiderrapantes, é possível selecionar materiais que resultam em superfícies mais suaves e de fácil limpeza. Estes produtos tornam-se perfeitos para aplicar em espaços onde se preveja: um ALTO TRÁFEGO, uma MANUTENÇÃO EXIGENTE e seja necessário GARANTIR O CONFORTO DO PÉ DESCALÇO. Estamos a falar da tecnologia EASY CLEANING com TOQUE SUAVE.

Com o objetivo de apresentar uma oferta mais diversificada, aplicámos este processo a alguns dos nossos produtos! Assim sendo, as nossas séries com acabamento antiderrapante que apresentam esta superfície suave e de FÁCIL LIMPEZA são os seguintes: ESSENCE, KINGSTONE, CEPPO DI GRE STONE, MARBLE X, RETRO, SPLASH Slate, TIMBER, TIMBER DECK, TIVOLI e TUSCANIA.

## SLIP-RESISTANT EASY CLEANING TECHNOLOGY

During the production of ANTI-SLIP floor tiles, it's possible to select materials that result in a smoother and easier cleaning surface. These products are perfect to apply in spaces where: HIGH TRAFFIC, DEMANDING MAINTENANCE is expected and it's necessary to GUARANTEE BAREFOOT COMFORT.

In order to present a more diversified offer, we applied this process to some of our products! Therefore, our products with an ANTI-SLIP finish that feature this smooth and EASY CLEANING surface are the following: ESSENCE, KINGSTONE, MARBLE X, RETRO, SPLASH Slate, TIMBER, TIMBER DECK, TIVOLI and TUSCANIA.



**EASY CLEANING**

Recomendado para:

**EXTERIORES**  
**BALNEÁRIOS**  
**INSTITUIÇÕES DE SAÚDE**  
**ESCOLAS**  
**HOTELARIA**

Especially recommended for:

**OUTDOORS**  
**SPAS**  
**HEALTH-CARE CENTRES**  
**SCHOOLS**  
**RETAIL FOOD COURTS**





### Ecológico

Pavimentos e revestimentos cerâmicos tornam-se mais seguros sem a utilização de químicos perigosos.



### Auto Esterilização

A presença de substâncias orgânicas assim como bactérias e fungos são largamente reduzidos na superfície cerâmica.



### Superhidrofílica Ação Contínua

Permite que manchas de óleo possam ser facilmente lavadas com água. As superfícies são melhor preservadas contra sujidade e manchas.



### Purificação do Ar Decompõe Odores

Também funciona como purificador de ar que decompõe substâncias orgânicas, ajudando a reduzir a poluição do ar.

## TECNOLOGIA ANTIBACTERIANA

### PARA ESPAÇOS MAIS LIMPOS E SEGUROS

A CINCA utiliza uma fina camada superficial de nanopartículas submetida a um processo térmico especial para criar as características associadas ao safetile. Estas nanopartículas, com diâmetros geralmente inferiores a 100 nm, ligam-se quimicamente com a superfície da cerâmica durante o processo térmico, permitindo à superfície da peça adquirir propriedades auto esterilizantes na presença de luz natural ou artificial. Como resultado, a existência de bactérias e fungos é amplamente reduzida nos pavimentos e revestimentos SafeTile, promovendo-se igualmente a decomposição de outras substâncias como compostos orgânicos voláteis (COV) e óxidos de azoto (NOx) potencialmente presentes nas atmosferas poluídas. Os nossos produtos SafeTile têm a capacidade de decompor material orgânico e desativar microorganismos vivos comuns, reduzindo eficientemente a presença de bactérias, fungos, poluentes gasosos e até mesmo odores.

Os produtos SafeTile são especialmente recomendados para projetos públicos ou privados de grande escala, onde as propriedades auto-esterilizantes e super hidrofílicas são fatores de decisão fundamentais, como em hospitais, centros de saúde e lares para idosos, áreas públicas de grandes dimensões e revestimento externo em edifícios de múltiplos andares, para citar apenas alguns.

Na construção residencial, os produtos SafeTile são benéficos não apenas nas áreas óbvias, como cozinhas e banheiros, mas também em quartos e salas de estar devido às suas propriedades de decomposição de odores e purificação do ar.

Observações:  
Quantidades mínimas requeridas para encomenda.  
Por favor contacte-nos para mais informações.

### Environmentally Friendly

Surfaces become safer without the use of dangerous chemicals.

### Self Sterilizing

The presence of organic substances as well as bacteria and fungus are largely reduced on ceramic surfaces.

### Superhydrophilic Continuous Action

Enable oil spots to be swept away easily with water.  
Surfaces are better preserved from dirt and stains.

### Air Purification Decomposes Odours

The coating also works as an air purifier decomposing organic substances, helping to lower air pollution..

## ANTIBACTERIAL COATING

### FOR CLEANER AND SAFER SPACES

CINCA utilises a thin layer of nanoparticles subjected to a thermal process to create the special properties associated with safetile. These nanoparticles coating, with diameters generally below 100 nm, chemically bond with the tile surface during the thermal process, providing the surface of the tile with self-sterilizing properties in the presence of natural or artificial light. As a result, the presence of bacteria and fungi is largely reduced on the surface of SafeTile wall and floor tiles, also providing the decomposition of other substances as volatile organic compounds (VOC) and nitrogen oxides (NOx), potentially present in polluted atmospheres. Our SafeTile products have the ability to decompose organic material and deactivate common living microorganisms, efficiently reducing the presence of bacteria, fungi, gaseous pollutants and even odours.

SafeTile products are especially recommended for large-scale public or private projects where Self Sterilizing and Super hydrophilic properties are key decision factors, as in hospitals, health-care centres and elderly day-care centres, public areas within large buildings and external cladding for multi-storey buildings, to name but a few.

In residential construction SafeTile products are beneficial not only in the obvious areas such as kitchens and bathrooms but also in bedrooms and living rooms due to their odour decomposition and air purification properties.

Please note:  
Minimum quantities required for order.  
Please contact us for more information.

# safetile

## CLEAN & PROTECT

Recomendado para:

**INSTITUIÇÕES DE SAÚDE  
LARES DE TERCEIRA IDADE  
ESCOLAS  
HOTELARIA**

Testes de Normas Internacionais

Teste Antibacteriano (ISO 27447):  
redução de mais de 95% de colónias de bactérias  
no espaço de 4 horas

Teste Antifungos (ISO 27447):  
redução de mais de 85% de colónias de fungos  
no espaço de 4 horas

Especially recommended for:































**HEALTH-CARE CENTRES  
ELDERLY DAY-CARE CENTRES  
SCHOOLS  
RETAIL FOOD COURTS**



































International Standard Testing

Antibacterial test (ISO 27447):  
more than 95% bacterial colony  
reduction within 4 hours

Antifungal test (ISO 27447):  
more than 85% fungal colony  
reduction within 4 hours

CONCRETE EFFECT		EFEITO BETÃO   BÉTON EFFET   BETON EFFEKT				
ESSENCE	P. 026					
		40001	40002	40004	40000	40003
RETRO	P. 036					
		9462	9461	9460	9463	9463
						
		9466	9465	9464	9467	
FACTORY	P. 046					
		8819	8820	8822	8823	8821
CAIMAN	P. 054					
		8670	8673	8671	8672	
BAMBU	P. 060					
		8675	8676	8677	8678	
COFFRAGE	P. 064					
		8685	8688	8686	8687	

STONE EFFECT		EFEITO PEDRA   PIERRE EFFET   STEIN EFFEKT			
CEPPO DI GRÉ STONE	P. 070				
		8996	8997	8998	8999
KINGSTONE	P. 080				
		9430	9431	9432	9433
MERCURY	P. 090				
		9143	9144	9146	9145
					
		9147			
INDUSTRIAL STONE	P. 096				
		9240	9241	9242	9243
SALT	P. 102				
		8900	8901	8902	8903
SPLASH SLATE	P. 113				
		9440	9441	9443	9444
ASSOUAN STONE	P. 118				
		8602	8603	8604	
HIGHLANDER	P. 120				
		8610	8612		

MARBLE EFFECT		EFEITO MÁRMORE   MARBRE EFFET   MARMOR EFFEKT			
CALACATTA ORO	P. 124			CALACATTA WHITE	P. 132
					
COVELANO	P. 142				
STATUARIO SELECT	P. 148			STATUARIO VENATO	P. 156
					
TRAVERTINO ITALIANO	P.160				
		8841	8840	8842	
TRAVERTINO CROSS CUT	P. 170				
		9175	9177	9176	9178
ETERNAL BEAUTY	P. 176				
		9420			
PALISSANDRO	P. 182				
		9040	9041	9043	9044
ÁGATA	P. 190				
		8950	8951	8952	
DOLOMITE BIANCO	P. 196				
MARFIL	P. 202				
ONYX WHITE CLOUD	P. 208			ONYX ÔNICE BIANCO	P. 212
					
ONYX ÔNIX BRANCO	P. 216				
AMANI	P. 220				
		9113	9114	9115	9119
CARRARA BIANCO	P. 228				
SILK GEORGETTE	P. 232				
		9165	9167	9166	9168

WOOD EFFECT		EFEITO MADEIRA   BOIS EFFET   HOLZ EFFEKT					
TIMBER	P. 240						
		9413	9414	9415	9412	9411	9410
TIMBER DECK	P. 252						
		9435	9438	9439	9436	9437	9434
IMAGINE	P. 262						
		8710	8712	8716	8720	8732	8740
IMAGINE DECK	P. 272						
		8754	8756				
IMAGINE SOUL	P. 274						
		9107	9101	9103	9104	9100	9105
IMAGINE VINTAGE	P. 288						
		8774	9770	8772	8773	8771	

COTTO EFFECT		EFEITO COTTO   COTTO EFFET   COTTO EFFEKT				
TUSCANIA	P. 294					
		9250	9253	9254	9251	9252
BRICK ROAD	P. 300					
		4700	4701	4702	4703	

MURETTO EFFECT		EFEITO MURETTO   MURETTO EFFET   MURETTO EFFEKT				
ART STONE	P. 306					
		9370	9371	9372	9373	9374
STONECRAFT	P. 316					
		9450	9451	9452	9453	

ENCAUSTIC EFFECT		EFEITO HIDRÁULICO   IMITATION CARREAU CIMENT   DEKOR FLIESEN EFFEKT							
HERITAGE CASCAIS	P. 328								
		9380	9381	9382	9383	9384	9385	9386	9387
HERITAGE TOMAR	P. 332								
		9350	9351	9352	9353	9354	9355	9356	9357
HERITAGE BRAGA	P. 336								
		9368	9369	9370	9371	9372	9273	9274	9375
HERITAGE COIMBRA	P. 338								
		9208	9209	9210	9211	9212	9213	9214	
HERITAGE LISBOA	P. 340								
		9224	9225	9226	9227	9228	9229		
HERITAGE PORTO	P. 342								
		9215	9216	9217	9218	9219	9220	9221	

ÍNDICE ALFABÉTICO ALPHABETIC INDEX

AGATA	P. 196	ESSENCE	P. 026	ONYX WHITE CLOUD	P. 208
AMANI	P. 220	ETERNAL BEAUTY	P. 176	PALISSANDRO	P. 182
AMANI GREY	P. 226	FACTORY	P. 046	PORCELÂNICO ANTI-SLIP	P. 476
ARQUITECTOS	P. 464	HERITAGE	P. 326	RETRO	P. 036
ART	P. 352	HIGHLANDER	P. 120	SALT	P. 102
ART STONE	P. 306	IMAGINE	P. 262	SILK GEORGETTE	P. 232
ASSOUAN STONE	P. 118	IMAGINE DECK	P. 272	SOHO	P. 406
BAMBU	P. 060	IMAGINE SOUL	P. 274	SPLASH ELEMENT	P. 442
BLOOM	P. 358	IMAGINE VINTAGE	P. 288	SPLASH POOL	P. 450
BRANCOS	P. 346	INDUSTRIAL STONE	P. 096	SPLASH SLATE	P. 113
BRICK ROAD	P. 300	INFINITY	P. 418	STATUARIO SELECT	P. 148
CAIMAN	P. 054	KINGSTONE	P. 080	STATUARIO VENATO	P. 156
CALACATTA OCEANIC	P. 136	LUX	P. 426	STONECRAFT	P. 316
CALACATTA ORO	P. 124	MANHATTAN	P. 434	TIFFANY	P. 412
CALACATTA WHITE	P. 132	MARFIL	P. 202	TIMBER	P. 240
CARRARA BIANCO	P. 228	MERCURY	P. 090	TIMBER DECK	P. 252
CEPPO DI GRÉ STONE	P. 070	METRO	P. 392	TRAVERTINO CROSS CUT	P. 170
COFFRAGE	P. 064	MOAICO PORCELÂNICO	P. 470	TRAVERTINO ITALIANO	P.160
COSMOPOLITAN	P. 376	NEW YORK	P. 400	TREND	P. 364
COVELANO	P. 142	NOVAARQUITECTURA	P. 458	TUSCANIA	P. 294
CRACKLÉ	P. 384	ONYX ONICE BIANCO	P. 212	VIBE	P. 370
DOLOMITE BIANCO	P. 190	ONYX ÔNIX BRANCO	P. 216		



P.P.C.D.


PORCELÂNICO PASTA CORADA DECORADO  
COLORED BODY PORCELAIN STONEWARE

GRÈS CÉRAME DÉCORÉ COLORÉ DANS LA MASSE  
DURCHGEFÄRBTES DEKORIERTES FEINSTEINZEUG

P.V.

PORCELANATO VIDRADO  
GLAZED PORCELAIN STONEWARE

GRÈS CÉRAME ÉMAILLÉ  
FEINSTEINZEUG GLASIERT



cm in		120×120 RTF 47"×47" RTF	60×120 RTF 24"×47" RTF	20×120 RTF 8"×47" RTF	49×99 RTF 19"×39" RTF	24,5×99 RTF 10"×39" RTF	16×99 RTF 6"×39" RTF	49×49 RTF 19"×19" RTF		60×60 RTF 24"×24" RTF	30×60 RTF 12"×24" RTF	20×120 8"×47"	60×60 24"×24"	30×60 12"×24"	M 50×50 20"×20"	M 30×30 12"×12"	M 20×20 8"×8"	15×15 6"×6"	7,5×25 3"×10"
Espessura Thikness		9mm 0.35 in	9mm 0.35 in	9mm 0.35 in	9mm 0.35 in	9mm 0.35 in	9mm 0.35 in	9mm 0.35 in		8mm 0.32 in	8mm 0.32 in	9mm 0.35 in	8mm 0.32 in	8mm 0.32 in	8mm 0.32 in	8mm 0.32 in	8mm 0.32 in	7mm 0.28 in	8mm 10mm 0.32 in 0.39 in
CONCRETE																			
ESSENCE	P. 026	P.P.C.D.	P.P.C.D.							P.P.C.D.	P.P.C.D.		P.P.C.D.	P.P.C.D.					
RETRO	P. 036		P.P.C.D.							P.P.C.D.	P.P.C.D.		P.P.C.D.						
STONE																			
CEPPO DI GRÉ STONE	P. 070		P.V.							P.V.	P.V.								
KINGSTONE	P. 080		P.P.C.D.							P.P.C.D.	P.P.C.D.		P.P.C.D.	P.P.C.D.					
MERCURY	P. 090				P.P.C.D.	P.P.C.D.	P.P.C.D.	P.P.C.D.											
INDUSTRIAL STONE	P. 096												P.V.	P.V.					
SPLASH SLATE	P. 113													P.V.				P.V.	
ASSOUAN STONE	P. 118														P.V.				
HIGHLANDER	P. 120														P.V.				
WOOD																			
TIMBER	P. 240			P.V.								P.V.							
TIMBER DECK	P. 252			P.V.								P.V.							
IMAGINE	P. 262							P.P.C.D.											
IMAGINE DECK	P. 272							P.P.C.D.											
IMAGINE VINTAGE	P. 288					P.P.C.D.	P.P.C.D.												
COTTO																			
TUSCANIA	P. 294												P.V.	P.V.		P.V.			P.V.
BRICK ROAD	P. 300																		P.V.
ENCAUSTIC																			
HERITAGE	P. 326															P.V.			



Pavimento  
Floor Tiles



Revestimento  
Wall Tiles



Retificados  
Rectified



Não Retificados  
Non Rectified

PAVIMENTOS  
FLOOR TILES



P.P.C.D.	PORCELÂNICO PASTA CORADA DECORADO COLORED BODY PORCELAIN STONEWARE	GRÈS CÉRAME DÉCORÉ COLORÉ DANS LA MASSE DURCHGEFÄRBTES DEKORIERTES FEINSTEINZEUG
P.V.	PORCELANATO VIDRADO GLAZED PORCELAIN STONEWARE	GRÈS CÉRAME ÉMAILLÉ FEINSTEINZEUG GLASIERT
A.Z.	AZULEJO DE PASTA BRANCA BICOZEDURA DOUBLE FIRED WHITE BODY WALL TILE	FAÏENCE EN PÂTE BLANCHE BI-CUISSON WEISS-SCHERBIGE ZWEIBRAND STEINGUTFLIESEN







cm in	30×90 RTF 12"×35" RTF	M25×75 10"×30"	M 25×55 10"×22"	M25×45 10"×18"	M10×30 4"×12"	60×120 RTF 24"×47" RTF	58×118 RTF P 23"×46" RTF P	20×120 RTF 8"×47" RTF	24,5×99 RTF 10"×39" RTF	16×99 RTF 6"×39" RTF	60×60 RTF 24"×24" RTF	30×60 RTF 12"×24"	60×60 24"×24"	30×60 12"×24"	M 50×50 20"×20"	M45×45 18"×18"	M30×30 12"×12"	M10×30 4"×12"
↓ ↑ Espessura Thickness	10 mm 0.39 in	9 mm 0.35 in	8 mm 0.32 in	8 mm 0.32 in	8 mm 0.32 in	9 mm 0.35 in	9 mm 0.35 in	9 mm 0.35 in	9 mm 0.35 in	9 mm 0.35 in	8 mm 0.32 in	8 mm 0.32 in	8 mm 0.32 in	8 mm 0.32 in	8 mm 0.32 in	8 mm 0.32 in	8 mm 0.32 in	8 mm 0.32 in
CONCRETE																		
FACTORY	P. 046	A.Z.		A.Z.											P.P.C.D.			
CAIMAN	P. 054	A.Z.		A.Z.												P.V.		
BAMBU	P. 060			A.Z.												P.V.		
COFFRAGE	P. 064			A.Z.												P.V.		
STONE																		
SALT	P. 102	A.Z.	A.Z.		A.Z.								P.V.		P.V.			
MARBLE																		
CALACATTA ORO	P. 124	A.Z.	A.Z.	A.Z.		A.Z.	P.V.	P.V.			P.V.		P.V.	P.V.			P.V.	P.V.
CALACATTA WHITE	P. 132			A.Z.		A.Z.									P.V.		P.V.	P.V.
CALACATTA OCEANIC	P. 136	A.Z.		A.Z.		A.Z.	P.V.	P.V.			P.V.		P.V.	P.V.			P.V.	
COVELANO	P. 142			A.Z.		A.Z.	P.V.	P.V.							P.V.		P.V.	P.V.
STATUARIO SELECT	P. 148	A.Z.	A.Z.	A.Z.		A.Z.	P.V.	P.V.			P.V.		P.V.	P.V.			P.V.	P.V.
STATUARIO VENATO	P. 156			A.Z.		A.Z.									P.V.		P.V.	P.V.
TRAVERTINO ITALIANO	P.160						P.V.	P.V.			P.V.	P.V.					P.V.	P.V.
TRAVERTINO CROSS CUT	P. 170			A.Z.											P.V.		P.V.	P.V.
ETERNAL BEAUTY	P. 176	A.Z.		A.Z.		A.Z.	P.V.	P.V.			P.V.		P.V.	P.V.			P.V.	
PALISSANDRO	P. 182		A.Z.	A.Z.		A.Z.			P.V.				P.V.					
AGATA	P. 190	A.Z.		A.Z.		A.Z.							P.V.	P.V.			P.V.	P.V.
DOLOMITE BIANCO	P. 196	A.Z.	A.Z.	A.Z.		A.Z.					P.V.		P.V.	P.V.			P.V.	P.V.
MARFIL	P. 202	A.Z.	A.Z.	A.Z.		A.Z.					P.V.		P.V.	P.V.			P.V.	P.V.
ONYX WHITE CLOUD	P. 208	A.Z.		A.Z.		A.Z.					P.V.		P.V.	P.V.			P.V.	
ONYX ONICE BIANCO	P. 212	A.Z.	A.Z.	A.Z.		A.Z.					P.V.		P.V.	P.V.			P.V.	P.V.
ONYX ÔNIX BRANCO	P. 216	A.Z.		A.Z.		A.Z.							P.V.	P.V.			P.V.	P.V.
AMANI	P. 220			A.Z.											P.V.		P.V.	P.V.
AMANI GREY	P. 226		A.Z.	A.Z.											P.V.		P.V.	P.V.
CARRARA BIANCO	P. 228			A.Z.		A.Z.									P.V.		P.V.	P.V.
SILK GEORGETTE	P. 232			A.Z.											P.V.		P.V.	P.V.
WOOD																		
IMAGINE SOUL	P. 274			A.Z.							P.P.C.D.	P.P.C.D.				P.V.		

REVESTIMENTOS  
& PAVIMENTOS  
COORDENADOS

WALL TILES  
& FLOOR TILES  
COORDINATED

P.V.	PORCELANATO VIDRADO GLAZED PORCELAIN STONEWARE	GRÈS CÉRAME ÉMAILLÉ FEINSTEINZEUG GLASIERT
A.Z.	AZULEJO DE PASTA BRANCA BICOZEDURA DOUBLE FIRED WHITE BODY WALL TILE	FAÏENCE EN PÂTE BLANCHE BI-CUISSON WEISS-SCHERBIGE ZWEIBRAND STEINGUTFLIESEN



																									
cm		30×90 RTF	15×60 RTF	30×60	M25×75	M25×55										M25×45	M10×40	M10×30	M10×30	M 7,5×15	7,5×25	15×15	7,5×15	7,5×15	
in		12"×35" RTF	6"×24" RTF	12"×24"	10"×30"	10"×22"										10"×18"	4"×16"	4"×12"	4"×12"	3"×6"	3"×10"	6"×6"	3"×6"	3"×6"	
	Espessura	10mm	8mm	8mm	9mm	8mm										8mm	8mm	8mm	7,5mm	7,5mm	8mm	7mm	7 mm	5,8mm	5,8mm
	Thickness	0.39 in	0.32 in	0.32 in	0.35 in	0.32 in										0.32 in	0.32 in	0.32 in	0.30 in	0.30 in	0.32 in	0.28 in	0.28 in	0.23 in	0.23 in

MURETTO																
ART STONE	P. 306		P.V.	P.V.												
STONECRAFT	P. 316		P.V.	P.V.												
COLOUR																
ART	P. 346	A.Z.														
BRANCOS	P. 352	A.Z.			A.Z.	A.Z.	A.Z.									
BLOOM	P. 358					A.Z.										
TREND	P. 364					A.Z.			A.Z.							
VIBE	P. 370					A.Z.										
COSMOPOLITAN	P. 376							A.Z.								
CRACKLÉ	P. 384								A.Z.			A.Z.				
METRO	P. 392								A.Z.			A.Z.				
NEW YORK	P. 400								A.Z.							
SOHO	P. 406								A.Z.							
TIFFANY	P. 412										A.Z.	A.Z.			A.Z.	A.Z.
INFINITY	P. 418												P.V.			
LUX	P. 426												P.V.			
MANHATTAN	P. 434												P.V.			
SPLASH ELEMENT	P. 442														P.V.	
SPLASH POOL	P. 450														P.V.	

MIX & MATCH



Revestimento  
Wall Tiles



Retificados  
Rectified



Não Retificados  
Non Rectified

# REVESTIMENTOS WALL TILES

P.P.C.D.

PORCELÂNICO PASTA CORADA DECORADO  
COLORED BODY PORCELAIN STONEWARE

GRÈS CÉRAME DÉCORÉ COLORÉ DANS LA MASSE  
DURCHGEFÄRBTES DEKORIERTES FEINSTEINZEUG

P.V.


PORCELANATO VIDRADO  
GLAZED PORCELAIN STONEWARE

GRÈS CÉRAME ÉMAILLÉ  
FEINSTEINZEUG GLASIERT


A.Z.

AZULEJO DE PASTA BRANCA BICOZEDURA  
DOUBLE FIRED WHITE BODY WALL TILE

FAÏENCE EN PÂTE BLANCHE BI-CUISSON  
WEISS-SCHERBIGE ZWEIBRAND STEINGUTFLIESEN



cm	120×120 RTF	60×120 RTF	60×60 RTF	30×60 RTF
in	47"×47" RTF	24"×47" RTF	24"×24" RTF	12"×24" RTF

 <div>Espessura Thickness</div>		9mm 0.35 in	9mm 0.35 in	8mm 0.32 in	8mm 0.32 in		8mm 0.32 in	8mm 0.32 in	8mm 0.32 in	8mm 0.32 in		9mm 0.35 in	8mm 0.32 in
ESSENCE	P. 026	P.P.C.D.	P.P.C.D.	P.P.C.D.	P.P.C.D.		P.P.C.D.	P.P.C.D.					
RETRO	P. 036		P.P.C.D.	P.P.C.D.	P.P.C.D.		P.P.C.D.						
FACTORY	P. 046								P.P.C.D.			A.Z.	A.Z.
CAIMAN	P. 054									P.V.			A.Z.
BAMBU	P. 060										P.V.		A.Z.
COFFRAGE	P. 064										P.V.		A.Z.

# CONCRETE EFFECT



60×60	30×60	M 50×50	M 45×45		
24"×24"	12"×24"	20"×20"	18"×18"	M 25×75	M 25×45
				10"×30"	10"×18"



## ACABAMENTO DA SUPERFÍCIE SURFACE FINISHING



Pavimento  
Floor Tiles



Revestimento  
Wall Tiles



Retificados  
Rectified



Não Retificados  
Non Rectified



Ingelivo  
Frost Resistant



Mate  
Matt



Natural  
Natural



Antiderrapante  
Slip-Resistant

Mais informação técnica: página 480  
More technical information: page 480



# ESSENCE

**5** CORES  
COLOURS

**4** FORMATOS PAVIMENTO  
FLOOR TILES SIZES

**2** ACABAMENTOS  
FINISHES

**3** MOSAICOS  
MOSAICS

**Grandes formatos!**  
**Cerâmica para Design e Arquitetura.**

Big sizes!  
Slabs for Design and Architecture.



ESSENCE







ESSENCE | BEGE BEIGE | 60×120 cm RTF 24"×47" RTF | 40000

## ESSENCE




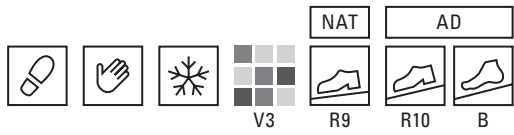
ESSENCE | CASTANHO BROWN | 60×60 cm RTF 24"×24" | 40003



ESSENCE



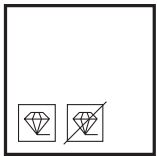
CONCRETE  
EFFECT



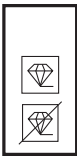
120×120 cm 47"×47"  
9 mm 0.35 in



60×120 cm 24"×47"  
9 mm 0.35 in




60×60 cm 24"×24"  
8 mm 0.32 in



30×60 cm 12"×24"  
8 mm 0.32 in


Retificados Rectified	120×120 RTF	60×120 RTF	60×120 RTF AD	60×60 RTF	60×60 RTF AD	30×60 RTF	30×60 RTF AD
Não Retificados Non Rectified	-	-	-	60×60	60×60 AD	30×60	30×60 AD
BEGE BEIGE	40000	40000	40000	40000	40000	40000	40000
CINZA CLARO LIGHT GREY	40001	40001	40001	40001	40001	40001	40001
CINZA GREY	40002	40002	40002	40002	40002	40002	40002
CASTANHO BROWN	40003	40003	40003	40003	40003	40003	40003
PRETO BLACK	40004	40004	40004	40004	40004	40004	40004

MOSAICO 36  
MOSAIC 36



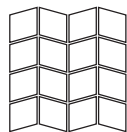
33×33 cm 13"×13"  
8 mm 0.32 in

MOSAICO MURETO 12  
MOSAIC MURETO 12




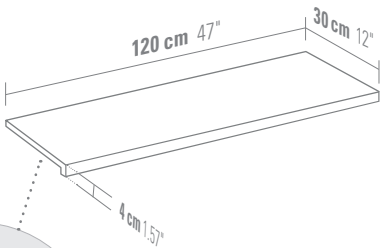
30×60 cm 12"×24"  
9 mm 0.35 in  
8 mm 9,5 mm

MOSAICO INCLINADO 16  
MOSAIC INCLINED 16



29×29 cm 11"×11"  
9 mm 0.35 in

PEÇA DEGRAU LINEAR  
STEP TREAD



30 × 120cm RTF PDL	12"×47" RTF PDL	9 mm 0.35 in
30 × 120cm RTF PDL AD	12"×47" RTF PDL AD	9 mm 0.35 in
30×60cm RTF PDL	12"×24" RTF PDL	8 mm 0.32 in
30×60cm RTF PDL AD	12"×24" RTF PDL AD	8 mm 0.32 in
30×60 cm PDL	12"×24" PDL	8 mm 0.32 in
30×60cm PDL AD	12"×24" PDL AD	8 mm 0.32 in

RODAPÉ  
BULLNOSE



8×120cm RTF ROD	3.15"×47" RTF ROD	9 mm 0.35 in
8×60 cm RTF ROD	3.15"×24" RTF ROD	8 mm 0.32 in
8×60 cm ROD	3.15"×24" ROD	8 mm 0.32 in

RTF = Retificado  
RTF = Rectified


AD = Antiderrapante  
AD = Slip-Resistant

PDL = Peça Degrau Linear  
PDL = Step Tread

# ESSENCE



BEGE BEIGE 40000



CASTANHO BROWN 40003



CINZA CLARO LIGHT GREY 40001



CINZA GREY 40002



PRETO BLACK 40004

EMBALAGENS E PESOS \ PACKING AND WEIGHTS								
EMB001 Rev 91/1122								
Formato Size	Caixa Box			Paleta Pallet				
	Pcs. Stk.	m² / m	kg	Caixa / Paleta Box / Pallet	m²	Net. kg	Brut. kg	cm
120×120×0,9 cm RTF 1198×1198 mm	2	2,8800 m²	60,06	16	46,0800	961	986	143×123×55
60×120×0,9 cm RTF 598×1198 mm	2	1,4400 m²	27,67	33	47,5200	913	938	120×80×75
60×60×0,8 cm RTF 598×598 mm	4	1,4400 m²	25,92	32	46,0800	829	854	120×80×74
30×60×0,8 cm RTF 298×598 mm	7	1,2600 m²	22,30	40	50,4000	892	917	120×80×75
60×60×0,8 cm	4	1,4400 m²	24,94	32	46,0800	798	823	120×80×74
30×60×0,8 cm	7	1,2600 m²	21,79	40	50,4000	872	897	120×80×75
Mosaico 36 Mosaic 36	9	0,9801 m²	16,60					
Mosaico Mureto 12 Mosaic Mureto 12	6	1,0764 m²	22,80					
Mosaico Inclinado 16 Mosaic Inclined 16	9	0,7569 m²	14,40					
30×120×0,9 cm RTF PDL	2	0,8160 m²	13,45					
Peça Degrau Linear Step Tread	2	0,4080 m²	7,10					
30×60×0,8 cm PDL	2	0,4080 m²	7,10					
8×120×0,9 cm RTF ROD	10	12,00 m	18,02					
Rodapé Bullnose	22	13,20 m	19,61					
8×60×0,8 cm ROD	22	13,20 m	19,27					





# RETRO

**4** CORES  
COLOURS

**2** FORMATOS PAVIMENTO  
FLOOR TILES SIZES

**2** ACABAMENTOS  
FINISHES

**1** DECORADO  
DECOR

**3** MOSAICOS  
MOSAICS

**Um cimento de inspiração  
"industrial-shabby-chic".**

Add an urban touch to your home with  
an industrial-shabby-chic-inspired  
concrete.









**RETRO | OFF WHITE** OFF WHITE | **Terrazzo** | **60×60 cm** 24"×24" | 9464  
**RETRO | OFF WHITE** OFF WHITE | **60×60 cm** 24"×24" | 9460



RETRO

**SPLASH | ELEMENT | TERRACOTTA** COTTO | **15×15 cm** 6"×6" | 9324  
**RETRO | OFF WHITE** OFF WHITE | **Terrazzo** | **60×60 cm** 24"×24" | 9464  
**RETRO | OFF WHITE** OFF WHITE | **60×60 cm** 24"×24" | 9460





RETRO | CINZA GREY | Terrazzo | 60x120 cm RTF 24"x47" RTF | 9467

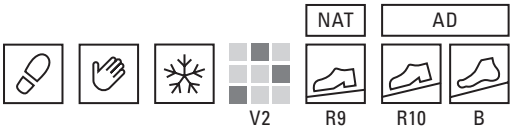


METRO | AZUL MARINHO NAVY BLUE | M 10x30 cm 4"x12" | 9316

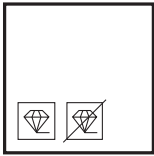
RETRO | CINZA GREY | Terrazzo | 60x120 cm RTF 24"x47" RTF | 9467



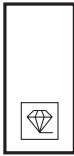
CONCRETE  
EFFECT



60×120 cm 24"×47"  
9 mm 0.35 in



60×60 cm 24"×24"  
8 mm 0.32 in



30×60 cm 12"×24"  
8 mm 0.32 in

Retificados Rectified	60×120 RTF 60×120 RTF AD		60×60 RTF 60×60 RTF AD		30×60 RTF 30×60 RTF AD	
Não Retificados Non Rectified	-	-	60×60	60×60 AD	-	-
OFF WHITE OFF WHITE	9460	9460	9460	9460	9460	9460
BRANCO OSSO BONE	9461	9461	9461	9461	9461	9461
AREIA SAND	9462	9462	9462	9462	9462	9462
CINZA GREY	9463	9463	9463	9463	9463	9463

TERRAZZO

OFF WHITE OFF WHITE	9464	9464	9464	9464	9464	9464
BRANCO OSSO BONE	9465	9465	9465	9465	9465	9465
AREIA SAND	9466	9466	9466	9466	9466	9466
CINZA GREY	9467	9467	9467	9467	9467	9467

**MOSAICO 36**  
MOSAIC 36

33×33 cm 13"×13"  
8 mm 0.32 in

\*\*\*\*/640  
(exceto TERRAZZO)  
(except TERRAZZO)

**MOSAICO MURETO 16**  
MOSAIC MURETO 16

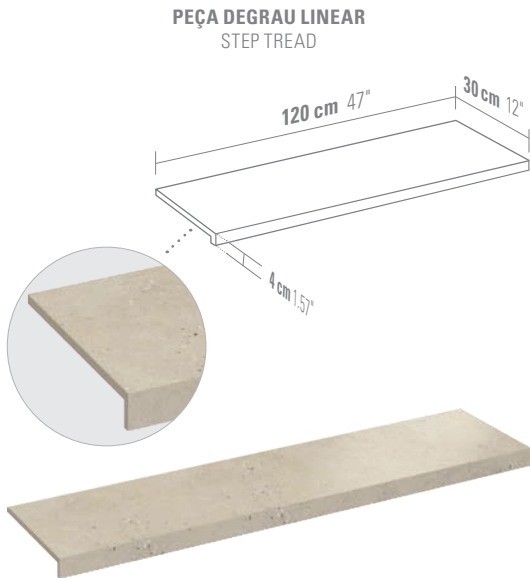
24×49 cm 9"×19"  
8 mm 0.32 in

\*\*\*\*/016  
(exceto TERRAZZO)  
(except TERRAZZO)

**MOSAICO HEX REGULAR**  
MOSAIC HEX REGULAR

33×30 cm 13"×12"  
8 mm 0.32 in

\*\*\*\*/720  
(exceto TERRAZZO)  
(except TERRAZZO)




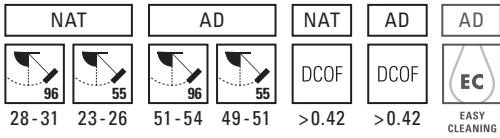
30 × 120 cm RTF PDL	12"×47" RTF PDL	9 mm 0.35 in
30 × 120 cm RTF PDL AD	12"×47" RTF PDL AD	9 mm 0.35 in
30×60 cm RTF PDL	12"×24" RTF PDL	8 mm 0.32 in
30×60 cm RTF PDL AD	12"×24" RTF PDL AD	8 mm 0.32 in
30×60 cm PDL	12"×24" PDL	8 mm 0.32 in
30×60 cm PDL AD	12"×24" PDL AD	8 mm 0.32 in

**RODAPÉ**  
BULLNOSE




8×120 cm RTF ROD 3.15"×47" RTF ROD 9 mm 0.35 in  
8×60 cm RTF ROD 3.15"×24" RTF ROD 8 mm 0.32 in  
8×60 cm ROD 3.15"×24" ROD 8 mm 0.32 in

RTF = Retificado RTF = Rectified  
AD = Antiderrapante AD = Slip-Resistant  
PDL = Peça Degrau Linear PDL = Step Tread

RETRO



TERRAZZO 9466 9465 9464 9467

EMBALAGENS E PESOS \ PACKING AND WEIGHTS				EMB001 Rev 91/1122				
Formato Size	Caixa Box 			Paleta Pallet 				
	Pcs. Stk.	m² / m	kg	Caixa / Paleta Box / Pallet	m²	Net. kg	Brut. kg	 cm
60×120×0,9 cm RTF 598×1198 mm	2	1,4400 m²	27,67	33	47,5200	913	938	120×80×75
60×60×0,8 cm RTF 598×598 mm	4	1,4400 m²	25,92	32	46,0800	829	854	120×80×74
60×60×0,8 cm	4	1,4400 m²	24,94	32	46,0800	798	823	120×80×74
Mosaico 36 Mosaic 36	33×33×0,8cm	9	0,9801 m²	16,60				
Mosaico Mureto 16 Mosaic Mureto 16	24×49×0,8cm	7	0,8232 m²	16,36				
Mosaico Hex Regular Mosaic Hex Regular	33×30×0,8cm	9	0,814 m²	12,50				
Peça Degrau Linear Step Tread	30 × 120×0,9 cm RTF PDL	2	0,8160 m²	13,45				
	30×60×0,8 cm RTF PDL	2	0,4080 m²	7,10				
	30×60×0,8 cm PDL	2	0,4080 m²	7,10				
Rodapé Bullnose	8×120×0,9 cm RTF ROD	10	12,00 m	18,02				
	8×60×0,8cm RTF ROD	22	13,20 m	19,61				
	8×60×0,8 cm ROD	22	13,20 m	19,27				



# FACTORY

**4** CORES  
COLOURS

**2** FORMATOS REVESTIMENTO  
WALL TILES SIZES

**2** ESTRUTURAS  
STRUCTURES

**3** DECORADOS  
DECORS

**5** CORES  
COLOURS

**1** FORMATO PAVIMENTO  
FLOOR TILE SIZE

**2** ACABAMENTOS  
FINISHES

**1** MOSAICO  
MOSAIC

**Efeito betão sofisticado  
e luxuoso!**

Sophisticated  
and luxurious concrete-effect!





FACTORY | TAUPE TAUPE | M 50×50 cm 20"×20" | 8821

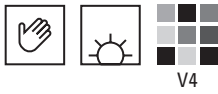
FACTORY



FACTORY | TAUPE TAUPE | M 25×75 cm 10"×30" | 6115  
FACTORY | TAUPE TAUPE | Antic | M 25×75 cm 10"×30" | 6115/800



CONCRETE  
EFFECT



M25×75 cm 10"×30"  
9 mm 0.35 in



M25×45 cm 10"×18"  
8 mm 0.32 in

RODAPÉ  
BULLNOSE



7,5×25 cm 3"×10"  
8 mm 0.32 in

BRANCO NUVEM WHITE CLOUD	6112	6112
BRANCO WHITE	6113	6113
BETÃO CONCRETE	6114	6114
TAUPE TAUPE	6115	6115
ATÉ 20 VARIAÇÕES GRÁFICAS UP TO 20 GRAPHIC VARIATIONS		

ANTIC

M25×75 cm 10"×30"  
M25×45 cm 10"×18"

6112/800

6113/800 Disponível apenas em M25×45 cm Only

6114/800

6115/800




PIRAMIDE

M25×75 cm 10"×30"

6112/650

6113/650

6114/650

EMBALAGENS E PESOS \ PACKING AND WEIGHTS					EMB001 Rev 91/1122				
Formato Size	Caixa Box 			Paleta Pallet 					
	Pcs. Stk.	m² / m	kg	Caixa / Paleta Box / Pallet	m²	Net. kg	Brut. kg	 cm	
REVESTIMENTO WALL TILES									
	M25×75×0,9cm	7	1,3125 m²	21,00	42	55,1250	882	907	120×80×90
	M25×45×0,8cm	10	1,1250 m²	15,25	60	67,5000	915	940	120×80×92
Razor · Antic	M25×75×0,9cm	7	1,3125 m²	21,00					
Piramide	M25×75×0,9cm	6	1,125 m²	19,00					
Stamp	M75×75×0,9cm	1 Pnl	0,5625 m²	9,00					
Antic	M25×45×0,8cm	10	1,125 m²	15,25					
Dots	30×30×0,9cm	4	0,36 m²	5,30					
Rodapé Bullnose	7,5×25×0,8cm	12	3,00 m	2,88					



FACTORY | BETÃO CONCRETE | M25×45 cm 10"×18" | 6114

RAZOR

M25×75 cm 10"×30"

BETÃO CONCRETE 6114/300

DOTS

30×30 cm 12"×12"

TAUPE TAUPE 0450/394

STAMP

M75×75 cm 30"×30"

BRANCO NUVEM WHITE COULD 6112/001

BRANCO WHITE 6113/001

BETÃO CONCRETE 6114/001

TAUPE TAUPE 6115/001



CONCRETE  
EFFECT



NAT


AD

NAT

AD

NAT

AD


R10

R11

A

38-42

33-36

57-63


52-57

DCOF

>0.42


DCOF

>0.42



M 50×50 cm 20"×20"  
8 mm 0.32 in

MOSAICO 36  
MOSAIC 36






33×33 cm 13"×13"  
8 mm 0.32 in

RODAPÉ  
BULLNOSE



8×50 cm ROD 3.15"×20" ROD  
8 mm 0.32 in

	M 50×50	M 50×50 AD
BRANCO NUVEM WHITE CLOUD	8819	8819
BRANCO WHITE	8820	8820
TAUPE TAUPE	8821	8821
BETÃO CONCRETE	8822	8822
ANTRACITE ANTHRACITE	8823	8823
VARIações GRÁFICAS: GRAPHIC VARIATIONS:	ATÉ 13 UP TO 13	

EMBALAGENS E PESOS \ PACKING AND WEIGHTS					EMB001 Rev 91/1122				
Formato Size	Caixa Box 			Paleta Pallet 					
	Pcs. Stk.	m² / m	kg	Caixa / Paleta Box / Pallet	m²	Net. kg	Brut. kg	 cm	
PAVIMENTO FLOOR TILES									
M50×50×0,8cm	5	1,2500 m²	21,65	44	55,0000	953	978	120×100×65	
Mosaico 36 Mosaic 36	9	0,9801 m²	16,60						
Rodapé Bullnose	30	15 m	20,78						

AD = Antiderrapante  
AD = Slip-Resistant



FACTORY | ANTRACITE ANTHRACITE | M 50×50 cm 20"×20" | 8823







# CAIMAN

**4** CORES  
COLOURS

**2** FORMATOS REVESTIMENTO  
WALL TILES SIZES

**1** ESTRUTURA  
STRUCTURE

**4** DECORADOS  
DECORS

**1** MOSAICO  
MOSAIC

**1** FORMATO PAVIMENTO  
FLOOR TILE SIZE

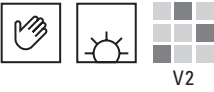
**Um toque urbano com efeito  
cimento de inspiração industrial!**

Add an urban touch  
with an industrial-inspired concrete!

CAIMAN | PÉROLA PEARL | M25×75cm 10"×30" | 6057  
CAIMAN | TAUPE TAUPE | M25×75cm 10"×30" | 6058  
CAIMAN | TAUPE TAUPE | Vintage | M25×75cm 10"×30" | 6064  
CAIMAN | PÉROLA-TAUPE PEARL-TAUPE | Mosaico Mosaic - 78 | 25×30cm 10"×12" | 6057/178  
CAIMAN | TAUPE TAUPE | M45×45cm 18"×18" | 8672



CONCRETE  
EFFECT




M25×75 cm 10"×30"  
9 mm 0.35 in



M25×45 cm 10"×18"  
8 mm 0.32 in

BRANCO WHITE	6055	6055
BETÃO CONCRETE	6056	6056
PÉROLA PEARL	6057	6057
TAUPE TAUPE	6058	6058
VARIAÇÕES GRÁFICAS: GRAPHIC VARIATIONS:	ATÉ 7 UP TO 7	ATÉ 15 UP TO 15



MOSAICO 78  
MOSAIC 78  
25×30 cm 10"×12"  
9 mm 0.35 in

****/078	6055/178	6057/178
	BRANCO – BETÃO WHITE – CONCRETE	PÉROLA – TAUPE PEARL – TAUPE

SKIN

M 25×75 cm  
10"×30"



BRANCO WHITE 6055



6059



6055/001

ELEGANCE

M 25×75 cm  
10"×30"



PÉROLA PEARL 6057






6061



6057/001



EMBALAGENS E PESOS \ PACKING AND WEIGHTS					EMB001 Rev 91/1122				
Formato Size	Caixa Box 			Paleta Pallet 					
	Pcs. Stk.	m² / m	kg	Caixa / Paleta Box / Pallet	m²	Net. kg	Brut. kg	 cm	
REVESTIMENTO WALL TILES									
	M25×75×0,9cm	7	1,3125 m²	21,00	42	55,1250	882	907	120×80×90
	M25×45×0,8cm	10	1,1250 m²	15,25	60	67,5000	915	940	120×80×92
Skin · Vintage · Reef	M25×75×0,9cm	7	1,3125 m²	21,00					
Elegance · Sherry	M25×75×0,9cm	4	0,75 m²	12,00					
Vintage	M25×45×0,8cm	10	1,125 m²	15,25					
Mosaico 78 Mosaic 78	25×30×0,9cm	9	0,675 m²	9,00					

CAIMAN

CAIMAN | TAUPE TAUPE | M 25×75 cm 10"×30" | 6058  
CAIMAN | TAUPE TAUPE | Sherry | M 25×75 cm 10"×30" | 6058/002

SKIN

M 25×75 cm  
10"×30"

VINTAGE

M 25×75 cm  
10"×30"  
M 25×45 cm  
10"×18"



BETÃO CONCRETE 6056



TAUPE TAUPE 6058



6060



6062



6063



6064



6007/700



6006/700



6056/002



6058/002

REEF

M 25×75 cm  
10"×30"  
2 PEÇAS 2 TILES

SHERRY

M 25×75 cm  
10"×30"





CONCRETE  
EFFECT




V2

45

R928-3123-26

DCOF

>0.42



M 45×45 cm 18"×18"

8 mm 0.32 in

BRANCO WHITE	5	8670
PÉROLA PEARL	5	8671
TAUPE TAUPE	4	8672
BETÃO CONCRETE	4	8673

VARIações GRÁFICAS: ATÉ 9  
GRAPHIC VARIATIONS: UP TO 9

RODAPÉ  
BULLNOSE



8×45 cm ROD 3.15"×18" ROD

8 mm 0.32 in



BRANCO WHITE 8670






BETÃO CONCRETE 8673



PÉROLA PEARL 8671



TAUPE TAUPE 8672

EMBALAGENS E PESOS \ PACKING AND WEIGHTS					EMB001 Rev 91/1122				
Formato Size	Caixa Box 			Paleta Pallet 					
	Pcs. Stk.	m² / m	kg	Caixa / Paleta Box / Pallet	m²	Net. kg	Brut. kg	 cm	
PAVIMENTO FLOOR TILES									
	M45×45×0,8cm	6	1,2150 m <sup>2</sup>	20,64	34	41,3100	702	727	120×80×61
Rodapé Bullnose	8×45×0,8 cm ROD	21	9,45 m	13,00					



CAIMAN | BRANCO WHITE | M 25×75 cm 10"×30" | 6055  
CAIMAN | BETÃO CONCRETE | Reef | M 25×75 cm 10"×30" | 6007/700  
CAIMAN | BETÃO CONCRETE | M 45×45 cm 18"×18" | 8673



# BAMBU

**4** CORES  
COLOURS

**1** FORMATO REVESTIMENTO  
WALL TILE SIZE

**1** DECORADO  
DECOR

**1** FORMATO PAVIMENTO  
FLOOR TILE SIZE

**1** MOSAICO  
MOSAIC

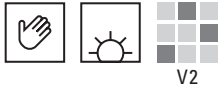
**Perfeição coordenada!**

Coordinated perfection!

BAMBU | BRANCO WHITE | M 25×45 cm 10"×18" | 3089  
BAMBU | TERRA EARTH | M 25×45 cm 10"×18" | 3091  
BAMBU | MULTICOR MULTICOLOUR | Timber | M 25×45 cm 10"×18" | 3097  
BAMBU | TERRA EARTH | M 45×45 cm 18"×18" | 8677



CONCRETE  
EFFECT



M 25×45 cm 10"×18"  
8 mm 0.32 in


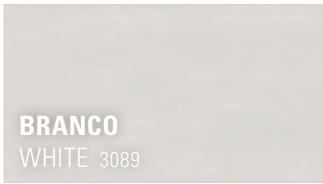
BRANCO WHITE	3089
CINZA GREY	3090
TERRA EARTH	3091
ANTRACITE ANTHRACITE	3092
VARIAÇÕES GRÁFICAS: GRAPHIC VARIATIONS:	ATÉ 11 UP TO 11

TIMBER


M 25×45 cm 10"×18"



MULTICOR MULTICOLOUR 3097




BAMBU | MULTICOR MULTICOLOUR | Timber | M 25×45 cm 10"×18" | 3097  
BAMBU | TERRA EARTH | M 25×45 cm 10"×18" | 3091




M 45×45 cm 18"×18"  
8 mm 0.32 in

BRANCO WHITE	5	8675
CINZA GREY	4	8676
TERRA EARTH	4	8677
ANTRACITE ANTHRACITE	4	8678
VARIAÇÕES GRÁFICAS: GRAPHIC VARIATIONS:	ATÉ 12 UP TO 12	



MOSAICO IRREGULAR  
MOSAIC IRREGULAR






30×30 cm 12"×12"  
8 mm 0.32 in

\*\*\*\*/920

RODAPÉ  
BULLNOSE



8×45 cm ROD 3.15"×18" ROD  
8 mm 0.32 in

EMBALAGENS E PESOS \ PACKING AND WEIGHTS					EMB001 Rev 91/1122				
Formato Size		Caixa Box 			Paleta Pallet 				
		Pcs. Stk.	m² / m	kg	Caixa / Paleta Box / Pallet	m²	Net. kg	Brut. kg	 cm
REVESTIMENTO WALL TILES									
	M25×45×0,8cm	10	1,1250 m²	15,25	60	67,5000	915	940	120×80×92
Timber	M25×45×0,8cm	10	1,1250 m²	15,25					
PAVIMENTO FLOOR TILES									
	M45×45×0,8cm	6	1,2150 m²	20,64	34	41,3100	702	727	120×80×61
Mosaico Irregular	Mosaic Irregular	10	0,90 m²	16,00					
Rodapé	Bullnose	21	9,45 m	13,00					



# COFFRAGE

**4** CORES  
COLOURS

**1** FORMATO REVESTIMENTO  
WALL TILE SIZE

**1** DECORADO  
DECOR

**1** FORMATO PAVIMENTO  
FLOOR TILE SIZE

**1** MOSAICO  
MOSAIC

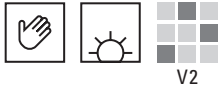
**Idealizado com a elegância  
e a funcionalidade em mente!**

Designed with elegance  
and functionality in mind!

COFFRAGE | BEGE BEIGE | M 25×45 cm 10"×18" | 3094  
COFFRAGE | TERRA EARTH | M 25×45 cm 10"×18" | 3095  
COFFRAGE | MULTICOR MULTICOLOUR | Cube | M 25×45 cm 10"×18" | 3098  
COFFRAGE | TERRA EARTH | M 45×45 cm 18"×18" | 8687  
COFFRAGE | TERRA EARTH | Mosaico Mosaic - Irregular | 30×30 cm 12"×12" | 8687/920



CONCRETE  
EFFECT



M 25×45 cm 10"×18"  
8 mm 0.32 in

BRANCO WHITE	3093
BEGE BEIGE	3094
TERRA EARTH	3095
CINZA GREY	3096
VARIAÇÕES GRÁFICAS: GRAPHIC VARIATIONS:	ATÉ 24 UP TO 24

CUBE

M 25×45 cm 10"×18"  
2 PEÇAS 2 TILES



MULTICOR MULTICOLOUR 3098




BRANCO  
WHITE 3093


CINZA  
GREY 3096

BEGE  
BEIGE 3094

TERRA  
EARTH 3095




COFFRAGE | CINZA GREY | M 25×45 cm 10"×18" | 3096  
COFFRAGE | MULTICOR MULTICOLOR | Cube | M 25×45 cm 10"×18" | 3098



M 45×45 cm 18"×18"  
8 mm 0.32 in

BRANCO WHITE	5	8685
BEGE BEIGE	4	8686
TERRA EARTH	4	8687
CINZA GREY	4	8688
VARIAÇÕES GRÁFICAS: GRAPHIC VARIATIONS:	ATÉ 12 UP TO 12	

MOSAICO IRREGULAR  
MOSAIC IRREGULAR



30×30 cm 12"×12"  
8 mm 0.32 in

\*\*\*\*/920

RODAPÉ  
BULLNOSE



8×45 cm ROD 3.15"×18" ROD  
8 mm 0.32 in



BRANCO  
WHITE 8685






CINZA  
GREY 8688



BEGE  
BEIGE 8686



TERRA  
EARTH 8687

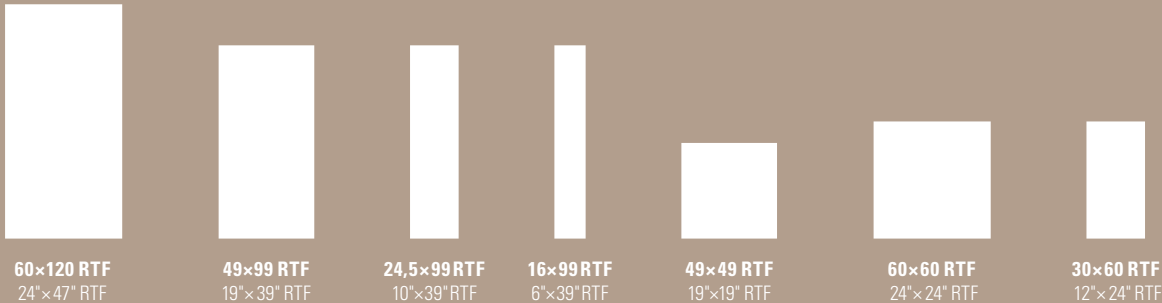
EMBALAGENS E PESOS \ PACKING AND WEIGHTS					EMB001 Rev 91/1122				
Formato Size		Caixa Box 			Paleta Pallet 				
		Pcs. Stk.	m² / m	kg	Caixa / Paleta Box / Pallet	m²	Net. kg	Brut. kg	 cm
REVESTIMENTO WALL TILES									
	M25×45×0,8cm	10	1,1250 m²	15,25	60	67,5000	915	940	120×80×92
Cube	M25×45×0,8cm	10	1,1250 m²	15,25					
PAVIMENTO FLOOR TILES									
	M45×45×0,8cm	6	1,2150 m²	20,64	34	41,3100	702	727	120×80×61
Mosaico Irregular	Mosaic Irregular 30×30×0,8cm	10	0,90 m²	16,00					
Rodapé	Bullnose 8×45×0,8 cm ROD	21	9,45 m	13,00					


COFFRAGE



P.P.C.D.	PORCELÂNICO PASTA CORADA DECORADO COLORED BODY PORCELAIN STONEWARE	GRÈS CÉRAME DÉCORÉ COLORÉ DANS LA MASSE DURCHGEFÄRBTES DEKORIERTES FEINSTEINZEUG
P.V.	PORCELANATO VIDRADO GLAZED PORCELAIN STONEWARE	GRÈS CÉRAME ÉMAILLÉ FEINSTEINZEUG GLASIERT
A.Z.	AZULEJO DE PASTA BRANCA BICOZEDURA DOUBLE FIRED WHITE BODY WALL TILE	FAÏENCE EN PÂTE BLANCHE BI-CUISSON WEISS-SCHERBIGE ZWEIBRAND STEINGUTFLIESEN

 Retificados  
Rectified



 Espessura Thickness	9 mm 0.35 in	9 mm 0.35 in	9 mm 0.35 in	9 mm 0.35 in	9 mm 0.35 in	8 mm 0.32 in	8 mm 0.32 in
CEPPO DI GRÈ STONE P. 070	P.V.					P.V.	P.V.
KINGSTONE P. 080	P.P.C.D.					P.P.C.D.	P.P.C.D.
MERCURY P. 090		P.P.C.D.	P.P.C.D.	P.P.C.D.	P.P.C.D.		
INDUSTRIAL STONE P. 096							
SALT P. 102						P.V.	
SPLASH SLATE P. 113							
ASSOUAN STONE P. 118							
HIGHLANDER P. 120							

 Não Retificados  
Non Rectified



8 mm 0.32 in	8 mm 0.32 in	8 mm 0.32 in	7 mm 0.28 in	9 mm 0.35 in	8 mm 0.32 in	8 mm 0.32 in
P.P.C.D.	P.P.C.D.					
P.V.	P.V.					
	P.V.			A.Z.	A.Z.	A.Z.
	P.V.		P.V.			
		P.V.				

# STONE EFFECT

## ACABAMENTO DA SUPERFÍCIE SURFACE FINISHING

-  Pavimento  
Floor Tiles
-  Revestimento  
Wall Tiles
-  Retificados  
Rectified
-  Não Retificados  
Non Rectified
-  Ingelivo  
Frost Resistant
-  Brilhante  
Glossy
- NAT

Natural  
Natural
- AD

Antiderrapante  
Slip-Resistant

Mais informação técnica: página 480  
More technical information: page 480





# CEPPO DI GRE STONE

**4** CORES  
COLOURS

**3** FORMATOS PAVIMENTO  
FLOOR TILES SIZES

**2** ACABAMENTOS  
FINISHES

**Reprodução cerâmica de uma  
pedra italiana estimada por todos  
devido à sua originalidade,  
complexidade, elegância e requinte.**

Ceramic reproduction of the widely  
loved Italian stone, due to its originality,  
complexity, elegance, and refinement.





## CEPPO DI GRE STONE





CEPPPO DI GRE STONE | BRANCO WHITE | 30x60 cm 12"x24" | 8996

## CEPPPO DI GRE STONE



CEPPPO DI GRE STONE | BRANCO WHITE | 60x120 cm RTF 24"x47" RTF | 8996





CEPPPO DI GRE STONE | BEGE BEIGE | 60x60 cm 24"x24" | 8997

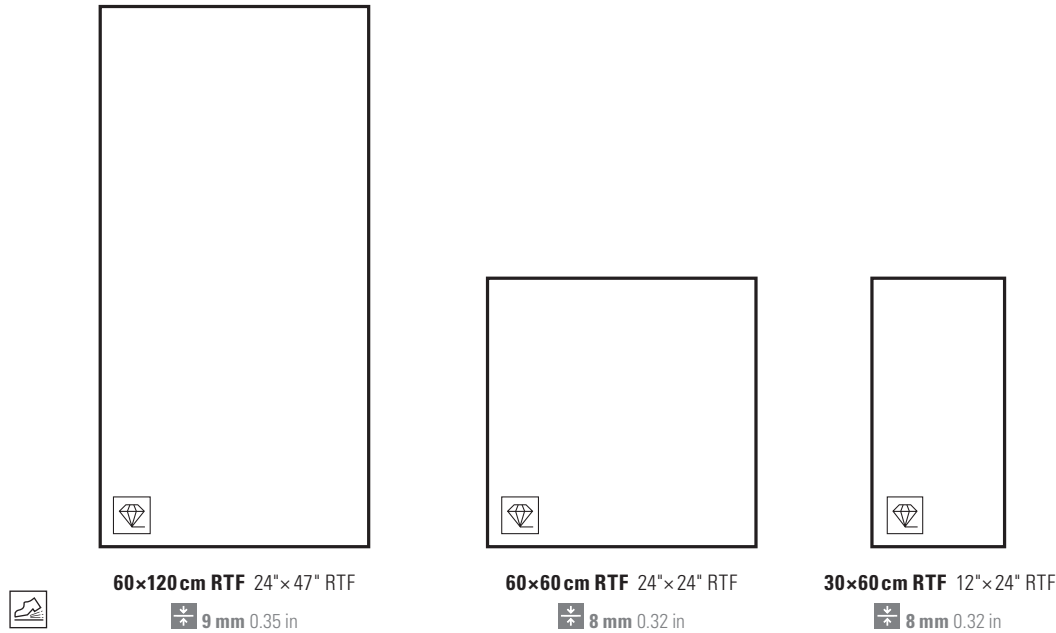
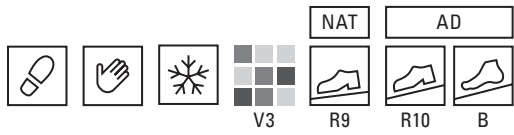
## CEPPPO DI GRE STONE



CEPPPO DI GRE STONE | BEGE BEIGE | 60x120 cm RTF 24"x47" RTF | 8997



STONE  
EFFECT

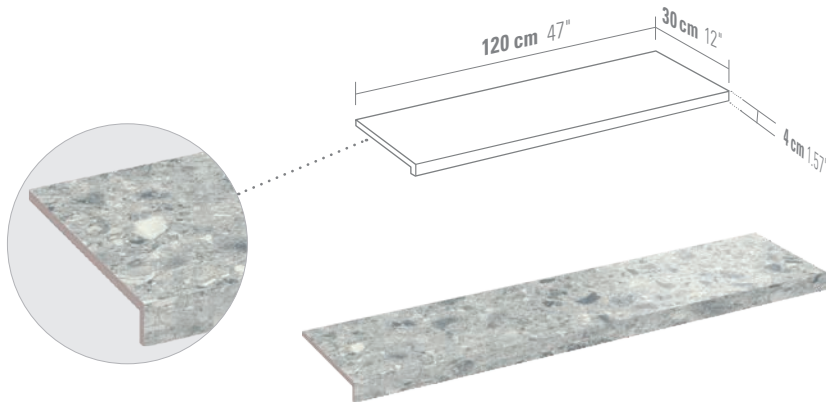


		60×120 RTF	60×120 RTF AD	60×60 RTF	60×60 RTF AD	30×60 RTF	30×60 RTF AD
BRANCO WHITE	5	8996	8996	8996	8996	8996	8996
BEGE BEIGE	5	8997	8997	8997	8997	8997	8997
CINZA GREY	4	8998	8998	8998	8998	8998	8998
ANTRACITE ANTHRACITE	3	8999	8999	8999	8999	8999	8999



PEÇA DEGRAU LINEAR  
STEP TREAD

30 × 120cm RTF PDL	12"×47" RTF PDL	9 mm 0.35 in
30 × 120cm RTF PDL AD	12"×47" RTF PDL AD	9 mm 0.35 in
30×60cm RTF PDL	12"×24" RTF PDL	8 mm 0.32 in
30×60cm RTF PDL AD	12"×24" RTF PDL AD	8 mm 0.32 in

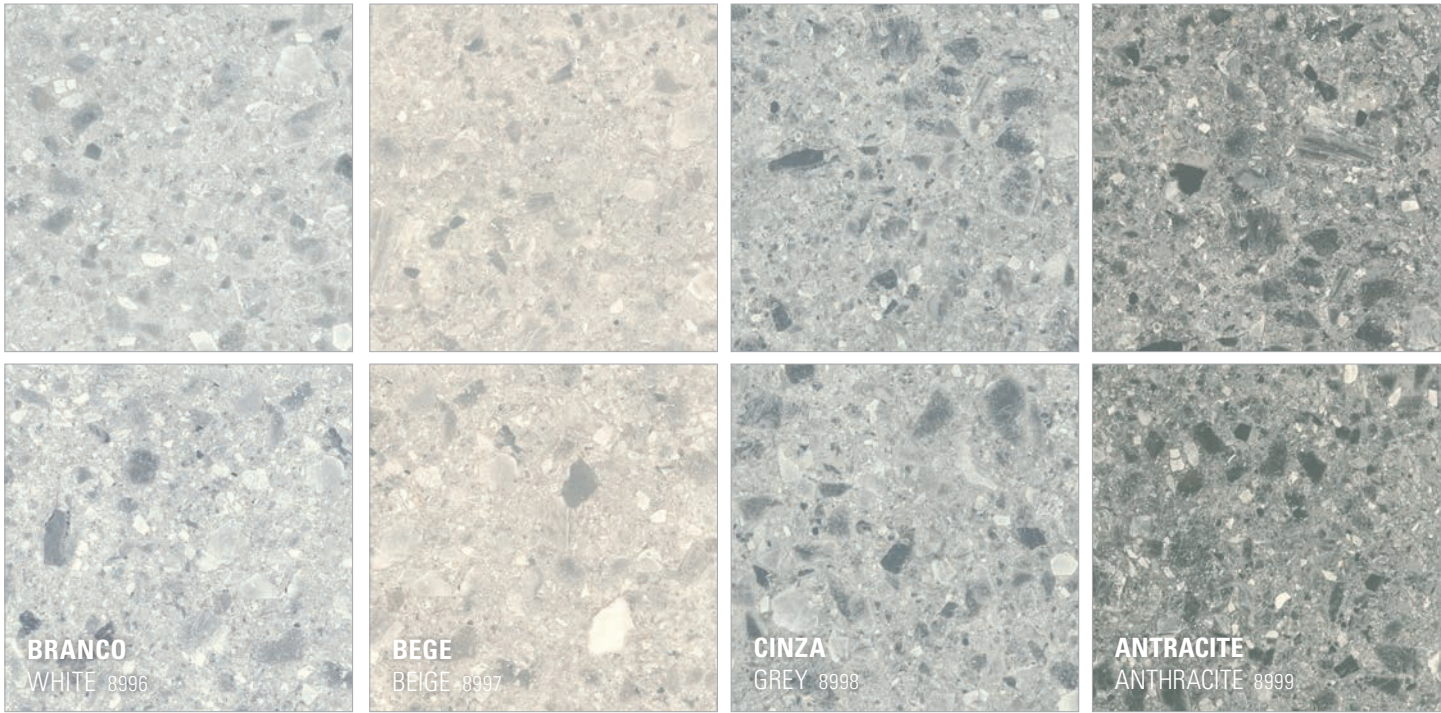
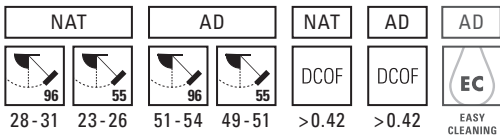





RTF = Retificado  
RTF = Rectified

AD = Antiderrapante  
AD = Slip-Resistant

PDL = Peça Degrau Linear  
PDL = Step Tread

# CEPPO DI GRE STONE



EMBALAGENS E PESOS \ PACKING AND WEIGHTS							EMB001 Rev 91/1122		
Formato Size	Caixa Box 			Paleta Pallet 					
	Pcs. Stk.	m² / m	kg	Caixa / Paleta Box / Pallet	m²	Net. kg	Brut. kg	 cm	
60×120×0,9 cm RTF 598×1198 mm	2	1,4400 m²	27,67	33	47,5200	913	938	120×80×75	
60×60×0,8 cm RTF 598×598 mm	4	1,4400 m²	25,92	32	46,0800	829	854	120×80×74	
30×60×0,8 cm RTF 298×598 mm	7	1,2600 m²	22,30	40	50,4000	892	917	120×80×75	
Peça Degrau Linear Step Tread	30 × 120×0,9 cm RTF PDL	2	0,8160 m²	13,45					
	30×60×0,8 cm RTF PDL	2	0,4080 m²	7,10					
Rodapé Bullnose	8× 120×0,9 cm RTF ROD	10	12,00 m	18,02					
	8×60×0,8 cm RTF ROD	22	13,20 m	19,61					



# KINGSTONE

**4** CORES  
COLOURS

**3** FORMATOS PAVIMENTO  
FLOOR TILES SIZES

**2** ACABAMENTOS  
FINISHES

**3** MOSAICOS  
MOSAICS

**O equilíbrio perfeito e natural  
entre a praticidade e a emoção,  
a funcionalidade e o hedonismo.**

Nature's perfect balance between  
practicality and emotion, functionality,  
and hedonism.





# KINGSTONE

KINGSTONE | BRANCO WHITE | 60x120 cm RTF 24"x47" RTF | 9430  
 KINGSTONE | BRANCO WHITE | 60x60 cm RTF 24"x24" RTF | 9430  
 KINGSTONE | BRANCO WHITE | MOSAICO MOSAIC - 36 | 33x33 cm 13"x13" | 9430/640





KINGSTONE | AREIA SAND | 60×60 cm · 30×60 cm 24"×24" · 12"×24" | 9431



KINGSTONE | AREIA SAND | 60×60 cm RTF 24"×24" RTF | 9431


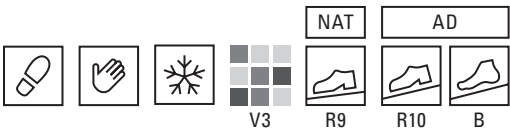


KINGSTONE

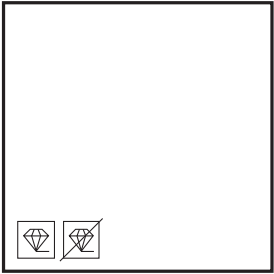




STONE  
EFFECT



60×120 cm 24"×47"  
9 mm 0.35 in



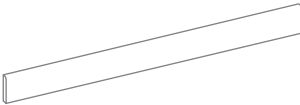
60×60 cm 24"×24"  
8 mm 0.32 in



30×60 cm 12"×24"  
8 mm 0.32 in

Retificados Rectified	60×120 RTF	60×120 RTF AD	60×60 RTF	60×60 RTF AD	30×60 RTF	30×60 RTF AD
Não Retificados Non Rectified	-	-	60×60	60×60 AD	30×60	30×60 AD
BRANCO WHITE	9430	9430	9430	9430	9430	9430
AREIA SAND	9431	9431	9431	9431	9431	9431
CINZA CLARO LIGHTGREY	9432	9432	9432	9432	9432	9432
NOZ NUT	9433	9433	9433	9433	9433	9433
	ATÉ 7 VARIAÇÕES GRÁFICAS UP TO 7 GRAPHIC VARIATIONS		ATÉ 14 VARIAÇÕES GRÁFICAS UP TO 14 GRAPHIC VARIATIONS		ATÉ 28 VARIAÇÕES GRÁFICAS UP TO 28 GRAPHIC VARIATIONS	

RODAPÉ  
BULLNOSE



8×120cm RTF ROD	3.15"×47" RTF ROD	9 mm 0.35 in
8×60 cm RTF ROD	3.15"×24" RTF ROD	8 mm 0.32 in
8×60 cm ROD	3.15"×24" ROD	8 mm 0.32 in

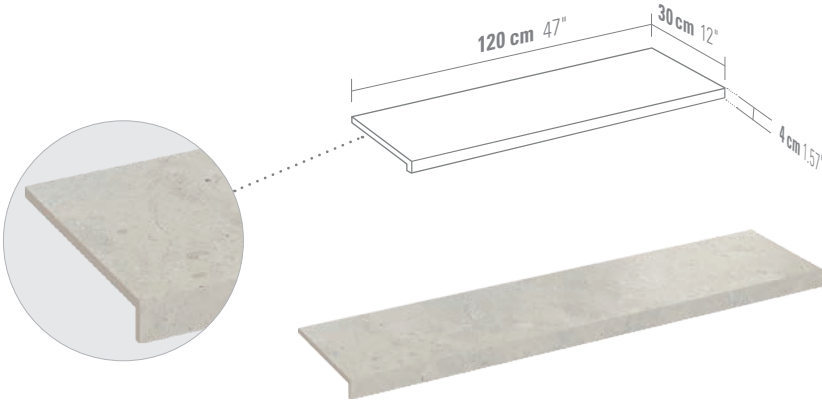
PEÇA DEGRAU LINEAR  
STEP TREAD

30 × 120cm RTF PDL	12"×47" RTF PDL	9 mm 0.35 in
30 × 120cm RTF PDL AD	12"×47" RTF PDL AD	9 mm 0.35 in
30×60cm RTF PDL	12"×24" RTF PDL	8 mm 0.32 in
30×60cm RTF PDL AD	12"×24" RTF PDL AD	8 mm 0.32 in
30×60 cm PDL	12"×24" PDL	8 mm 0.32 in
30×60cm PDL AD	12"×24" PDL AD	8 mm 0.32 in

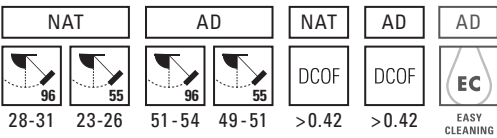
RTF = Retificado  
RTF = Rectified

AD = Antiderrapante  
AD = Slip-Resistant

PDL = Peça Degrau Linear  
PDL = Step Tread



KINGSTONE



BRANCO  
WHITE 9430



CINZA CLARO  
LIGHT GREY 9432




AREIA  
SAND 9431



NOZ  
NUT 9433

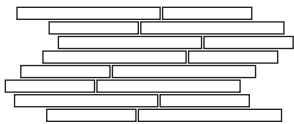
MOSAICO 36  
MOSAIC 36



33×33 cm 13"×13"  
8 mm 0.32 in

\*\*\*\*/640


MOSAICO MURETO 16  
MOSAIC MURETO 16



24×49 cm 9"×19"  
8 mm 0.32 in

\*\*\*\*/016

MOSAICO HEX REGULAR  
MOSAIC HEX REGULAR



33×30 cm 13"×12"  
8 mm 0.32 in

\*\*\*\*/720

EMBALAGENS E PESOS \ PACKING AND WEIGHTS									
EMB001 Rev 91/1122									
	Formato Size	Caixa Box			Paleta Pallet				
		Pcs. Stk.	m² / m	kg	Caixa / Paleta Box / Pallet	m²	Net. kg	Brut. kg	cm
Mosaico 36 Mosaic 36	60×120×0,9 cm RTF 598×1198 mm	2	1,4400 m²	27,67	33	47,5200	913	938	120×80×75
	60×60×0,8 cm RTF 598×598 mm	4	1,4400 m²	25,92	32	46,0800	829	854	120×80×74
	30×60×0,8 cm RTF 298×598 mm	7	1,2600 m²	22,30	40	50,4000	892	917	120×80×75
	60×60×0,8 cm	4	1,4400 m²	24,94	32	46,0800	798	823	120×80×74
	30×60×0,8 cm	7	1,2600 m²	21,79	40	50,4000	872	897	120×80×75
Mosaico Mureto 16 Mosaic Mureto 16	33×33×0,8cm	9	0,9801 m²	16,60					
	24×49×0,8cm	7	0,8232 m²	13,90					
	33×30×0,8cm	9	0,814 m²	12,50					
	30×120×0,9 cm RTF PDL	2	0,8160 m²	13,45					
Peça Degrau Linear Step Tread	30×60×0,8 cm RTF PDL	2	0,4080 m²	7,10					
	30×60×0,8 cm PDL	2	0,4080 m²	7,10					
	8×120×0,9 cm RTF ROD	10	12,0000 m	18,02					
Rodapé Bullnose	8×60×0,8cm RTF ROD	22	13,2000 m	19,61					
	8×60×0,8 cm ROD	22	13,2000 m	19,265					





# MERCURY

**5** CORES  
COLOURS

**4** FORMATOS PAVIMENTO  
FLOOR TILES SIZES

**2** MOSAICOS  
MOSAICS

**Uma nova abordagem apelativa  
da rocha metamórfica  
com xistosidade!**

An appealing new take  
on the metamorphic shale rock!

IMAGINE SOUL | CAFÉ COFFEE | 16x99 cm RTF 6'x39" RTF | 9103  
MERCURY | BRANCO WHITE | 24,5x99 cm RTF · 16x99 cm RTF 10'x39" RTF · 6'x39" RTF | 9143  
MERCURY | ANTRACITE ANTHRACITE | 49x99 cm RTF 19'x39" RTF | 9146






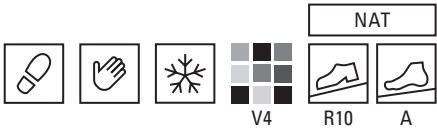
MERCURY | INDIAN INDIAN | 49x99cm RTF 19" x 39" RTF | 9147



MERCURY | INDIAN INDIAN | Mosaico Mosaic · Mureto 16 | 24x49cm 9"x19" | 9147/016  
MERCURY | INDIAN INDIAN | 49x99cm RTF · 49x49cm RTF 19"x39" RTF · 19"x19" RTF | 9147



STONE  
EFFECT




49×99 cm RTF 19"×39" RTF  
9 mm 0.35 in



24,5×99 cm RTF 10"×39" RTF  
9 mm 0.35 in




16×99 cm RTF 6"×39" RTF  
9 mm 0.35 in



49×49 cm RTF 19"×19" RTF  
9 mm 0.35 in

BRANCO WHITE	9143	9143	9143	9143
CINZA GREY	9144	9144	9144	9144
TORTORA TORTORA	9145	9145	9145	9145
ANTRACITE ANTHRACITE	9146	9146	9146	9146
INDIAN INDIAN	9147	9147	9147	9147
VARIAÇÕES GRÁFICAS: GRAPHIC VARIATIONS:	ATÉ 10 UP TO 10	ATÉ 20 UP TO 20	ATÉ 30 UP TO 30	ATÉ 20 UP TO 20

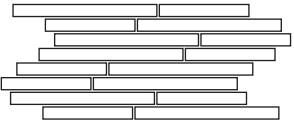
MOSAICO 36  
MOSAIC 36



33×33 cm 13"×13"  
9 mm 0.35 in

\*\*\*\*/640

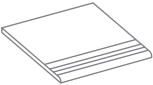
MOSAICO MURETO 16  
MOSAIC MURETO 16



24×49 cm 9"×19"  
9 mm 0.35 in

\*\*\*\*/016

ESCADA  
STEP TREAD



33×49 cm RTF ESC 13"×19" RTF ESC  
9 mm 0.35 in

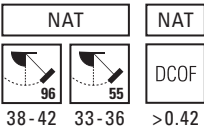
RODAPÉ  
BULLNOSE



8×99 cm RTF ROD 3.15"×39" RTF ROD  
8×49 cm RTF ROD 3.15"×19" RTF ROD  
9 mm 0.35 in

RTF = Retificado  
RTF = Rectified

MERCURY



EMBALAGENS E PESOS \ PACKING AND WEIGHTS EMB001 Rev 91/1122

Formato Size	Caixa Box			Paleta Pallet				
	Pcs. Stk.	m² / m	kg	Caixa / Paleta Box / Pallet	m²	Net. kg	Brut. kg	cm
49×99×0,9 cm RTF 493×987 mm	3	1,4553 m²	27,04	32	46,5696	865	890	120×100×64
24,5×99×0,9 cm RTF 246×987 mm	5	1,2128 m²	22,50	42	50,9376	945	970	120×100×62
16×99×0,9 cm RTF 160×987 mm	7	1,1088 m²	20,48	48	53,2224	983	1.008	120×100×63
49×49×0,9 cm RTF 493×493 mm	5	1,2005 m²	22,51	40	48,0200	900	925	120×100×64
Mosaico 36 Mosaic 36	33×33×0,9 cm	9	0,9801 m²	18,54				
Mosaico Mureto 16 Mosaic Mureto 16	24×49×0,9 cm	7	0,8232 m²	16,23				
Escada Step Tread	33×49×0,9 cm RTF ESC	6	2,9400 m	20,41				
Rodapé Bullnose	8×99×0,9 cm RTF ROD	14	13,8600 m	21,48				
	8×49×0,9 cm RTF ROD	26	12,7400 m	19,90				





# INDUSTRIAL STONE

**4** CORES  
COLOURS

**2** FORMATOS PAVIMENTO  
FLOOR TILES SIZES

**2** ACABAMENTOS  
FINISHES

**3** MOSAICOS  
MOSAICS

**Um estilo minimal de envolvente  
contemporânea para espaços  
acolhedores e evocativos!**

A minimal style with a contemporary  
allure, for welcoming and evocative  
living spaces!





INDUSTRIAL STONE | CINZA GREY | 30x60 cm 12"x24" | 9242





# INDUSTRIAL STONE



INDUSTRIAL STONE | CINZA GREY | 60x60 AD · 30x60 AD cm 24"x24" AD · 12"x24" AD | 9242  
INDUSTRIAL STONE | CINZA GREY | Mosaico Bloco Mosaic Block · 12 | 27x30 cm 11"x12" | 9242/412



STONE  
EFFECT



V3

NAT


AD

NAT


AD

NAT


AD




R9




R10




A




28-31



23-26



38-42




33-36

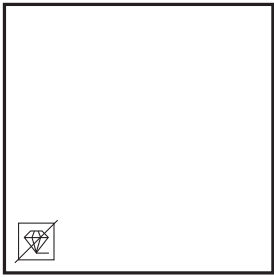
DCOF

>0.42


DCOF

>0.42






**60×60 cm** 24"×24"  
± 8 mm 0.32 in **B3**



**30×60 cm** 12"×24"  
± 8 mm 0.32 in

		60×60	60×60 AD	30×60	30×60 AD
BRANCO WHITE	5	9240	9240	9240	9240
GRÈGE GRÈGE	5	9241	9241	9241	9241
CINZA GREY	5	9242	9242	9242	9242
ANTRACITE ANTHRACITE	4	9243	9243	9243	9243
VARIAÇÕES GRÁFICAS: GRAPHIC VARIATIONS:		ATÉ 12 UP TO 12		ATÉ 48 UP TO 48	

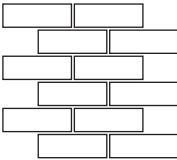
**MOSAICO 36**  
MOSAIC 36



**33×33 cm** 13"×13"  
± 8 mm 0.32 in

\*\*\*\*/640

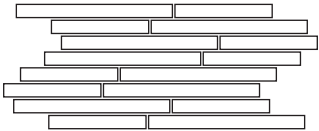
**MOSAICO BLOCO 12**  
MOSAIC BLOCK 12



**27×30 cm** 11"×12"  
± 8 mm 0.32 in

\*\*\*\*/412


**MOSAICO MURETO 16**  
MOSAIC MURETO 16



**24×49 cm** 9"×19"  
± 8 mm 0.32 in

\*\*\*\*/016

**RODAPÉ**  
BULLNOSE



**8×60 cm ROD** 3.15"×24" ROD  
**8×30 cm ROD** 3.15"×12" ROD  
± 8 mm 0.32 in



**BRANCO**  
WHITE 9240



**GRÈGE**  
GRÈGE 9241



**CINZA**  
GREY 9242






**ANTRACITE**  
ANTHRACITE 9243

AD = Antiderrapante  
AD = Slip-Resistant

# INDUSTRIAL STONE

INDUSTRIAL STONE | ANTRACITE ANTHRACITE | 60×60 cm 24"×24" | 9243

EMBALAGENS E PESOS \ PACKING AND WEIGHTS					EMB001 Rev 91/1122				
Formato Size	Caixa Box 			Paleta Pallet 					
	Pcs. Stk.	m² / m	kg	Caixa / Paleta Box / Pallet	m²	Net. kg	Brut. kg	 cm	
	60×60×0,8 cm	4	1,4400 m²	24,94	32	46,0800	798	823	120×80×74
	30×60×0,8 cm	7	1,2600 m²	21,79	40	50,4000	872	897	120×80×75
Mosaico 36 Mosaic 36	33×33×0,8 cm	9	0,9801m²	16,60					
Mosaico Bloco 12 Mosaic Block 12	27×30×0,8 cm	9	0,729 m²	11,20					
Mosaico Mureto 16 Mosaic Mureto 16	24×49×0,8 cm	7	0,8232 m²	16,36					
Rodapé Bullnose	8×60×0,8 cm ROD	22	13,20 m	19,265					
	8×30×0,8 cm ROD	36	10,80 m	16,20					





# SALT

**4** CORES  
COLOURS

**3** FORMATOS REVESTIMENTO  
FLOOR TILES SIZES

**2** ESTRUTURAS  
STRUCTURES

**2** FORMATOS PAVIMENTO  
FLOOR TILES SIZES

**4** MOSAICOS  
MOSAICS

**Um gracioso fundo claro  
levemente recortado por finos veios  
e largas lascas brancas.**

A soft background light,  
cut out by delicate veins  
and large white fragments.

SALT | CINZA GREY | M25x75cm 10"x30" | 6202  
SALT | CINZA GREY | 30x60cm 12"x24" | 8902





SALT





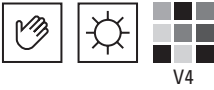
SALT | OSSO BONE | Mosaico Mosaic Peacock | 27x29cm 11"x12" | 8901/604



SALT | OSSO BONE | M25x55cm 10"x22" | 6201  
SALT | OSSO BONE | Mosaico Mosaic Peacock | 27x29cm 11"x12" | 8901/604  
TIMBER | MEL HONEY | 20x120cm 8"x47" | 9413



STONE  
EFFECT



M25 × 75 cm 10"×30"  
9 mm 0.35 in



M25 × 55 cm 10"×22"  
8 mm 0.32 in



M10 × 30 cm 4"×12"  
8 mm 0.32 in

BRANCO WHITE	6200	6200	6200
OSSO BONE	6201	6201	6201
CINZA GREY	6202	6202	6202
AZUL BLUE	6204	6204	6204
12 VARIAÇÕES GRÁFICAS 12 GRAPHIC VARIATIONS		12 VARIAÇÕES GRÁFICAS 12 GRAPHIC VARIATIONS	

RAZOR

M25×75 cm 10"×30"



\*\*\*\*/300

ONDA

M25×55 cm 10"×22"





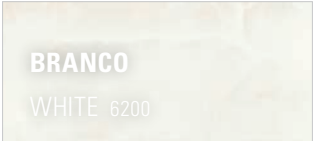
\*\*\*\*/500




RODAPÉ  
BULLNOSE



7,5×25 cm 3"×10"  
8 mm 0.32 in

\*\*\*\*/050



EMBALAGENS E PESOS PACKING AND WEIGHTS					EMB001 Rev 91/1122				
Formato Size	Caixa Box 			Paleta Pallet 					
	Pcs. Stk.	m² / m	kg	Caixa / Paleta Box / Pallet	m²	Net. kg	Brut. kg	 cm	
REVESTIMENTO WALL TILES									
<div>Razor</div> <div>Onda</div> <div>Rodapé Bullnose</div>	M 25×75×0,9 cm	7	1,3125 m <sup>2</sup>	21,00	42	55,125	882	907	120×80×90
	M25×55×0,8 cm	10	1,3750 m <sup>2</sup>	18,29	48	66,0000	878	903	120×80×90
	M 10×30×0,8 cm	30	0,9000 m <sup>2</sup>	11,52	88	79,2000	1.014	1.039	120×80×93
	M 25×75×0,9 cm	7	1,3125 m <sup>2</sup>	21,00					
	M 25×55×0,8 cm	10	1,3750 m <sup>2</sup>	18,90					

SALT



STONE  
EFFECT



30×60 cm RTF 12"×24" RTF  
8 mm 0.32 in



30×60 cm 12"×24"  
8 mm 0.32 in


BRANCO WHITE	8900	8900
OSSO BONE	8901	8901
CINZA GREY	8902	8902
AZUL BLUE	8903	8903
ATÉ 24 VARIAÇÕES GRÁFICAS UP TO 24 GRAPHIC VARIATIONS		ATÉ 24 VARIAÇÕES GRÁFICAS UP TO 24 GRAPHIC VARIATIONS

MOSAICO 36 MOSAIC 36	MOSAICO HEX REGULAR MOSAIC HEX REGULAR	MOSAICO PEACOCK MOSAIC PEACOCK	MOSAICO METRICS MOSAIC METRICS
33×33 cm 13"×13" 8 mm 0.32 in	33×30 cm 13"×12" 8 mm 0.32 in	27×29 cm 11"×12" 8 mm 0.32 in	29×29 cm 12"×12" 8 mm 0.32 in
****/640	****/720	****/604	****/624

RODAPÉ  
BULLNOSE





8×60cm RTF ROD 3.15"×24" RTF ROD  
8×60cm ROD 3.15"×24" ROD  
8 mm 0.32 in



RTF = Retificado  
RTF = Rectified

SALT

SALT | CINZA GREY | 30×60 cm 12"×24" | 8902

EMBALAGENS E PESOS \ PACKING AND WEIGHTS					EMB001 Rev 92/1122				
Formato Size	Caixa Box 			Paleta Pallet 					
	Pcs. Stk.	m² / m	kg	Caixa / Paleta Box / Pallet	m²	Net. kg	Brut. kg	 cm	
30×60×0,8 cm RTF 298×598 mm	7	1,2600 m²	22,30	40	50,4000	892	917	120×80×75	
30×60×0,8 cm	7	1,2600 m²	21,79	40	50,4000	872	897	120×80×75	
Mosaico 36 Mosaic 36	33×33×0,8 cm	9	0,9801 m²	16,60					
Mosaico HEX Regular Mosaic HEX Regular	33×30×0,8 cm	9	0,8140 m²	12,50					
Mosaico Peacock Mosaic Peacock	27×29×0,8 cm	11	0,4642 m²	7,90					
Mosaico Metrics Mosaic Metrics	29×29×0,8 cm	9	0,7668 m²	12,13					
	8×60×0,8 cm RTF ROD	22	13,2000 m	19,61					
Rodapé Bullnose	8×60×0,8 cm ROD	22	13,2000 m	19,265					





# SPLASH SLATE

**5** CORES  
COLOURS

**2** FORMATOS PAVIMENTO  
FLOOR TILES SIZES

**Design elegante, forte e original,  
com um apelo intemporal.**

An elegant but strong,  
original design with timeless appeal.

SPLASH | SLATE | INDIAN INDIAN | 15x15 cm 6"x6" | 9443  
SPLASH | SLATE | INDIAN INDIAN | 30x60 cm 12"x24" | 9443  
TIMBER DECK | PIMENTA PRETA BLACK PEPPER | 20x120 cm AD 8"x47" AD | 9437





SPLASH - SLATE



STONE  
EFFECT

MIX & MATCH

NAT

R9

AD

R10

B

NAT

28-31

NAT

23-26

AD

38-42

AD

33-36

NAT

>0.42

AD

>0.42

AD

EASY  
CLEANING

**30×60 cm** 12"×24"  
 8 mm 0.32 in

**15×15 cm** 6"×6"  
 7 mm 0.28 in

BRANCO  
WHITE 9440

GRÈGE  
GRÈGE 9441

INDIAN  
INDIAN 9443

AZUL  
BLUE 9444

MIX  
MIX 9445

6% BRANCO WHITE | 26% GRÈGE GRÈGE  
34% INDIAN INDIAN | 34% AZUL BLUE

EMBALAGENS E PESOS \ PACKING AND WEIGHTS				EMB001 Rev 91/1122				
Formato Size	Caixa Box			Paleta Pallet				
	Pcs. Stk.	m² / m	kg	Caixa / Paleta Box / Pallet	m²	Net. kg	Brut. kg	cm
30×60×0,8 cm	7	1,2600 m²	21,79	40	50,4000	872	897	120×80×75
15×15×0,7 cm	36	0,8100 m²	11,95	80	64,8000	956	981	120×80×75

AD = Antiderrapante  
AD = Slip-Resistant



SPLASH | SLATE | MIX MIX | 15×15 cm 6"×6" | 9445  
TIMBER DECK | MEL HONEY | 20×120 cm AD 8"×47" AD | 9435  
TIMBER DECK | MEL HONEY | Peça Degrau Linear Step Tread | 20×120 cm PDL AD 8"×47" PDL AD | 9435



# ASSOUAN STONE

3

CORES  
COLOURS

1

FORMATO PAVIMENTO  
FLOOR TILE SIZES

2

ACABAMENTOS  
FINISHES

A beleza e riqueza  
da verdadeira pedra natural.

The beauty and richness  
of the true natural stone.

STONE  
EFFECT

ASSOUAN STONE

AD

NAT

AD

NAT

AD

R11

C

26-29


19-21

57-63

52-57

>0.42

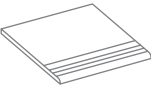
>0.42



M 50×50 cm 20"×20"  
8 mm 0.32 in

		M 50×50	M 50×50 AD
AREIA SAND	5	8602	8605
BEGE BEIGE	5	8603	8606
CINZA GREY	5	8604	8607
VARIAÇÕES GRÁFICAS: GRAPHIC VARIATIONS:		ATÉ 10 UP TO	

ESCADA  
STEP TREAD



50×50 ESC cm 20"×20" ESC  
8 mm 0.32 in

50×50 ESC
8605
8606
8607



AREIA SAND



BEGE BEIGE



CINZA GREY

EMBALAGENS E PESOS \ PACKING AND WEIGHTS								EMB001 Rev 91/1122	
Formato Size	Caixa Box			Paleta Pallet					
	Pcs. Stk.	m² / m	kg	Caixa / Paleta Box / Pallet	m²	Net. kg	Brut. kg	cm	
M50×50×0,8 cm	5	1,2500 m²	21,65	44	55,0000	953	978	120×100×65	
Escada Step Tread	4	2,0000 m	17,32						

AD = Antiderrapante  
AD = Slip-Resistant









# HIGHLANDER

- 2 CORES  
COLOURS
- 1 FORMATO PAVIMENTO  
FLOOR TILES SIZE

Uma fusão de funcionalidade e simplicidade.



A fusion of functionality and simplicity.

STONE  
EFFECT





V2

NAT




R10A

NAT




38-4233-36

NAT



DCOF

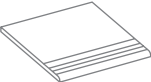
>0.42



M 50×50 cm 20"×20"  
8 mm 0.32 in

BEGE BEIGE	5	8610
ANTRACITE ANTHRACITE	5	8612

ESCADA  
STEP TREAD



50×50 cm ESC 20"×20" ESC  
8 mm 0.32 in

8610
8612



BEGE BEIGE 8610



ANTRACITE ANTHRACITE 8612

EMBALAGENS E PESOS \ PACKING AND WEIGHTS					EMB001 Rev 92/1122				
Formato Size	Caixa Box			Paleta Pallet					
	Pcs. Stk.	m <sup>2</sup> / m	kg		Caixa / Paleta Box / Pallet	m <sup>2</sup>	Net. kg	Brut. kg	
M50×50×0,8 cm	5	1,2500 m <sup>2</sup>	21,65		44	55,0000	953	978	120×100×65
Escada Step Tread	4	2,0000 m	17,32						



**P.V.** **PORCELANATO VIDRADO** **GRÈS CÉRAME ÉMAILLÉ**  
GLAZED PORCELAIN STONEWARE **FEINSTEINZEUG GLASIERT**

Espressura Thickness		10 mm 0.39 in	9 mm 0.35 in	8 mm 0.32 in	8 mm 0.32 in
CALACATTA ORO	P. 124	A.Z.	A.Z.	A.Z.	A.Z.
CALACATTA WHITE	P. 132			A.Z.	A.Z.
CALACATTA OCEANIC	P. 136	A.Z.		A.Z.	A.Z.
COVELANO	P. 142			A.Z.	A.Z.
STATUARIO SELECT	P. 148	A.Z.	A.Z.	A.Z.	A.Z.
STATUARIO VENATO	P. 156			A.Z.	A.Z.
TRAVERTINO ITALIANO	P.160				
TRAVERTINO CROSS CUT	P. 170			A.Z.	
ETERNAL BEAUTY	P. 176	A.Z.		A.Z.	A.Z.
PALISSANDRO	P. 182		A.Z.	A.Z.	A.Z.
AGATA	P. 190	A.Z.		A.Z.	A.Z.
DOLOMITE BIANCO	P. 196	A.Z.	A.Z.	A.Z.	A.Z.
MARFIL	P. 202	A.Z.	A.Z.	A.Z.	A.Z.
ONYX WHITE CLOUD	P. 208	A.Z.		A.Z.	A.Z.
ONYX ONICE BIANCO	P. 212	A.Z.	A.Z.	A.Z.	A.Z.
ONYX ÓNIX BRANCO	P. 216	A.Z.		A.Z.	A.Z.
AMANI	P. 220			A.Z.	
AMANI GREY	P. 226		A.Z.	A.Z.	
CARRARA BIANCO	P. 228			A.Z.	A.Z.
SILK GEORGETTE	P. 232			A.Z.	

SÉRIE COLLECTION	NOME de sistema System NAME	NOME MÁRMORE MARBLE NAME	
MARBELLOUS	MARFIL	MARFIL	P. 202
MARBELLOUS	ONICE BIANCO	ONYX ÓNICE BIANCO	P. 212
MARBELLOUS	STATUARIO	STATUARIO SELECT	P. 148
MARBLE X	CALACATTA ORO	CALACATTA ORO	P. 124
MARBLE X	WHITE BEAUTY	ETERNAL BEAUTY	P. 176
MARBLE X	OCEANIC	CALACATTA OCEANIC	P. 136
MARBLE X	STATUARIO	STATUARIO SELECT	P. 148
MARBLE X	COVELANO	COVELANO	P. 142

SÉRIE COLLECTION	NOME do sistema System NAME	NOME MÁRMORE MARBLE NAME	
PORTO	(todas as cores all collours)	AMANI	P. 220
PURE	AGATA (all collours)	AGATA	P. 190
PURE	ÔNIX BRANCO	ONYX ÔNIX BRANCO	P. 126
SILK	(all collours)	SILK GEORGETTE	P. 232
SPLENDOR	WHITE BEAUTY	ETERNAL BEAUTY	P. 176
SPLENDOR	OCEANIC	CALACATTA OCEANIC	P. 136
SPLENDOR	WHITE CLOUD	ONYX WHITE CLOUD	P. 178
TIBUR	(todas as cores all collours)	TRAVERTINO CROSS CUT	P. 200
TIVOLI	(todas as cores all collours)	TRAVERTINO ITALIANO	P. 160

# MARBLE EFFECT

The diagram illustrates the layout of the exhibition stand, showing the arrangement of components and their dimensions. The components are represented by icons: a lightbulb for the main stand, a hand for the side stand, and a diamond for the top stand. The dimensions are given in both inches and centimeters.

Component	Dimensions (inches)	Dimensions (centimeters)
Main Stand	60x120 RTF	24x47 RTF
Side Stand	58x118 RTF P	23x46 RTF P
Top Stand	20x120 RTF	8x47 RTF
Back Stand	60x60 RTF	24x24 RTF
Front Stand	30x60 RTF	12x24 RTF
Right Stand	60x60	24x24
Left Stand	30x60	12x24
Small Stand	M 30x30	12x12
Small Stand	M 10x30	4x12

[illegible]

## ACABAMENTO DA SUPERFÍCIE SURFACE FINISHING





# CALACATTA ORO

**4** FORMATOS REVESTIMENTO  
WALL TILES SIZES

**5** ESTRUTURAS  
STRUCTURES

**7** FORMATOS PAVIMENTO  
FLOOR TILES SIZES

**3** ACABAMENTOS  
FINISHINGS

**4** MOSAICOS  
MOSAICS

**Inspiração e luxo intemporal!**

Timeless inspiration and luxury!



MARBLE  
EFFECT

COLEÇÕES COLLECTIONS  
LUXURY · MARBELLOUS



30×90 cm RTF 12"×35" RTF

10 mm 0.39 in

16052 MARBELLOUS

23 VARIAÇÕES GRÁFICAS  
23 GRAPHIC VARIATIONS



30×90 cm RTF 12"×35" RTF

10 mm 0.39 in

16052/450 MISTRAL MARBELLOUS



30×90 cm RTF 12"×35" RTF

10 mm 0.39 in

16052/550 WIND MARBELLOUS



30×90 cm RTF 12"×35" RTF

10 mm 0.39 in

16052/650 LEAF MARBELLOUS



M25×75 cm 10"×30"

9 mm 0.35 in

6091 LUXURY


21 VARIAÇÕES GRÁFICAS  
21 GRAPHIC VARIATIONS



M25×75 cm 10"×30"

9 mm 0.35 in


6091/300 RAZOR LUXURY



M25×75 cm 10"×30"

9 mm 0.35 in

6091/400 WAVE LUXURY




M25×55 cm 10"×22"

8 mm 0.32 in

6091 LUXURY

26 VARIAÇÕES GRÁFICAS  
26 GRAPHIC VARIATIONS



M25×55 cm 10"×22"

8 mm 0.32 in

6091/400 WAVE LUXURY



M10×30 cm 4"×12"

8 mm 0.32 in

16052 MARBELLOUS

ATÉ 40 VARIAÇÕES GRÁFICAS  
UP TO 40 GRAPHIC VARIATIONS



RODAPÉ  
BULLNOSE

7,5×25 cm 3"×10"

8 mm 0.32 in

6091/050 LUXURY

RTF = Retificado  
RTF = Rectified

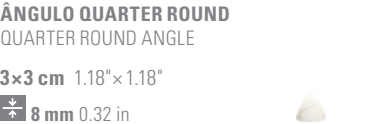


QUARTER ROUND  
QUARTER ROUND

3×25 cm 1.18"×10"

8 mm 0.32 in

6091/080 LUXURY



ÂNGULO QUARTER ROUND  
QUARTER ROUND ANGLE

3×3 cm 1.18"×1.18"

8 mm 0.32 in

6091/090 LUXURY

# CALACATTA ORO



CALACATTA ORO | M25×55 cm 10"×22" | 6091




MARBLE  
EFFECT

COLEÇÕES COLLECTIONS  
BERNINI · LUXURY · MARBELLOUS · MARBLE X




58×118 cm RTF P 23"×46" RTF P  
9 mm 0.35 in

8875 MARBLE X



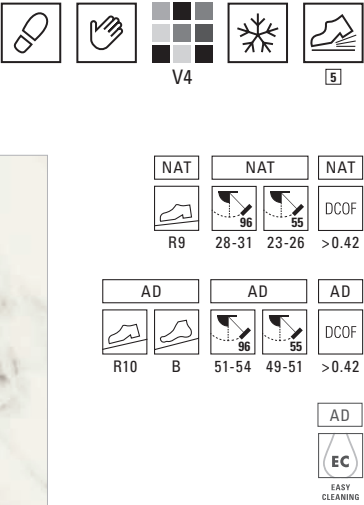
60×120 cm RTF 24"×47" RTF  
9 mm 0.35 in

8865 MARBLE X  
12 VARIAÇÕES GRÁFICAS  
12 GRAPHIC VARIATIONS



60×120 cm RTF AD 24"×47" RTF AD  
9 mm 0.35 in

8865 MARBLE X




MOSAICO 36  
MOSAIC 36



33×33 cm 13"×13"  
8 mm 0.32 in

LUXURY  
8880/640

MOSAICO HEX  
MOSAIC HEX



37×33 cm 15"×13"  
8 mm 0.32 in

BERNINI  
8880/820

MOSAICO HEX REGULAR  
MOSAIC HEX REGULAR



33×30 cm 13"×12"  
8 mm 0.32 in

MARBELLOUS  
8880/720

MOSAICO BLOCO 12  
MOSAIC BLOCK 12



27×30 cm 11"×12"  
8 mm 0.32 in

MARBELLOUS  
9262/412


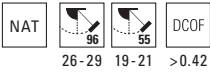
RTF = Retificado  
RTF = Rectified

AD = Antiderrapante  
AD = Slip-Resistant

P = Polido  
P = Polished

Nota: Podem existir diferenças de tonalidade entre o acabamento natural e o polido.  
Note: Shade variation may exist between natural and polished finish.

# CALACATTA ORO



60×60 cm RTF 24"×24" RTF  
8 mm 0.32 in

9262 MARBELLOUS  
15 VARIAÇÕES GRÁFICAS  
15 GRAPHIC VARIATIONS



60×60 cm 24"×24"  
8 mm 0.32 in

9262 MARBELLOUS



30×60 cm 12"×24"  
8 mm 0.32 in

8880 BERNINI  
22 VARIAÇÕES GRÁFICAS  
22 GRAPHIC VARIATIONS



M30×30 cm 12"×12"  
8 mm 0.32 in

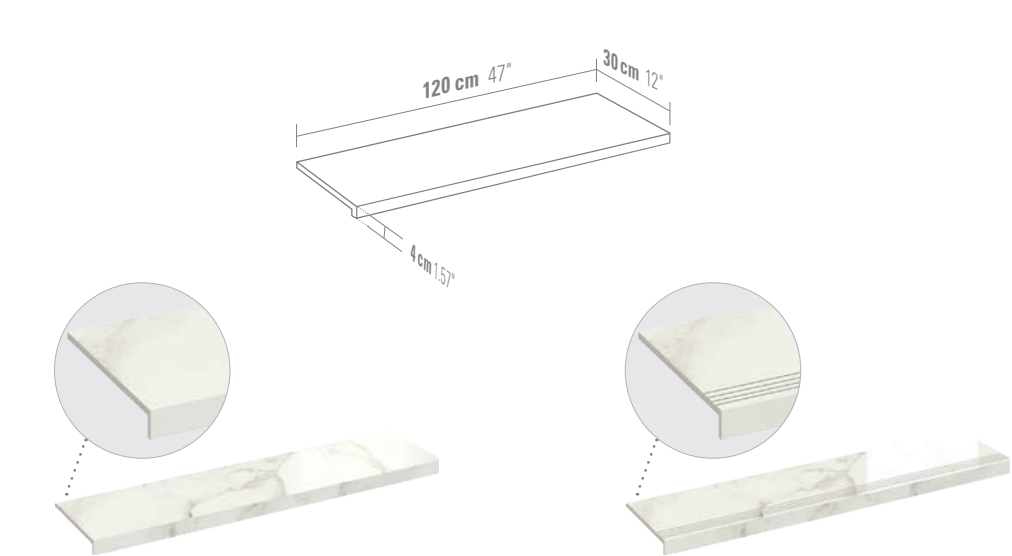
9262 MARBELLOUS  
33 VARIAÇÕES GRÁFICAS  
33 GRAPHIC VARIATIONS



M10×30 cm 4"×12"  
8 mm 0.32 in

8880 BERNINI  
35 VARIAÇÕES GRÁFICAS  
35 GRAPHIC VARIATIONS

PEÇA DEGRAU LINEAR  
STEP TREAD



30×120 cm RTF PDL  
12"×47" RTF PDL  
9 mm 0.35 in

MARBLE X  
8865

30×120 cm RTF PDL AD  
12"×47" RTF PDL AD  
9 mm 0.35 in

MARBLE X  
8865

30×118 cm RTF PDL P  
12"×46" RTF PDL P  
9 mm 0.35 in

MARBLE X  
8875

RODAPÉ  
BULLNOSE



8×120 cm RTF ROD  
3.15"×47" RTF ROD  
9 mm 0.35 in

MARBLE X  
8865

8×118 cm RTF ROD P  
3.15"×46" RTF ROD P  
9 mm 0.35 in

MARBLE X  
8875

8×60 cm ROD  
3.15"×24" ROD  
8 mm 0.32 in




MARBELLOUS  
9262



MARBLE  
EFFECT



CALACATTA ORO | M25×55cm 10"×22" | 6091  
CALACATTA ORO | Wave | M25×55cm 10"×22" | 6091

EMBALAGENS E PESOS   PACKING AND WEIGHTS					EMB001 Rev 91/1122				
Formato Size		Caixa Box 			Paleta Pallet 				
		Pcs. Stk.	m² / m	kg	Caixa / Paleta Box / Pallet	m²	Net. kg	Brut. kg	 cm
REVESTIMENTO WALL TILES									
	30×90×1 cm RTF 298×898 mm	4	1,0800 m²	19,25	48	51,8400	924	949	120×100×85
	M 25×75×0,9 cm	7	1,3125 m²	21,00	42	55,125	882	907	120×80×90
	M25×55×0,8 cm	10	1,3750 m²	18,29	48	66,0000	878	903	120×80×90
	M 10×30×0,8 cm	30	0,9000 m²	11,52	88	79,2000	1.014	1.039	120×80×93
Mistral · Wind · Leaf	30×90×1 cm RTF 298×898 mm	4	1,0800 m²	19,25					
Razor · Wave	M 25×75×0,9 cm	7	1,3125 m²	21,00					
Wave	M25×55×0,8 cm	10	1,3750 m²	18,90					
Rodapé Bullnose	7,5×25×0,8 cm	44	11,0000 m	11,04					
Quarter Round Quarter Round	3×25×0,8 cm	12	3,0000 m	1,23					
Ângulo Quarter Round Q. R. Angle	3×3×0,8 cm	4	-	0,07					
PAVIMENTO FLOOR TILES									
Natural Natural	60×120×0,9 cm RTF 598×1198 mm	2	1,4400 m²	27,67	33	47,5200	913	938	120×80×75
Polido Polished	58×118×0,9 cm RTF P 580×1180 mm	2	1,3688 m²	26,30	33	45,1704	868	893	120×80×73
	60×60×0,8 cm RTF 598×598 mm	4	1,4400 m²	25,92	32	46,0800	829	854	120×80×74
	60×60×0,8 cm	4	1,4400 m²	24,94	32	46,0800	798	823	120×80×74
	30×60×0,8 cm	7	1,2600 m²	21,79	40	50,4000	872	897	120×80×75
	M30×30×0,8 cm	14	1,2600 m²	22,80	46	57,96	1.049	1.074	120×80×73
	M 10×30×0,8 cm	42	1,2600 m²	20,93	48	60,4800	1.005	1.030	120×80×73
Mosaico 36 Mosaic 36	33×33×0,8 cm	9	0,9801 m²	16,60					
Mosaico HEX Mosaic HEX	37×33×0,8 cm	11	1,3870 m²	13,20					
Mosaico HEX Reg. Mosaic HEX Reg.	33×30×0,8 cm	9	0,8140 m²	12,50					
Mosaico Bloco 12 Mosaic Block 12	27×30×0,8 cm	9	0,7290 m²	11,20					
Peça Degrau Linear Step Tread	30×120×0,9 cm RTF PDL 298×1198 mm	2	0,8160 m²	13,45					
	30×118×0,9 cm RTF PDL P 298×1180 mm	2	0,8030 m²	13,24					
Rodapé Bullnose	8×120×0,9 cm RTF ROD 80×1198 mm	10	12,0000 m	18,02					
	8×118×0,9 cm RTF ROD P 298×1180 mm	10	11,8000 m	17,80					
		8×60×0,8 cm ROD	22	13,2000 m	19,61				

CALACATTA ORO



CALACATTA ORO | 30×60cm 12"×24" | 8880





# CALACATTA WHITE

**2** FORMATOS REVESTIMENTO  
WALL TILES SIZES

**2** ESTRUTURAS  
STRUCTURES

**3** FORMATOS PAVIMENTO  
FLOOR TILES SIZES

**3** MOSAICOS  
MOSAICS

Um mármore repleto de riqueza gráfica,  
detalhes e belos tons dourados.

A marble full of graphic richness,  
details and appealing golden tones.

CALACATTA WHITE | M25x55cm 10"x22" | 6147  
CALACATTA WHITE | Mosaico Hex Regular Mosaic Hex Regular | 33x30cm 13"x12" | 9171/720  
CALACATTA WHITE | M30x30cm 12"x12" | 9171



MARBLE  
EFFECT

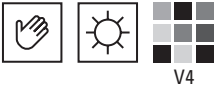
COLEÇÕES COLLECTIONS  
CAVA OURO GOLD

M 25×55 cm 10"×22"  
8 mm 0.32 in  
6147  
32 VARIAÇÕES GRÁFICAS  
32 GRAPHIC VARIATIONS

M 25×55 cm 10"×22"  
8 mm 0.32 in  
6147/500  
ONDA  
CAVA

M 25×55 cm 10"×22"  
8 mm 0.32 in  
6147/400  
WAVE  
CAVA

RODAPÉ  
BULLNOSE  
7,5×25 cm 3"×10"  
8 mm 0.32 in  
6147/050  
CAVA



M 10×30 cm 4"×12"  
8 mm 0.32 in  
6147  
105 VARIAÇÕES GRÁFICAS  
105 GRAPHIC VARIATIONS



CALACATTA WHITE | M 10×30 cm 4"×12" | 6147

# CALACATTA WHITE



30×60 cm 12"×24"  
8 mm 0.32 in  
9171  
22 VARIAÇÕES GRÁFICAS  
22 GRAPHIC VARIATIONS

M 30×30 cm 12"×12"  
8 mm 0.32 in  
9171  
41 VARIAÇÕES GRÁFICAS  
41 GRAPHIC VARIATIONS




M 10×30 cm 4"×12"  
8 mm 0.32 in  
9171  
105 VARIAÇÕES GRÁFICAS  
105 GRAPHIC VARIATIONS

MOSAICO 36  
MOSAIC 36  
33×33 cm 13"×13"  
8 mm 0.32 in  
9171/640

MOSAICO HEX REGULAR  
MOSAIC HEX REGULAR  
33×30 cm 13"×12"  
8 mm 0.32 in  
9171/720

MOSAICO IRREGULAR  
MOSAIC IRREGULAR  
30×30 cm 12"×12"  
8 mm 0.32 in  
9171/920

RODAPÉ  
BULLNOSE  
M 10×30 cm 4"×12"  
8 mm 0.32 in  
9171/050  
CAVA

EMBALAGENS E PESOS \ PACKING AND WEIGHTS					EMB001 Rev 91/1122				
Formato Size		Caixa Box 			Paleta Pallet 				
		Pcs. Stk.	m² / m	kg	Caixa / Paleta Box / Pallet	m²	Net. kg	Brut. kg	 cm
REVESTIMENTO WALL TILES									
Onda - Wave	M25×55×0,8 cm	10	1,3750 m²	18,29	48	66,0000	878	903	120×80×90
	M10×30×0,8 cm	30	0,9000 m²	11,52	88	79,2000	1.014	1.039	120×80×93
	M25×55×0,8 cm	10	1,3750 m²	18,90					
Rodapé Bullnose	7,5×25×0,8 cm	44	11,0000 m	11,04					
PAVIMENTO FLOOR TILES									
Natural Natural	30×60×0,8 cm	7	1,2600 m²	21,79	40	50,4000	872	897	120×80×75
	M30×30×0,8 cm	14	1,2600 m²	22,80	46	57,96	1.049	1.074	120×80×73
	M10×30×0,8 cm	42	1,2600 m²	20,93	48	60,4800	1.005	1.030	120×80×73
Mosaico 36 Mosaic 36	33×33×0,8 cm	9	0,9801m²	16,60					
Mosaico HEX Reg. Mosaic HEX Reg.	33×30×0,8 cm	9	0,8140 m²	12,50					
Mosaico Irregular Mosaic Irregular	30×30×0,8 cm	10	0,9000 m²	16,00					
Rodapé Bullnose	M10×30×0,8 cm	42	12,6000 m	23,00					





# CALACATTA OCEANIC

**3** FORMATOS REVESTIMENTO  
WALL TILES SIZES

**3** ESTRUTURAS  
STRUCTURES

**6** FORMATOS PAVIMENTO  
FLOOR TILES SIZES

**3** ACABAMENTOS  
FINISHINGS

**2** MOSAICOS  
MOSAICS

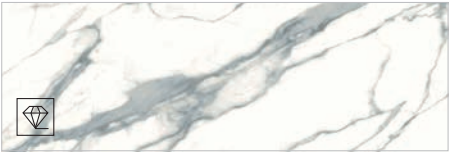
**Um exótico mármore  
intensamente sulcado  
por esplêndidos veios azulados.**

An exotic marble  
intensely furrowed by splendid blue veins.



MARBLE  
EFFECT

COLEÇÕES COLLECTIONS  
SPLENDOR OCEANIC




30×90 cm RTF 12"×35" RTF

10 mm 0.39 in

16082 SPLENDOR


20 VARIAÇÕES GRÁFICAS  
20 GRAPHIC VARIATIONS



30×90 cm RTF 12"×35" RTF

10 mm 0.39 in

16082/450 SPLENDOR



30×90 cm RTF 12"×35" RTF

10 mm 0.39 in

16082/650 SPLENDOR




M 25×55 cm 10"×22"

8 mm 0.32 in

16082 SPLENDOR

20 VARIAÇÕES GRÁFICAS  
20 GRAPHIC VARIATIONS



M 25×55 cm 10"×22"

8 mm 0.32 in

16082/500 SPLENDOR



M 10×30 cm 4"×12"

8 mm 0.32 in

16082 SPLENDOR

60 VARIAÇÕES GRÁFICAS  
60 GRAPHIC VARIATIONS




RODAPÉ  
BULLNOSE



7,5×25 cm 3"×10"

8 mm 0.32 in

16082/050 SPLENDOR

EMBALAGENS E PESOS PACKING AND WEIGHTS					EMB001 Rev 91/1122				
Formato Size	Caixa Box 			Paleta Pallet 					
	Pcs. Stk.	m² / m	kg	Caixa / Paleta Box / Pallet	m²	Net. kg	Brut. kg	 cm	
REVESTIMENTO WALL TILES									
	30×90×1 cm RTF 298×898 mm	4	1,0800 m²	19,25	48	51,8400	924	949	120×100×85
	M25×55×0,8 cm	10	1,3750 m²	18,29	48	66,0000	878	903	120×80×90
	M10×30×0,8 cm	30	0,9000 m²	11,52	88	79,2000	1.014	1.039	120×80×93
Mistral · Wind · Leaf	30×90×1 cm RTF 298×898 mm	4	1,0800 m²	19,25					
Onda	M25×55×0,8 cm	10	1,3750 m²	18,90					
Rodapé Bullnose	7,5×25×0,8 cm	44	11,0000 m	11,04					

RTF = Retificado  
RTF = Rectified



CALACATTA  
OCEANIC

CALACATTA OCEANIC | M 10×30 cm 4"×22" | 16082



MARBLE  
EFFECT

COLEÇÕES COLLECTIONS  
MARBLE X · SPLENDOR OCEANIC




58×118 cm RTF P 23"×46" RTF P  
9 mm 0.35 in

8876 MARBLE X



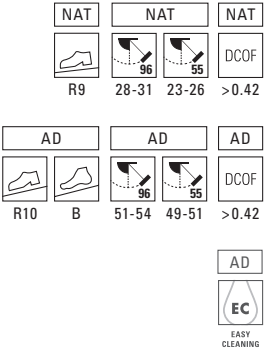
60×120 cm RTF 24"×47" RTF  
9 mm 0.35 in

8866 MARBLE X  
12 VARIAÇÕES GRÁFICAS  
12 GRAPHIC VARIATIONS

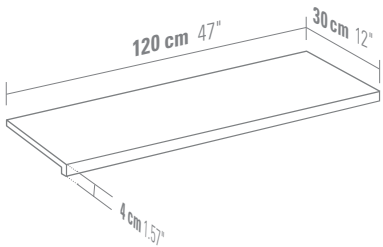


60×120 cm RTF AD 24"×47" RTF AD  
9 mm 0.35 in

8866 MARBLE X



PEÇA DEGRAU LINEAR  
STEP TREAD




30×120 cm RTF PDL 12"×47" RTF PDL  
9 mm 0.35 in

8866 MARBLE X

30×120 cm RTF PDL AD 12"×47" RTF PDL AD  
9 mm 0.35 in

8866 MARBLE X



30×118 cm RTF PDL P 12"×46" RTF PDL P  
9 mm 0.35 in

8876 MARBLE X

RODAPÉ  
BULLNOSE



8×120 cm RTF ROD 3.15"×47" RTF ROD  
9 mm 0.35 in

8866 MARBLE X

8×118 cm RTF ROD P 3.15"×46" RTF ROD P  
9 mm 0.35 in

8876 MARBLE X



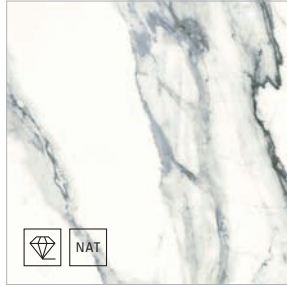
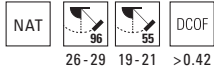
M 10×30 cm 4"×12"  
8 mm 0.32 in

9422/050 SPLENDOR

RTF = Retificado  
RTF = Rectified  
AD = Antiderrapante  
AD = Slip-Resistant  
P = Polido  
P = Polished


Nota: Podem existir diferenças de tonalidade entre o acabamento natural e o polido.  
Note: Shade variation may exist between natural and polished finish.

CALACATTA  
OCEANIC



60×60 cm RTF 24"×24" RTF  
8 mm 0.32 in

9422 SPLENDOR  
15 VARIAÇÕES GRÁFICAS  
15 GRAPHIC VARIATIONS



60×60 cm 24"×24"  
8 mm 0.32 in

9422 SPLENDOR  
15 VARIAÇÕES GRÁFICAS  
15 GRAPHIC VARIATIONS



30×60 cm 12"×24"  
8 mm 0.32 in


9422 SPLENDOR  
22 VARIAÇÕES GRÁFICAS  
22 GRAPHIC VARIATIONS



M 30×30 cm 12"×12"

9422 SPLENDOR  
50 VARIAÇÕES GRÁFICAS  
50 GRAPHIC VARIATIONS

MOSAICO 36  
MOSAIC 36



33×33 cm 13"×13"  
8 mm 0.32 in

9422/640 SPLENDOR

MOSAICO HEX REGULAR  
MOSAIC HEX REGULAR



33×30 cm 13"×12"  
8 mm 0.32 in

9422/720 SPLENDOR

EMBALAGENS E PESOS PACKING AND WEIGHTS									
EMB001 Rev 91/1122									
Formato Size	Caixa Box			Paleta Pallet					
	Pcs. Stk.	m² / m	kg	Caixa / Paleta Box / Pallet	m²	Net. kg	Brut. kg	cm	
PAVIMENTO FLOOR TILES									
Natural Natural	60×120×0,9 cm RTF 598×1198 mm	2	1,4400 m²	27,67	33	47,5200	913	938	120×80×75
Polido Polished	58×118×0,9 cm RTF P 580×1180 mm	2	1,3688 m²	26,30	33	45,1704	868	893	120×80×73
Natural Natural	60×60×0,8 cm RTF 598×598 mm	4	1,4400 m²	25,92	32	46,0800	829	854	120×80×74
	60×60×0,8 cm	4	1,4400 m²	24,94	32	46,0800	798	823	120×80×74
	30×60×0,8 cm	7	1,2600 m²	21,79	40	50,4000	872	897	120×80×75
	M 30×30×0,8 cm	14	1,2600 m²	22,80	46	57,96	1.049	1.074	120×80×73
Mosaico 36 Mosaic 36	33×33×0,8 cm	9	0,9801 m²	16,60					
Mosaico HEX Reg. Mosaic HEX Reg.	33×30×0,8 cm	9	0,8140 m²	12,50					
Peça Degrau Linear Step Tread	30×120×0,9 cm RTF PDL 298×1198mm	2	0,8160 m²	13,45					
	30×118×0,9 cm RTF PDL P 298×1180mm	2	0,8030 m²	13,24					
Rodapé Bullnose	8×120×0,9 cm RTF ROD 80×1198mm	10	12,0000 m	18,02					
	8×118×0,9 cm RTF ROD P 298×1180mm	10	11,8000 m	17,80					
	M 10×30×0,8 cm	42	12,6000 m	19,61					





COVELANO | 58x118cm RTFP 23"x46" RTFP | 8878  
 TIFFANY | PRETO BLACK | DIAMOND | M10x30cm 4"x22" | 2209/350

# COVELANO

**2** FORMATOS REVESTIMENTO  
 WALL TILES SIZES

**2** ESTRUTURAS  
 STRUCTURES

**5** FORMATOS PAVIMENTO  
 FLOOR TILES SIZES

**3** ACABAMENTOS  
 FINISHINGS

**3** MOSAICOS  
 MOSAICS

**A sofisticação do mármore  
 numa superfície cerâmica.**

Marble perfection  
 through the ceramic surface.



MARBLE  
EFFECT

COLEÇÕES COLLECTIONS  
CAVA




M 25×55 cm 10"×22"

 8 mm 0.32 in


CAVA

6140

35 VARIAÇÕES GRÁFICAS  
35 GRAPHIC VARIATIONS



M 25×55 cm 10"×22"

 8 mm 0.32 in


ONDA

6140/500

CAVA



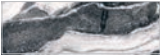
M 25×55 cm 10"×22"

 8 mm 0.32 in

WAVE

6140/400

CAVA






M 10×30 cm 4"×22"

 8 mm 0.32 in

CAVA

6140

162 VARIAÇÕES GRÁFICAS  
162 GRAPHIC VARIATIONS


EMBALAGENS E PESOS					PACKING AND WEIGHTS					EMB001 Rev 91/1122			
Formato Size		Caixa Box 			Paleta Pallet 								
		Pcs. Stk.	m² / m	kg	Caixa / Paleta Box / Pallet	m²	Net. kg	Brut. kg	 cm				
REVESTIMENTO WALL TILES													
	M25×55×0,8cm	10	1,3750 m <sup>2</sup>	18,29	48	66,0000	878	903	120×80×90				
	M10×30×0,8cm	30	0,9000 m <sup>2</sup>	11,52	88	79,2000	1.014	1.039	120×80×93				
Onda - Wave	M25×55×0,8cm	10	1,3750 m <sup>2</sup>	18,90									
Rodapé Bullnose	7,5×25×0,8cm	44	11,0000 m	11,04									

# COVELANO

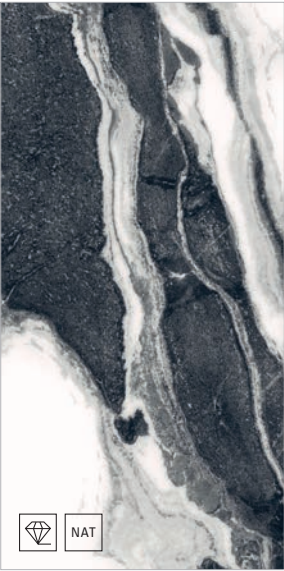


MARBLE  
EFFECT

COLEÇÕES COLLECTIONS  
CAVA · MARBLE X



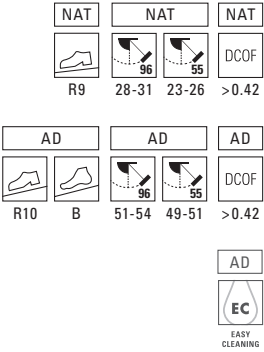
58×118 cm RTF P 23"×46" RTF P  
9 mm 0.35 in  
8878 MARBLE X



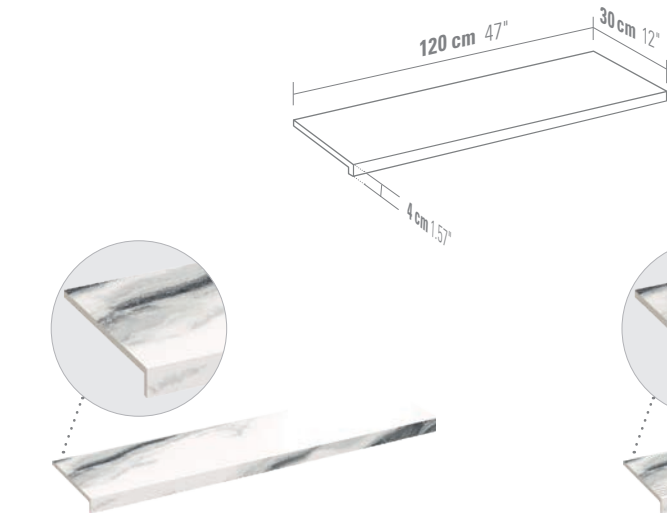
60×120 cm RTF 24"×47" RTF  
9 mm 0.35 in  
8868 MARBLE X  
12 VARIAÇÕES GRÁFICAS  
12 GRAPHIC VARIATIONS



60×120 cm RTF AD 24"×47" RTF AD  
9 mm 0.35 in  
8868 MARBLE X



PEÇA DEGRAU LINEAR  
STEP TREAD



30×120 cm RTF PDL 12"×47" RTF PDL  
9 mm 0.35 in  
8868 MARBLE X

30×120 cm RTF PDL AD 12"×47" RTF PDL AD  
9 mm 0.35 in  
8868 MARBLE X

30×118 cm RTF PDL P 12"×46" RTF PDL P  
9 mm 0.35 in  
8878 MARBLE X

RODAPÉ  
BULLNOSE



8×120 cm RTF ROD 3.15"×47" RTF ROD  
9 mm 0.35 in  
8868 MARBLE X

8×118 cm RTF ROD P 3.15"×46" RTF ROD P  
9 mm 0.35 in  
8878 MARBLE X

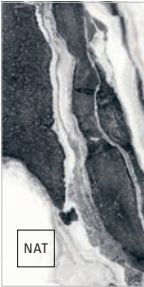


M 10×30 cm 4"×12"  
8 mm 0.32 in  
9161/050 CAVA


RTF = Retificado  
RTF = Rectified  
AD = Antiderrapante  
AD = Slip-Resistant  
P = Polido  
P = Polished

Nota: Podem existir diferenças de tonalidade entre o acabamento natural e o polido.  
Note: Shade variation may exist between natural and polished finish.

COVELANO



30×60 cm 12"×24"  
8 mm 0.32 in  
9161 CAVA  
34 VARIAÇÕES GRÁFICAS  
34 GRAPHIC VARIATIONS



M 30×30 cm 12"×12"  
8 mm 0.32 in  
9161 CAVA  
68 VARIAÇÕES GRÁFICAS  
68 GRAPHIC VARIATIONS




M 10×30 cm 4"×12"  
8 mm 0.32 in  
9161 CAVA  
162 VARIAÇÕES GRÁFICAS  
162 GRAPHIC VARIATIONS

MOSAICO 36  
MOSAIC 36



33×33 cm 13"×13"  
8 mm 0.32 in  
9161/640 CAVA

MOSAICO  
HEX REGULAR  
MOSAIC HEX REGULAR






33×30 cm 13"×12"  
8 mm 0.32 in  
9161/720 CAVA

MOSAICO  
IRREGULAR  
MOSAIC  
IRREGULAR



30×30 cm 12"×12"  
8 mm 0.32 in  
9161/920 CAVA

EMBALAGENS E PESOS PACKING AND WEIGHTS						EMB001 Rev 91/1122				
Formato Size			Caixa Box 			Paleta Pallet 				
			Pcs. Stk.	m² / m	kg	Caixa / Paleta Box / Pallet	m²	Net. kg	Brut. kg	 cm
PAVIMENTO FLOOR TILES										
Natural	Natural	60×120×0,9cm RTF 598×1198 mm	2	1,4400 m²	27,67	33	47,5200	913	938	120×80×75
Polido	Polished	58×118×0,9 cm RTF P 580×1180 mm	2	1,3688 m²	26,30	33	45,1704	868	893	120×80×73
Natural	Natural	30×60×0,8 cm	7	1,2600 m²	21,79	40	50,4000	872	897	120×80×75
		M 30×30×0,8 cm	14	1,2600 m²	22,80	46	57,96	1.049	1.074	120×80×73
		M 10×30×0,8 cm	42	1,2600 m²	20,93	48	60,4800	1.005	1.030	120×80×73
		33×33×0,8cm	9	0,9801m²	16,60					
Mosaico 36	Mosaic 36	33×30×0,8 cm	9	0,8140 m²	12,50					
Mosaico HEX Reg.	Mosaic HEX Reg.	30×30×0,8cm	10	0,9000 m²	16,00					
Peça Degrau Linear	Step Tread	30×120×0,9 cm RTF PDL 298×1198mm	2	0,8160 m²	13,45					
		30×118×0,9 cm RTF PDL P 298×1180mm	2	0,8030 m²	13,24					
Rodapé	Bullnose	8×120×0,9 cm RTF ROD 80×1198mm	10	12,0000 m	18,02					
		8×118×0,9 cm RTF ROD P 298×1180mm	10	11,8000 m	17,80					
		M 10×30×0,8 cm	42	12,6000 m	19,61					





# STATUARIO SELECT

**4** FORMATOS REVESTIMENTO  
WALL TILES SIZES

**5** ESTRUTURAS  
STRUCTURES

**7** FORMATOS PAVIMENTO  
FLOOR TILES SIZES

**3** ACABAMENTOS  
FINISHINGS

**4** MOSAICOS  
MOSAICS

**Clássico, elegante,  
único e atemporal.**

Classic, elegant, unique  
and timeless!

STATUARIO SELECT | 58x118cm RTFP 23"x46" RTFP | 8874  
INFINITY | VERDE GREEN | 7,5x25cm 3"x10" | 9185  
60x120cm RTF 24"x47" RTF | 8864



MARBLE  
EFFECT

COLEÇÕES COLLECTIONS  
LUXURY · MARBELLOUS

STATUARIO



30×90 cm RTF 12"×35" RTF

10 mm 0.39 in

16050

MARBELLOUS

23 VARIAÇÕES GRÁFICAS  
23 GRAPHIC VARIATIONS



30×90 cm RTF 12"×35" RTF

10 mm 0.39 in

16050/650

MARBELLOUS

LEAF



M 25×75 cm 10"×30"

9 mm 0.35 in

6092

LUXURY

21 VARIAÇÕES GRÁFICAS  
21 GRAPHIC VARIATIONS



M 25×55 cm 10"×22"

8 mm 0.32 in

6092

LUXURY

26 VARIAÇÕES GRÁFICAS  
26 GRAPHIC VARIATIONS

RODAPE BULLNOSE



7,5×25 cm 3"×10"

8 mm 0.32 in

6092/050

LUXURY

RTF = Retificado  
RTF = Rectified



30×90 cm RTF 12"×35" RTF

10 mm 0.39 in

16050/450

MARBELLOUS

MISTRAL



M 25×75 cm 10"×30"

9 mm 0.35 in

6092/300

LUXURY

RAZOR



M 25×55 cm 10"×22"

8 mm 0.32 in

6092/400

LUXURY

WAVE

QUARTER ROUND QUARTER ROUND



3×25 cm 1.18"×10"

8 mm 0.32 in

6092/080

LUXURY



30×90 cm RTF 12"×35" RTF

10 mm 0.39 in

16050/550

MARBELLOUS

WIND



M 25×75 cm 10"×30"

9 mm 0.35 in

6092/400

LUXURY

WAVE



M 10×30 cm 4"×22"

8 mm 0.32 in

16050

MARBELLOUS

ATÉ 40 VARIAÇÕES GRÁFICAS  
UP TO 40 GRAPHIC VARIATIONS

ÂNGULO QUARTER ROUND  
QUARTER ROUND ROUND ANGLE



3×3 cm 1.18"×1.18"

8 mm 0.32 in

6092/090

LUXURY



STATUARIO SELECT  
Wind | 30×90 cm RTF 12"×35" RTF | 16050/550



MARBLE  
EFFECT

COLEÇÕES COLLECTIONS  
BERNINI · LUXURY · MARBELLOUS · MARBLE X



58×118 cm RTF P 23"×46" RTF P  
9 mm 0.35 in

8874 MARBLE X



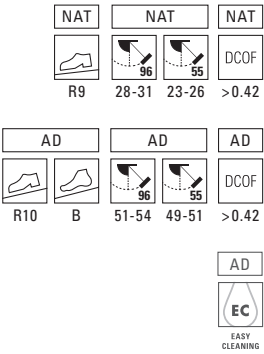
60×120 cm RTF 24"×47" RTF  
9 mm 0.35 in

8864 MARBLE X  
12 VARIAÇÕES GRÁFICAS  
12 GRAPHIC VARIATIONS



60×120 cm RTF AD 24"×47" RTF AD  
9 mm 0.35 in

8864 MARBLE X



MOSAICO 36  
MOSAIC 36



33×33 cm 13"×13"  
8 mm 0.32 in

LUXURY

8881/640

MOSAICO HEX  
MOSAIC HEX




37×33 cm 15"×13"  
8 mm 0.32 in

BERNINI

8881/820

MOSAICO HEX REGULAR  
MOSAIC HEX REGULAR



33×30 cm 13"×12"  
8 mm 0.32 in

BERNINI

8881/720

MOSAICO BLOCO 12  
MOSAIC BLOCK 12



27×30 cm 11"×12"  
8 mm 0.32 in


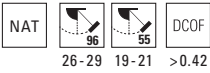
MARBELLOUS

9260/412

RTF = Retificado  
RTF = Rectified  
AD = Antiderrapante  
AD = Slip-Resistant  
P = Polido  
P = Polished

Nota: Podem existir diferenças de tonalidade entre o acabamento natural e o polido.  
Note: Shade variation may exist between natural and polished finish.

# STATUARIO SELECT



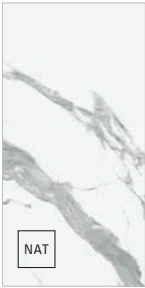
60×60 cm RTF 24"×24" RTF  
8 mm 0.32 in

9260 MARBELLOUS  
15 VARIAÇÕES GRÁFICAS  
15 GRAPHIC VARIATIONS



60×60 cm 24"×24"  
8 mm 0.32 in

9260 MARBELLOUS



30×60 cm 12"×24"  
8 mm 0.32 in

8881 BERNINI  
22 VARIAÇÕES GRÁFICAS  
22 GRAPHIC VARIATIONS



M30×30 cm 12"×12"  
8 mm 0.32 in

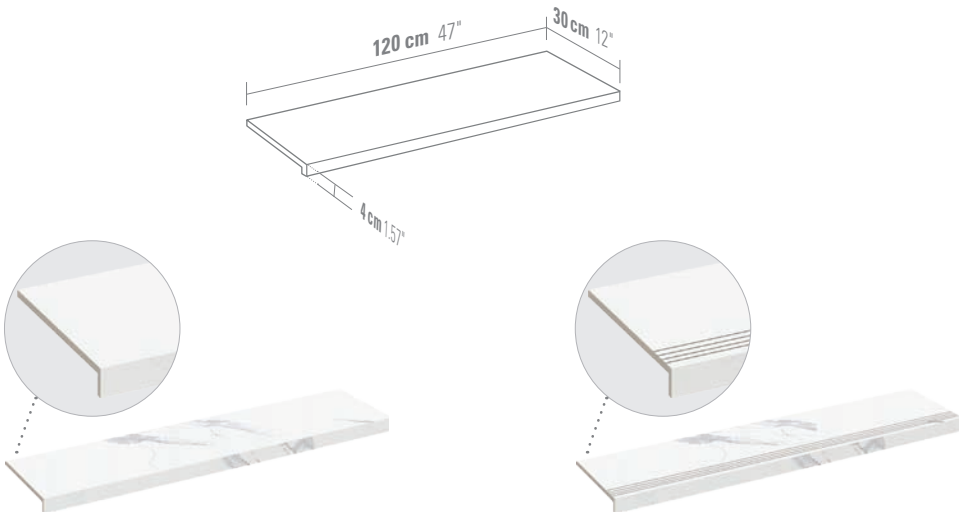
9260 MARBELLOUS  
33 VARIAÇÕES GRÁFICAS  
33 GRAPHIC VARIATIONS



M10×30 cm 4"×12"  
8 mm 0.32 in

8881 BERNINI  
35 VARIAÇÕES GRÁFICAS  
35 GRAPHIC VARIATIONS

PEÇA DEGRAU LINEAR  
STEP TREAD



30×120 cm RTF PDL  
12"×47" RTF PDL  
9 mm 0.35 in

MARBLE X

8864

30×120 cm RTF PDL AD  
12"×47" RTF PDL AD  
9 mm 0.35 in

8864

30×118 cm RTF PDL P  
12"×46" RTF PDL P  
9 mm 0.35 in

MARBLE X

8874

RODAPÉ  
BULLNOSE



8×120 cm RTF ROD  
3.15"×47" RTF ROD  
9 mm 0.35 in

MARBLE X

8864

8×118 cm RTF ROD P  
3.15"×46" RTF ROD P  
9 mm 0.35 in

MARBLE X

8874

8×60 cm ROD  
3.15"×24" ROD  
8 mm 0.32 in




MARBELLOUS

9260



MARBLE  
EFFECT

STATUARIO SELECT | **Mosaico Hex. Regular** Mosaic He. Regular | **33×30cm** 13"×32" | 8881/720

EMBALAGENS E PESOS   PACKING AND WEIGHTS					EMB001 Rev 91/1122				
Formato Size		Caixa Box 			Paleta Pallet 				
		Pcs. Stk.	m² / m	kg	Caixa / Paleta Box / Pallet	m²	Net. kg	Brut. kg	 cm
REVESTIMENTO WALL TILES									
	30×90×1 cm RTF 298×898mm	4	1,0800 m²	19,25	48	51,8400	924	949	120×100×85
	M 25×75×0,9 cm	7	1,3125 m²	21,00	42	55,125	882	907	120×80×90
	M25×55×0,8 cm	10	1,3750 m²	18,29	48	66,0000	878	903	120×80×90
	M 10×30×0,8 cm	30	0,9000 m²	11,52	88	79,2000	1.014	1.039	120×80×93
Mistral · Wind · Leaf	30×90×1 cm RTF 298×898 mm	4	1,0800 m²	19,25					
Razor · Wave	M 25×75×0,9 cm	7	1,3125 m²	21,00					
Wave	M25×55×0,8 cm	10	1,3750 m²	18,90					
Rodapé Bullnose	7,5×25×0,8 cm	44	11,0000 m	11,04					
Quarter Round Quarter Round	3×25×0,8 cm	12	3,0000 m	1,23					
Ângulo Quarter Round Q. R. Angle	3×3×0,8 cm	4	-	0,07					
PAVIMENTO FLOOR TILES									
Natural Natural	60×120×0,9cm RTF 598×1198 mm	2	1,4400 m²	27,67	33	47,5200	913	938	120×80×75
Polido Polished	58×118×0,9 cm RTF P 580×1180 mm	2	1,3688 m²	26,30	33	45,1704	868	893	120×80×73
	60×60×0,8 cm RTF 598×598 mm	4	1,4400 m²	25,92	32	46,0800	829	854	120×80×74
	60×60×0,8 cm	4	1,4400 m²	24,94	32	46,0800	798	823	120×80×74
	30×60×0,8 cm	7	1,2600 m²	21,79	40	50,4000	872	897	120×80×75
	M 30×30×0,8 cm	14	1,2600 m²	22,80	46	57,96	1.049	1.074	120×80×73
	M 10×30×0,8 cm	42	1,2600 m²	20,93	48	60,4800	1.005	1.030	120×80×73
Mosaico 36 Mosaic 36	33×33×0,8cm	9	0,9801 m²	16,60					
Mosaico HEX Mosaic HEX	37×33×0,8 cm	11	1,3870 m²	13,20					
Mosaico HEX Reg. Mosaic HEX Reg.	33×30×0,8 cm	9	0,8140 m²	12,50					
Mosaico Bloco 12 Mosaic Block 12	27×30×0,8 cm	9	0,7290 m²	11,20					
Peça Degrau Linear Step Tread	30×120×0,9 cm RTF PDL 298×1198mm	2	0,8160 m²	13,45					
	30×118×0,9 cm RTF PDL P 298×1180mm	2	0,8030 m²	13,24					
Rodapé Bullnose	8×120×0,9 cm RTF ROD 80×1198mm	10	12,0000 m	18,02					
	8×118×0,9 cm RTF ROD P 298×1180mm	10	11,8000 m	17,80					
		8×60×0,8 cm ROD	22	13,2000 m	19,61				

# STATUARIO SELECT

STATUARIO SELECT | **30×60cm** 12"×24" | 8881





# STATUARIO VENATO

**2** **FORMATOS REVESTIMENTO**  
WALL TILES SIZES

**2** **ESTRUTURAS**  
STRUCTURES

**3** **FORMATOS PAVIMENTO**  
FLOOR TILES SIZES

**3** **MOSAICOS**  
MOSAICS

**Refinados e impactantes veios  
cinzentos sobre um fundo branco  
deslumbrante.**

Refined and strong grey veins  
on a dazzling white background.

**STATUARIO VENATO**  
**M25x55 cm** 10"x22" | 6146  
**M25x55 cm** 10"x22" | Onda | 6146/500  
**30x60 cm** 12"x24" | 9170



MARBLE  
EFFECT

COLEÇÕES COLLECTIONS  
CAVA BRANCO WHITE

V4

**M 25×55 cm** 10"×22"  
 8 mm 0.32 in  
6146  
32 VARIAÇÕES GRÁFICAS  
32 GRAPHIC VARIATIONS

CAVA

**M 25×55 cm** 10"×22"  
 8 mm 0.32 in  
6146/500  
ONDA  
CAVA

**M 25×55 cm** 10"×22"  
 8 mm 0.32 in  
6146/400  
WAVE  
CAVA

**7,5×25 cm** 3"×10"  
 8 mm 0.32 in  
6146/050  
RODAPÉ  
BULLNOSE  
CAVA

**M 10×30 cm** 4"×22"  
 8 mm 0.32 in  
6146  
105 VARIAÇÕES GRÁFICAS  
105 GRAPHIC VARIATIONS

CAVA



STATUARIO VENATO | 30×60 cm 12"×24" | 9170

# STATUARIO VENATO

V4

5

NAT

26-29

19-21

DCOF >0.42

**30×60 cm** 12"×24"  
 8 mm 0.32 in  
9170  
25 VARIAÇÕES GRÁFICAS  
25 GRAPHIC VARIATIONS

CAVA

**M 30×30 cm** 12"×12"  
 8 mm 0.32 in  
9170  
50 VARIAÇÕES GRÁFICAS  
50 GRAPHIC VARIATIONS

CAVA

**M 10×30 cm** 4"×12"  
 8 mm 0.32 in  
9170  
113 VARIAÇÕES GRÁFICAS  
113 GRAPHIC VARIATIONS

CAVA




**M 10×30 cm** 4"×12"  
 8 mm 0.32 in  
9170/050  
RODAPÉ  
BULLNOSE  
CAVA

**MOSAICO 36**  
MOSAIC 36  
33×33 cm 13"×13"  
 8 mm 0.32 in  
9170/640

**MOSAICO HEX REGULAR**  
MOSAIC HEX REGULAR  
33×30 cm 13"×12"  
 8 mm 0.32 in  
9170/720

**MOSAICO IRREGULAR**  
MOSAIC IRREGULAR  
30×30 cm 12"×12"  
 8 mm 0.32 in  
9170/920

CAVA

EMBALAGENS E PESOS \ PACKING AND WEIGHTS					EMB001 Rev 91/1122				
Formato Size		Caixa Box 			Paleta Pallet 				
		Pcs. Stk.	m² / m	kg	Caixa / Paleta Box / Pallet	m²	Net. kg	Brut. kg	 cm
REVESTIMENTO WALL TILES									
	M25×55×0,8cm	10	1,3750 m <sup>2</sup>	18,29	48	66,0000	878	903	120×80×90
	M10×30×0,8 cm	30	0,9000 m <sup>2</sup>	11,52	88	79,2000	1.014	1.039	120×80×93
Onda - Wave	M25×55×0,8cm	10	1,3750 m <sup>2</sup>	18,90					
Rodapé Bullnose	7,5×25×0,8cm	44	11,0000 m	11,04					
PAVIMENTO FLOOR TILES									
	30×60×0,8 cm	7	1,2600 m <sup>2</sup>	21,79	40	50,4000	872	897	120×80×75
	M30×30×0,8 cm	14	1,2600 m <sup>2</sup>	22,80	46	57,96	1.049	1.074	120×80×73
	M10×30×0,8 cm	42	1,2600 m <sup>2</sup>	20,93	48	60,4800	1.005	1.030	120×80×73
Mosaico 36 Mosaic 36	33×33×0,8cm	9	0,9801m <sup>2</sup>	16,60					
Mosaico HEX Reg. Mosaic HEX Reg.	33×30×0,8 cm	9	0,8140 m <sup>2</sup>	12,50					
Mosaico Irregular Mosaic Irregular	30×30×0,8cm	10	0,9000 m <sup>2</sup>	16,00					
Rodapé Bullnose	M10×30×0,8 cm	42	12,6000 m	23,00					





# TRAVERTINO ITALIANO

**3** CORES  
COLOURS

**6** FORMATOS PAVIMENTO  
FLOOR TILES SIZES

**3** ACABAMENTOS  
FINISHINGS

**3** MOSAICOS  
MOSAICS

**Detalhes naturais  
para uma solução que interpreta o  
luxo do mármore de forma sofisticada.**

Natural details for a solution  
that interprets the luxury of marble  
in a sophisticated way.



TRAVERTINO  
ITALIANO

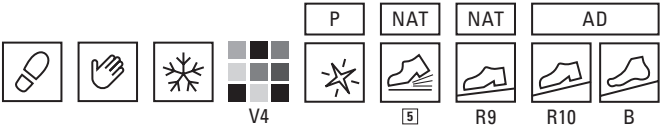




MARBLE  
EFFECT

COLEÇÕES COLLECTIONS  
TIVOLI

BEGE BEIGE



58×118 cm RTF P 23"×46" RTF P  
9 mm 0.35 in

8851  
17 VARIAÇÕES GRÁFICAS  
17 GRAPHIC VARIATIONS



60×120 cm RTF 24"×47" RTF  
9 mm 0.35 in

8841  
17 VARIAÇÕES GRÁFICAS  
17 GRAPHIC VARIATIONS



60×120 cm RTF AD 24"×47" RTF AD  
9 mm 0.35 in

8841  
17 VARIAÇÕES GRÁFICAS  
17 GRAPHIC VARIATIONS



TRAVERTINO ITALIANO | BEGE BEIGE | 58×118 cm RTF P 23"×46" RTF P | 8851

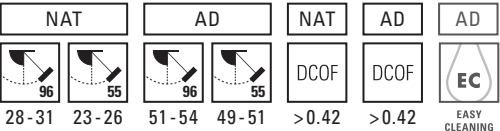
RTF = Retificado  
RTF = Rectified

AD = Antiderrapante  
AD = Slip-Resistant

P = Polido  
P = Polished

Nota: Podem existir diferenças de tonalidade entre o acabamento natural e o polido.  
Note: Shade variation may exist between natural and polished finish.

# TRAVERTINO ITALIANO



60×60 cm RTF 24"×24" RTF  
8 mm 0.32 in

8841  
51 VARIAÇÕES GRÁFICAS  
51 GRAPHIC VARIATIONS



30×60 cm RTF 12"×24" RTF  
8 mm 0.32 in

8841  
85 VARIAÇÕES GRÁFICAS  
85 GRAPHIC VARIATIONS




60×60 cm RTF AD 24"×24" RTF AD  
8 mm 0.32 in

8841  
51 VARIAÇÕES GRÁFICAS  
51 GRAPHIC VARIATIONS



30×60 cm RTF AD 12"×24" RTF AD  
8 mm 0.32 in

8841  
85 VARIAÇÕES GRÁFICAS  
85 GRAPHIC VARIATIONS




33×33 cm 13"×13"  
8 mm 0.32 in  
8841/640



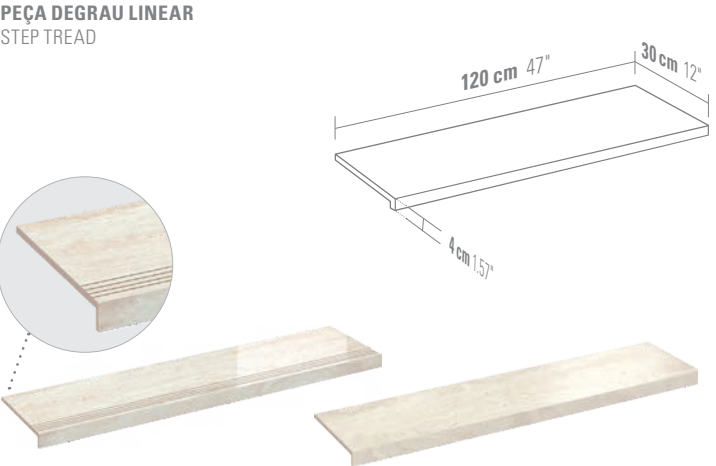
8×120 cm RTF ROD 3.15"×47" RTF ROD  
9 mm 0.35 in  
8841

8×118 cm RTF ROD P 3.15"×46" RTF ROD P  
9 mm 0.35 in  
8851

8×60 cm RTF ROD 3.15"×24" RTF ROD  
8 mm 0.32 in  
8841



33×30 cm 13"×12"  
8 mm 0.32 in  
8841/720



30×118 cm RTF PDL P 12"×46" RTF PDL P  
9 mm 0.35 in  
8851

30×120 cm RTF PDL 12"×47" RTF PDL  
9 mm 0.35 in  
8841

30×120 cm RTF PDL AD 12"×47" RTF PDL AD  
9 mm 0.35 in  
8841

30×60 cm RTF PDL 12"×24" RTF PDL  
8 mm 0.32 in  
8841

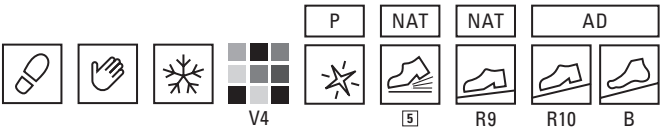
30×60 cm RTF PDL AD 12"×24" RTF PDL AD  
8 mm 0.32 in  
8841



MARBLE  
EFFECT

COLEÇÕES COLLECTIONS  
TIVOLI

BRANCO WHITE



58×118 cm RTF P 23"×46" RTF P  
9 mm 0.35 in

8850  
17 VARIAÇÕES GRÁFICAS  
17 GRAPHIC VARIATIONS



60×120 cm RTF 24"×47" RTF  
9 mm 0.35 in

8840  
17 VARIAÇÕES GRÁFICAS  
17 GRAPHIC VARIATIONS



60×120 cm RTF AD 24"×47" RTF AD  
9 mm 0.35 in

8840  
17 VARIAÇÕES GRÁFICAS  
17 GRAPHIC VARIATIONS



TRAVERTINO ITALIANO | BRANCO WHIT | 30×60 cm RTF 12"×24" RTF | 8840

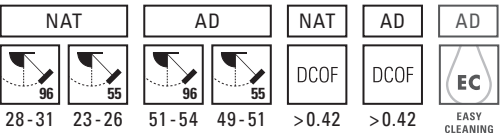
RTF = Retificado  
RTF = Rectified

AD = Antiderrapante  
AD = Slip-Resistant

P = Polido  
P = Polished

Nota: Podem existir diferenças de tonalidade entre o acabamento natural e o polido.  
Note: Shade variation may exist between natural and polished finish.

# TRAVERTINO ITALIANO



60×60 cm RTF 24"×24" RTD  
8 mm 0.32 in

8840  
51 VARIAÇÕES GRÁFICAS  
51 GRAPHIC VARIATIONS



30×60 cm RTF 12"×24" RTF  
8 mm 0.32 in

8840  
85 VARIAÇÕES GRÁFICAS  
85 GRAPHIC VARIATIONS




60×60 cm RTF AD 24"×24" RTF AD  
8 mm 0.32 in

8840  
51 VARIAÇÕES GRÁFICAS  
51 GRAPHIC VARIATIONS



30×60 cm RTF AD 12"×24" RTF AD  
8 mm 0.32 in

8840  
85 VARIAÇÕES GRÁFICAS  
85 GRAPHIC VARIATIONS



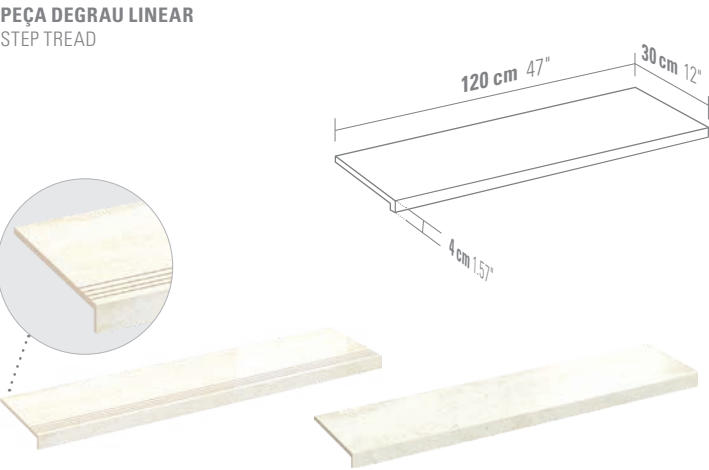
33×33 cm 13"×13"  
8 mm 0.32 in

8840/640



33×30 cm 13"×12"  
8 mm 0.32 in

8840/720



30×118 cm RTF PDL P  
12"×46" RTF PDL P  
9 mm 0.35 in

8850

30×120 cm RTF PDL  
12"×47" RTF PDL  
9 mm 0.35 in

8840

30×120 cm RTF PDL AD  
12"×47" RTF PDL AD  
9 mm 0.35 in

8840



8×120 cm RTF ROD  
3.15"×47" RTF ROD  
9 mm 0.35 in

8840

8×118 cm RTF ROD P  
3.15"×46" RTF ROD P  
9 mm 0.35 in

8850

8×60 cm RTF ROD  
3.15"×24" RTF ROD  
8 mm 0.32 in

8840

30×60 cm RTF PDL  
12"×24" RTF PDL  
8 mm 0.32 in

8840

30×60 cm RTF PDL AD  
12"×24" RTF PDL AD  
8 mm 0.32 in

8840

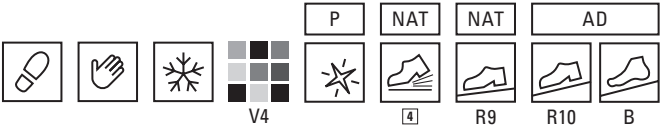




MARBLE  
EFFECT

COLEÇÕES COLLECTIONS  
TIVOLI

CINZA GREY



58×118 cm RTF P 23"×46" RTF P  
9 mm 0.35 in

8852  
17 VARIAÇÕES GRÁFICAS  
17 GRAPHIC VARIATIONS



60×120 cm RTF 24"×47" RTF  
9 mm 0.35 in

8842  
17 VARIAÇÕES GRÁFICAS  
17 GRAPHIC VARIATIONS



60×120 cm RTF AD 24"×47" RTF AD  
9 mm 0.35 in


8842  
17 VARIAÇÕES GRÁFICAS  
17 GRAPHIC VARIATIONS



MOSAICO 36  
MOSAIC 36

33×33 cm 13"×13"  
8 mm 0.32 in

8842/640



MOSAICO HEX REGULAR  
MOSAIC HEX REGULAR

33×30 cm 13"×12"  
8 mm 0.32 in


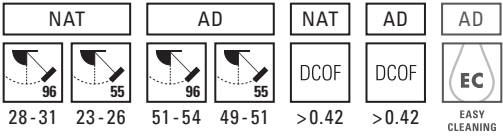
8842/720

EMBALAGENS E PESOS PACKING AND WEIGHTS								EMB001 Rev 91/1122		
Formato Size		Caixa Box 			Paleta Pallet 					
		Pcs. Stk.	m² / m	kg	Caixa / Paleta Box / Pallet	m²	Net. kg	Brut. kg	 cm	
PAVIMENTO FLOOR TILES										
Natural	Natural	60×120×0,9cm RTF 598×1198 mm	2	1,4400 m²	27,67	33	47,5200	913	938	120×80×75
Polido	Polished	58×118×0,9 cm RTF P 580×1180 mm	2	1,3688 m²	26,30	33	45,1704	868	893	120×80×73
Natural	Natural	60×60×0,8cm RTF 598×598mm	4	1,4400 m²	25,92	32	46,0800	829	854	120×80×74
		30×60×0,8cm RTF 298×598 mm	7	1,2600 m²	22,30	40	50,4000	892	917	120×80×75
Mosaico 36	Mosaic 36	33×33×0,8cm	9	0,9801 m²	16,60					
Mosaico HEX Reg.	Mosaic HEX Reg.	33×30×0,8 cm	9	0,8140 m²	12,50					
Peça Degrau Linear	Step Tread	30×120×0,9 cm RTF PDL 298×1198mm	2	0,8160 m²	13,45					
		30×118×0,9 cm RTF PDL P 298×1180mm	2	0,8030 m²	13,24					
Rodapé	Bullnose	8×120×0,9 cm RTF ROD 80×1198mm	10	12,0000 m	18,02					
		8×118×0,9 cm RTF ROD P 298×1180mm	10	11,8000 m	17,80					
		8×60×0,8 cm RTF ROD	22	13,20 m	19,61					

RTF = Retificado RTF = Rectified  
AD = Antiderrapante AD = Slip-Resistant  
P = Polido P = Polished

Nota: Podem existir diferenças de tonalidade entre o acabamento natural e o polido.  
Note: Shade variation may exist between natural and polished finish.

TRAVERTINO  
ITALIANO



60×60 cm RTF 24"×24" RTD  
8 mm 0.32 in

8842  
51 VARIAÇÕES GRÁFICAS  
51 GRAPHIC VARIATIONS



30×60 cm RTF 12"×24" RTF  
8 mm 0.32 in

8842  
85 VARIAÇÕES GRÁFICAS  
85 GRAPHIC VARIATIONS



60×60 cm RTF AD 24"×24" RTF AD  
8 mm 0.32 in


8842  
51 VARIAÇÕES GRÁFICAS  
51 GRAPHIC VARIATIONS



30×60 cm RTF AD 12"×24" RTF AD  
8 mm 0.32 in

8842  
85 VARIAÇÕES GRÁFICAS  
85 GRAPHIC VARIATIONS

PEÇA DEGRAU LINEAR  
STEP TREAD



30×118 cm RTF PDL P  
12"×46" RTF PDL P  
9 mm 0.35 in

8852

30×120 cm RTF PDL  
12"×47" RTF PDL  
9 mm 0.35 in

8842

30×120 cm RTF PDL AD  
12"×47" RTF PDL AD  
9 mm 0.35 in

8842

30×60 cm RTF PDL  
12"×24" RTF PDL  
8 mm 0.32 in

8842

30×60 cm RTF PDL AD  
12"×24" RTF PDL AD  
8 mm 0.32 in

8842



RODAPÉ  
BULLNOSE



8×118 cm RTF ROD P  
3.15"×46" RTF ROD P  
9 mm 0.35 in

8852



8×120 cm RTF ROD  
3.15"×47" RTF ROD  
9 mm 0.35 in

8842



8×60 cm RTF ROD  
3.15"×24" RTF ROD  
8 mm 0.32 in

8842





# TRAVERTINO CROSS CUT

**1** **FORMATOS REVESTIMENTO**  
WALL TILES SIZES

**2** **ESTRUTURAS**  
STRUCTURES

**3** **FORMATOS PAVIMENTO**  
FLOOR TILES SIZES

**3** **MOSAICOS**  
MOSAICS

**Os mármore Travertino  
são uma verdadeira ode à beleza  
e ao esplendor!**

Travertino marbles are a veritable ode  
to beauty and splendor!

TRAVERTINO CROSS CUT

BRANCO WHITE | M 25x55 cm 10"x22" | 6149

CINZA CLARO LIGHT GREY | 33x30 cm 13"x12" | 9177/720

CINZA CLARO LIGHT GREY | M 30x30 cm 12"x12" | 9177



MARBLE  
EFFECT

COLEÇÕES COLLECTIONS  
TIBUR



BRANCO WHITE



M 25×55 cm 10"×22"  
8 mm 0.32 in

ONDA

6149

12 VARIAÇÕES GRÁFICAS  
12 GRAPHIC VARIATIONS



M 25×55 cm 10"×22"  
8 mm 0.32 in

WAVE

6149/500



M 25×55 cm 10"×22"  
8 mm 0.32 in

RODAPÉ  
BULLNOSE

6149/400

RODAPÉ  
BULLNOSE



7,5×25 cm 3"×10"  
8 mm 0.32 in

6149/050

CINZA CLARO LIGHT GREY



M 25×55 cm 10"×22"  
8 mm 0.32 in

ONDA

6151

12 VARIAÇÕES GRÁFICAS  
12 GRAPHIC VARIATIONS



M 25×55 cm 10"×22"  
8 mm 0.32 in

WAVE

6151/500



M 25×55 cm 10"×22"  
8 mm 0.32 in

RODAPÉ  
BULLNOSE

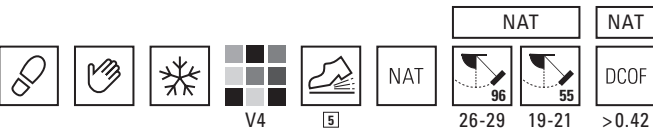
6151/400

RODAPÉ  
BULLNOSE



7,5×25 cm 3"×10"  
8 mm 0.32 in

6151/050



M 30×60 cm 12"×24"  
8 mm 0.32 in

M 30×30 cm 12"×12"  
8 mm 0.32 in

M 10×30 cm 4"×12"  
8 mm 0.32 in

9175

12 VARIAÇÕES GRÁFICAS  
12 GRAPHIC VARIATIONS

9175

26 VARIAÇÕES GRÁFICAS  
26 GRAPHIC VARIATIONS

9175

72 VARIAÇÕES GRÁFICAS  
72 GRAPHIC VARIATIONS

RODAPÉ  
BULLNOSE

M 10×30 cm 4"×12"  
8 mm 0.32 in

9175/050



M 30×60 cm 12"×24"  
8 mm 0.32 in

M 30×30 cm 12"×12"  
8 mm 0.32 in

M 10×30 cm 4"×12"  
8 mm 0.32 in

9177

18 VARIAÇÕES GRÁFICAS  
18 GRAPHIC VARIATIONS

9177

36 VARIAÇÕES GRÁFICAS  
36 GRAPHIC VARIATIONS

9177

108 VARIAÇÕES GRÁFICAS  
108 GRAPHIC VARIATIONS

TRAVERTINO  
CROSS CUT

MOSAICO 36  
MOSAIC 36

MOSAICO HEX REGULAR  
MOSAIC HEX REGULAR

MOSAICO IRREGULAR  
MOSAIC IRREGULAR



NAT

M 33×33 cm 13"×13"  
8 mm 0.32 in

9175/640



M 33×30 cm 13"×12"  
8 mm 0.32 in

9175/720



M 30×30 cm 12"×12"  
8 mm 0.32 in

9175/920

RODAPÉ  
BULLNOSE

M 10×30 cm 4"×12"  
8 mm 0.32 in

9177/050

MOSAICO 36  
MOSAIC 36

MOSAICO HEX REGULAR  
MOSAIC HEX REGULAR

MOSAICO IRREGULAR  
MOSAIC IRREGULAR



NAT


M 33×33 cm 13"×13"  
8 mm 0.32 in

9177/640



M 33×30 cm 13"×12"  
8 mm 0.32 in

9177/720



M 30×30 cm 12"×12"  
8 mm 0.32 in

9177/920



MARBLE EFFECT

COLEÇÕES COLLECTIONS  
TIBUR



BEGE BEIGE



M 25×55 cm 10"×22"  
8 mm 0.32 in

6150  
12 VARIAÇÕES GRÁFICAS  
12 GRAPHIC VARIATIONS



M 25×55 cm 10"×22"  
8 mm 0.32 in ONDA

6150/500



M 25×55 cm 10"×22"  
8 mm 0.32 in WAVE

6150/400

RODAPÉ  
BULLNOSE



7,5×25 cm 3"×10"  
8 mm 0.32 in

6150/050

PRATA SILVER



M 25×55 cm 10"×22"  
8 mm 0.32 in

6152  
12 VARIAÇÕES GRÁFICAS  
12 GRAPHIC VARIATIONS



M 25×55 cm 10"×22"  
8 mm 0.32 in ONDA

6152/500



M 25×55 cm 10"×22"  
8 mm 0.32 in WAVE




6152/400

RODAPÉ  
BULLNOSE



7,5×25 cm 3"×10"  
8 mm 0.32 in

6152/050


EMBALAGENS E PESOS \ PACKING AND WEIGHTS							EMB001 Rev 91/1122		
Formato Size	Caixa Box 			Paleta Pallet 					
	Pcs. Stk.	m² / m	kg	Caixa / Paleta Box / Pallet	m²	Net. kg	Brut. kg	 cm	
REVESTIMENTO WALL TILES									
	M25×55×0,8cm	10	1,3750 m²	18,29	48	66,0000	878	903	120×80×90
Onda - Wave	M25×55×0,8cm	10	1,3750 m²	18,90					
Rodapé Bullnose	7,5×25×0,8cm	44	11,0000 m	11,04					

PORCELANATO VIDRADO GLAZED PORCELAIN STONEWARE



30×60 cm 12"×24"  
8 mm 0.32 in

9176  
18 VARIAÇÕES GRÁFICAS  
18 GRAPHIC VARIATIONS



M 30×30 cm 12"×12"  
8 mm 0.32 in

9176  
36 VARIAÇÕES GRÁFICAS  
36 GRAPHIC VARIATIONS



M 10×30 cm 4"×12"  
8 mm 0.32 in

9176  
108 VARIAÇÕES GRÁFICAS  
108 GRAPHIC VARIATIONS

RODAPÉ  
BULLNOSE

M 10×30 cm 4"×12"  
8 mm 0.32 in

9176/050



30×60 cm 12"×24"  
8 mm 0.32 in

9178  
18 VARIAÇÕES GRÁFICAS  
18 GRAPHIC VARIATIONS



M 30×30 cm 12"×12"  
8 mm 0.32 in

9178  
36 VARIAÇÕES GRÁFICAS  
36 GRAPHIC VARIATIONS



M 10×30 cm 4"×12"  
8 mm 0.32 in

9178  
108 VARIAÇÕES GRÁFICAS  
108 GRAPHIC VARIATIONS

TRAVERTINO  
CROSS CUT

MOSAICO 36  
MOSAIC 36



33×33 cm 13"×13"  
8 mm 0.32 in

9176/640

MOSAICO HEX REGULAR  
MOSAIC HEX REGULAR



33×30 cm 13"×12"  
8 mm 0.32 in

9176/720

MOSAICO IRREGULAR  
MOSAIC IRREGULAR



30×30 cm 12"×12"  
8 mm 0.32 in

9176/920

RODAPÉ  
BULLNOSE

M 10×30 cm 4"×12"  
8 mm 0.32 in

9178/050



MOSAICO 36  
MOSAIC 36



33×33 cm 13"×13"  
8 mm 0.32 in

9178/640

MOSAICO HEX REGULAR  
MOSAIC HEX REGULAR



33×30 cm 13"×12"  
8 mm 0.32 in

9178/720

MOSAICO IRREGULAR  
MOSAIC IRREGULAR



30×30 cm 12"×12"  
8 mm 0.32 in

9178/920

EMBALAGENS E PESOS \ PACKING AND WEIGHTS									
EMB001 Rev 91/1122									
Formato Size		Caixa Box			Paleta Pallet				
		Pcs. Stk.	m² / m	kg	Caixa / Paleta Box / Pallet	m²	Net. kg	Brut. kg	cm
PAVIMENTO FLOOR TILES									
	30×60×0,8 cm	7	1,2600 m²	21,79	40	50,4000	872	897	120×80×75
	M 30×30×0,8 cm	14	1,2600 m²	22,80	46	57,9600	1.049	1.074	120×80×73
	M 10×30×0,8 cm	42	1,2600 m²	20,93	48	60,4800	1.005	1.030	120×80×73
Mosaico 36 Mosaic 36	33×33×0,8 cm	9	0,9801 m²	16,60					
Mosaico HEX Reg. Mosaic HEX Reg.	33×30×0,8 cm	9	0,814 m²	12,50					
Mosaico Irregular Mosaic Irregular	30×30×0,8 cm	10	0,90 m²	16,00					
Rodapé Bullnose	M 10×30×0,8 cm	42	12,60 m	21,65					



**WHITE BEAUTY**

58x118 cm RTFP 23" x 46" RTFP | Polido Polished | 8877

60x120 cm RTF 24" x 47" | 8867

# ETERNAL BEAUTY

**3** FORMATOS REVESTIMENTO  
WALL TILES SIZES

**3** ESTRUTURAS  
STRUCTURES

**5** FORMATOS PAVIMENTO  
FLOOR TILES SIZES

**3** ACABAMENTOS  
FINISHINGS

**2** MOSAICOS  
MOSAICS




**Cintilação quente,  
as cores fluindo suavemente,  
o classicismo e a autenticidade  
do mármore!**

Warm glow,  
the softly flowing colors,  
the classicism and the authenticity  
of marble!




MARBLE  
EFFECT


COLEÇÕES COLLECTIONS  
SPLENDOR



V4



30×90 cm RTF 12"×35" RTF


 10 mm 0.39 in

16080


SPLENDOR

19 VARIAÇÕES GRÁFICAS

19 GRAPHIC VARIATIONS




30×90 cm RTF 12"×35" RTF

 10 mm 0.39 in


16080/450

SPLENDOR

MISTRAL




30×90 cm RTF 12"×35" RTF

 10 mm 0.39 in


16080/650

SPLENDOR

LEAF



M 25×55 cm 10"×22"


 8 mm 0.32 in

16080


SPLENDOR

23 VARIAÇÕES GRÁFICAS

23 GRAPHIC VARIATIONS




M 25×55 cm 10"×22"

 8 mm 0.32 in


16080/500

SPLENDOR

ONDA



M 10×30 cm 4"×22"


 8 mm 0.32 in

16080


SPLENDOR

60 VARIAÇÕES GRÁFICAS

60 GRAPHIC VARIATIONS






7,5×25 cm 3"×10"

 8 mm 0.32 in

16080/050

SPLENDOR

RODAPÉ  
BULLNOSE

EMBALAGENS E PESOS PACKING AND WEIGHTS					EMB001 Rev 91/1122				
Formato Size	Caixa Box 			Paleta Pallet 					 cm
	Pcs. Stk.	m² / m	kg	Caixa / Paleta Box / Pallet	m²	Net. kg	Brut. kg		
REVESTIMENTO WALL TILES									
	30×90×1 cm RTF 298×898 mm	4	1,0800 m²	19,25	48	51,8400	924	949	120×100×85
	M25×55×0,8 cm	10	1,3750 m²	18,29	48	66,0000	878	903	120×80×90
	M 10×30×0,8 cm	30	0,9000 m²	11,52	88	79,2000	1.014	1.039	120×80×93
Mistral · Wind · Leaf	30×90×1 cm RTF 298×898 mm	4	1,0800 m²	19,25					
Onda · Wave	M25×55×0,8 cm	10	1,3750 m²	18,90					
Rodapé Bullnose	7,5×25×0,8 cm	44	11,0000 m	11,04					

RTF = Retificado  
RTF = Rectified


WHITE BEAUTY  
M25×55 cm 10"×22" | 16080

CINCA




MARBLE  
EFFECT

COLEÇÕES COLLECTIONS  
SPLENDOR · MARBLE X



58×118 cm RTF P 23"×46" RTF P  
9 mm 0.35 in

8877 MARBLE X



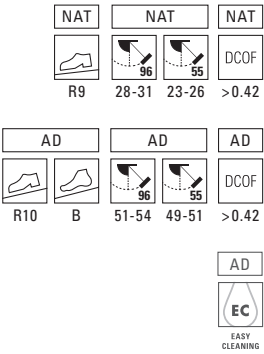
60×120 cm RTF 24"×47" RTF  
9 mm 0.35 in

8867 MARBLE X  
12 VARIAÇÕES GRÁFICAS  
12 GRAPHIC VARIATIONS


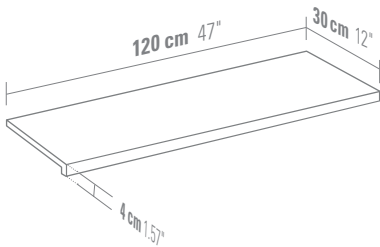


60×120 cm RTF AD 24"×47" RTF AD  
9 mm 0.35 in

8867 MARBLE X



PEÇA DEGRAU LINEAR  
STEP TREAD



30×120 cm RTF PDL  
12"×47" RTF PDL  
9 mm 0.35 in

MARBLE X

8867


RTF = Retificado  
RTF = Rectified

30×120 cm RTF PDL AD  
12"×47" RTF PDL AD  
9 mm 0.35 in

MARBLE X

8867

AD = Antiderrapante  
AD = Slip-Resistant



30×118 cm RTF PDL P  
12"×46" RTF PDL P  
9 mm 0.35 in

MARBLE X

8877

P = Polido  
P = Polished

RODAPÉ  
BULLNOSE



8×120 cm RTF ROD  
3.15"×47" RTF ROD  
9 mm 0.35 in

MARBLE X

8867

8×118 cm RTF ROD P  
3.15"×46" RTF ROD P  
9 mm 0.35 in

MARBLE X

8877



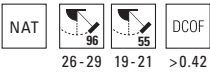
M 10×30 cm  
4"×12"  
8 mm 0.32 in

SPLENDOR

9420/050


Nota: Podem existir diferenças de tonalidade entre o acabamento natural e o polido.  
Note: Shade variation may exist between natural and polished finish.

# ETERNAL BEAUTY



60×60 cm RTF 24"×24" RTF  
8 mm 0.32 in

9420 SPLENDOR  
15 VARIAÇÕES GRÁFICAS  
15 GRAPHIC VARIATIONS



60×60 cm 24"×24"  
8 mm 0.32 in

9420 SPLENDOR  
15 VARIAÇÕES GRÁFICAS  
15 GRAPHIC VARIATIONS



30×60 cm 12"×24"  
8 mm 0.32 in

9420 SPLENDOR  
22 VARIAÇÕES GRÁFICAS  
22 GRAPHIC VARIATIONS



M30×30 cm 12"×12"  
8 mm 0.32 in

9420 SPLENDOR  
50 VARIAÇÕES GRÁFICAS  
50 GRAPHIC VARIATIONS

MOSAICO 36  
MOSAIC 36




33×33 cm 13"×13"  
8 mm 0.32 in

SPLENDOR

9420/640




MOSAICO HEX REGULAR  
MOSAIC HEX REGULAR



33×30 cm 13"×12"  
8 mm 0.32 in

SPLENDOR

9420/720

EMBALAGENS E PESOS PACKING AND WEIGHTS					EMB001 Rev 91/1122					
Formato Size		Caixa Box 			Paleta Pallet 					
		Pcs. Stk.	m² / m	kg	Caixa / Paleta Box / Pallet	m²	Net. kg	Brut. kg	 cm	
PAVIMENTO FLOOR TILES										
Natural	Natural	60×120×0,9cm RTF 598×1198 mm	2	1,4400 m²	27,67	33	47,5200	913	938	120×80×75
Polido	Polished	58×118×0,9 cm RTF P 580×1180 mm	2	1,3688 m²	26,30	33	45,1704	868	893	120×80×73
Natural	Natural	60×60×0,8 cm RTF 598×598mm	4	1,4400 m²	25,92	32	46,0800	829	854	120×80×74
		60×60×0,8 cm	4	1,4400 m²	24,94	32	46,0800	798	823	120×80×74
		30×60×0,8 cm	7	1,2600 m²	21,79	40	50,4000	872	897	120×80×75
		M30×30×0,8 cm	14	1,2600 m²	22,80	46	57,96	1.049	1.074	120×80×73
Mosaico 36	Mosaic 36	33×33×0,8cm	9	0,9801m²	16,60					
Mosaico HEX Reg.	Mosaic HEX Reg.	33×30×0,8 cm	9	0,8140 m²	12,50					
Peça Degrau Linear	Step Tread	30×120×0,9 cm RTF PDL 298×1198mm	2	0,8160 m²	13,45					
		30×118×0,9 cm RTF PDL P 298×1180mm	2	0,8030 m²	13,24					
Rodapé	Bullnose	8×120×0,9 cm RTF ROD 80×1198mm	10	12,0000 m	18,02					
		8×118×0,9 cm RTF ROD P 298×1180mm	10	11,8000 m	17,80					
		M10×30×0,8 cm	42	12,6000 m	19,61					





# PALISSANDRO

**4** CORES  
COLOURS

**3** FORMATOS REVESTIMENTO  
WALL TILES SIZES

**1** ESTRUTURA  
STRUCTURE

**2** FORMATOS PAVIMENTO  
FLOOR TILES SIZES

**3** MOSAICOS  
MOSAICS

**Mármore com mistura de madeira queimada.**  
**Os veios horizontais harmoniosamente fendilhados por aparentes finas lascas de madeira, excedendo as expetativas de qualquer imaginário.**

Marble mixed with burned wood.  
Horizontal veins harmoniously cracked with thin wood shavings, exceeding the imagination of any creative mind.

**PALISSANDRO | BRANCO WHITE**  
**M25x75 cm** 10"x30" | 16085  
**20x120 cm RTF** 8"x47" | 9040



MARBLE  
EFFECT

COLEÇÕES COLLECTIONS  
FOSSIL



BRANCO WHITE



M 25×75 cm 10"×30"  
9 mm 0.35 in

16085  
00 VARIAÇÕES GRÁFICAS  
00 GRAPHIC VARIATIONS



M 25×55 cm 10"×22"  
8 mm 0.32 in

16085



M 25×75 cm 10"×30"  
9 mm 0.35 in

16085/500



M 25×55 cm 10"×22"  
8 mm 0.32 in

16085/500

ONDA



M 10×30 cm 4"×22"  
8 mm 0.32 in

16085

RODAPÉ  
BULLNOSE



7,5×25 cm 3"×10"  
8 mm 0.32 in

16085/050

BEGE BEIGE



M 25×75 cm 10"×30"  
9 mm 0.35 in

16086  
00 VARIAÇÕES GRÁFICAS  
00 GRAPHIC VARIATIONS



M 25×55 cm 10"×22"  
8 mm 0.32 in

16086



M 25×75 cm 10"×30"  
9 mm 0.35 in

16086/500



M 25×55 cm 10"×22"  
8 mm 0.32 in

16086/500

ONDA



M 10×30 cm 4"×22"  
8 mm 0.32 in

16086

RODAPÉ  
BULLNOSE



7,5×25 cm 3"×10"  
8 mm 0.32 in

16086/050



20×120 cm RTF  
8"×47" RTF  
9 mm 0.35 in

9040



30×60 cm RTF  
12"×24"  
8 mm 0.32 in

9040

MOSAICO 36  
MOSAIC 36



33×33 cm  
13"×13"  
8 mm 0.32 in

9040/640

MOSAICO HEX  
REGULAR  
MOSAIC HEX  
REGULAR



33×30 cm  
13"×12"  
8 mm 0.32 in

9040/720

MOSAICO PICKET  
MOSAIC PICKET



29×29 cm  
11.5"×11.5"  
8 mm 0.32 in

9040/614

MOSAICO METRIC  
MOSAIC METRICS



29×29 cm  
11.5"×11.5"  
8 mm 0.32 in

9040/624

RODAPÉ  
BULLNOSE



8×120 cm RTF ROD  
3.15"×47" RTF ROD  
9 mm 0.35 in

8×60 cm RTF ROD  
3.15"×24" RTF ROD  
8 mm 0.32 in

9040



20×120 cm RTF  
8"×47" RTF  
9 mm 0.35 in


9041



30×60 cm RTF  
12"×24"  
8 mm 0.32 in

9041

MOSAICO 36  
MOSAIC 36



33×33 cm  
13"×13"  
8 mm 0.32 in

9041/640

MOSAICO HEX  
REGULAR  
MOSAIC HEX  
REGULAR



33×30 cm  
13"×12"  
8 mm 0.32 in

9041/720

MOSAICO PICKET  
MOSAIC PICKET



29×29 cm  
11.5"×11.5"  
8 mm 0.32 in

9041/614

MOSAICO METRIC  
MOSAIC METRICS



29×29 cm  
11.5"×11.5"  
8 mm 0.32 in

9041/624

RODAPÉ  
BULLNOSE



8×120 cm RTF ROD  
3.15"×47" RTF ROD  
9 mm 0.35 in

8×60 cm RTF ROD  
3.15"×24" RTF ROD  
8 mm 0.32 in

9041

RTF = Retificado  
RTF = Rectified



MARBLE  
EFFECT

COLEÇÕES COLLECTIONS  
FOSSIL



CINZA ESCURO DARK GREY



M 25×75 cm 10"×30"  
9 mm 0.35 in

16088  
00 VARIAÇÕES GRÁFICAS  
00 GRAPHIC VARIATIONS



M 25×55 cm 10"×22"  
8 mm 0.32 in

16088



M 25×75 cm 10"×30"  
9 mm 0.35 in

16088/500



M 25×55 cm 10"×22"  
8 mm 0.32 in

16088/500

ONDA

ONDA



M 10×30 cm 4"×22"  
8 mm 0.32 in

16088

RODAPÉ  
BULLNOSE



7,5×25 cm 3"×10"  
8 mm 0.32 in

16088/050

NATURAL NATURAL



M 25×75 cm 10"×30"  
9 mm 0.35 in

16089  
00 VARIAÇÕES GRÁFICAS  
00 GRAPHIC VARIATIONS



M 25×55 cm 10"×22"  
8 mm 0.32 in

16089



M 25×75 cm 10"×30"  
9 mm 0.35 in

16089/500



M 25×55 cm 10"×22"  
8 mm 0.32 in

16089/500

ONDA

ONDA



M 10×30 cm 4"×22"  
8 mm 0.32 in

16089

RODAPÉ  
BULLNOSE



7,5×25 cm 3"×10"  
8 mm 0.32 in

16089/050



PALISSANDRO



20×120 cm RTF  
8"×47" RTF  
9 mm 0.35 in

9043



30×60 cm RTF  
12"×24"  
8 mm 0.32 in

9043

MOSAICO 36  
MOSAIC 36



33×33 cm  
13"×13"  
8 mm 0.32 in

9043/640

MOSAICO HEX  
REGULAR  
MOSAIC HEX  
REGULAR



33×30 cm  
13"×12"  
8 mm 0.32 in

9043/720

MOSAICO PICKET  
MOSAIC PICKET



29×29 cm  
11.5"×11.5"  
8 mm 0.32 in

9043/614

MOSAICO METRIC  
MOSAIC METRICS



29×29 cm  
11.5"×11.5"  
8 mm 0.32 in

9043/624

RODAPÉ  
BULLNOSE



8×120 cm RTF ROD  
3.15"×47" RTF ROD

9 mm 0.35 in

8×60 cm RTF ROD  
3.15"×24" RTF ROD

8 mm 0.32 in

9043



20×120 cm RTF  
8"×47" RTF  
9 mm 0.35 in

9044



30×60 cm RTF  
12"×24"  
8 mm 0.32 in

9044

MOSAICO 36  
MOSAIC 36



33×33 cm  
13"×13"  
8 mm 0.32 in

9044/640

MOSAICO HEX  
REGULAR  
MOSAIC HEX  
REGULAR



33×30 cm  
13"×12"  
8 mm 0.32 in

9044/720

MOSAICO PICKET  
MOSAIC PICKET



29×29 cm  
11.5"×11.5"  
8 mm 0.32 in

9044/614

MOSAICO METRIC  
MOSAIC METRICS



29×29 cm  
11.5"×11.5"  
8 mm 0.32 in

9044/624

RODAPÉ  
BULLNOSE



8×120 cm RTF ROD  
3.15"×47" RTF ROD

9 mm 0.35 in

8×60 cm RTF ROD  
3.15"×24" RTF ROD

8 mm 0.32 in




9044

RTF = Retificado  
RTF = Rectified





PALISSANDRO | CINZA ESCURO DARK GREY | 60x120cm 8°x47° | 9043

EMBALAGENS E PESOS \ PACKING AND WEIGHT1					EMB001 Rev 91/1122				
Formato Size		Caixa Box 			Paleta Pallet 				
		Pcs. Stk.	m² / m	kg	Caixa / Paleta Box / Pallet	m²	Net. kg	Brut. kg	 cm
REVESTIMENTO WALL TILES									
Onda	M25×75×0,9cm	7	1,3125 m <sup>2</sup>	21,00	42	55,1250	882	907	120×80×90
	M25×55×0,8cm	10	1,3750 m <sup>2</sup>	18,29	48	66,0000	878	903	120×80×90
	M10×30×0,8 cm	30	0,9000 m <sup>2</sup>	11,52	88	79,2000	1.014	1.039	120×80×93
	M25×75×0,9cm	7	1,3125 m <sup>2</sup>	21,00					
	M25×55×0,8cm	10	1,3750 m <sup>2</sup>	18,90					
Rodapé Bullnose	7,5×25×0,8cm	44	11,0000 m	11,04					
PAVIMENTO FLOOR TILES									
Natural Natural	20×120×0,9cm RTF	6	1,4400 m <sup>2</sup>	26,40	36	51,8400	950	975	120×80×77
	30×60×0,8 cm RTF	7	1,2600 m <sup>2</sup>	22,30	40	50,4000	892	917	120×80×75
Mosaico 36 Mosaic 36	33×33×0,8cm	9	0,9801m <sup>2</sup>	16,60					
Mosaico HEX Reg. Mosaic HEX Reg.	33×30×0,8 cm	9	0,8140 m <sup>2</sup>	12,50					
Mosaico Picket Mosaic Picket	29×29×0,8 cm	9	0,6714 m <sup>2</sup>	11,70					
Mosaico Metrics Mosaic Metrics	29×29×0,8cm	9	0,7668 m <sup>2</sup>	12,13					
Rodapé Bullnose	8×120 cm RTF ROD	10	12,0000 m	18,02					
	8×60 cm RTF ROD	22	13,2000 m	19,61					



PALISSANDRO

PALISSANDRO | NATURAL NATURAL | 30x60cm 12"x24" | 9044





# AGATA

**3** CORES  
COLOURS

**3** FORMATOS REVESTIMENTO  
WALL TILES SIZES

**3** ESTRUTURAS  
STRUCTURES

**4** FORMATOS PAVIMENTO  
FLOOR TILES SIZES

**2** MOSAICOS  
MOSAICS

**A sumptuosa elegância do sonho  
em imaginários simples e elegantes!**

The sumptuous elegance of the dream,  
in simple or elegant imaginaries!

**AGATA BRANCO** AGATA WHITE  
**30×90 cm RTF** 12"×35" RTF | 16060  
**30×90 cm RTF** 12"×35" RTF | Leaf | 16060/650  
**60×60 cm** 24"×24" | 8950



MARBLE  
EFFECT

COLEÇÕES COLLECTIONS  
PURE



BRANCO WHITE



30×90 cm RTF 12"×35" RTF  
10 mm 0.39 in

16060  
19 VARIAÇÕES GRÁFICAS  
19 GRAPHIC VARIATIONS



30×90 cm RTF 12"×35" RTF  
10 mm 0.39 in

16060/450

MISTRAL



30×90 cm RTF 12"×35" RTF  
10 mm 0.39 in

16060/650

LEAF



M 25×55 cm 10"×22"  
8 mm 0.32 in

16060  
23 VARIAÇÕES GRÁFICAS  
23 GRAPHIC VARIATIONS



M 25×55 cm 10"×22"  
8 mm 0.32 in

16060/500  
35 VARIAÇÕES GRÁFICAS  
35 GRAPHIC VARIATIONS

ONDA



M 10×30 cm 4"×22"  
8 mm 0.32 in

16060  
ATÉ 40 VARIAÇÕES GRÁFICAS  
UP TO 40 GRAPHIC VARIATIONS

RODAPÉ  
BULLNOSE



7,5×25 cm 3"×10"  
8 mm 0.32 in

16060/050

AZUL BLUE



30×90 cm RTF 12"×35" RTF  
10 mm 0.39 in

16061  
10 VARIAÇÕES GRÁFICAS  
10 GRAPHIC VARIATIONS



30×90 cm RTF 12"×35" RTF  
10 mm 0.39 in

16061/450

MISTRAL



30×90 cm RTF 12"×35" RTF  
10 mm 0.39 in

16061/650

LEAF



M 25×55 cm 10"×22"  
8 mm 0.32 in

16061  
10 VARIAÇÕES GRÁFICAS  
10 GRAPHIC VARIATIONS



M 25×55 cm 10"×22"  
8 mm 0.32 in

16061/500  
35 VARIAÇÕES GRÁFICAS  
35 GRAPHIC VARIATIONS

ONDA



M 10×30 cm 4"×22"  
8 mm 0.32 in

16061  
ATÉ 40 VARIAÇÕES GRÁFICAS  
UP TO 40 GRAPHIC VARIATIONS

RODAPÉ  
BULLNOSE



7,5×25 cm 3"×10"  
8 mm 0.32 in

16061/050

RTF = Retificado  
RTF = Rectified



60×60 cm 24"×24"  
8 mm 0.32 in

8950  
15 VARIAÇÕES GRÁFICAS  
15 GRAPHIC VARIATIONS



30×60 cm 12"×24"  
8 mm 0.32 in

8950  
60 VARIAÇÕES GRÁFICAS  
60 GRAPHIC VARIATIONS



M 30×30 cm 12"×12"  
8 mm 0.32 in

8950  
33 VARIAÇÕES GRÁFICAS  
33 GRAPHIC VARIATIONS



M 10×30 cm 4"×12"  
8 mm 0.32 in

8950  
ATÉ 40 VARIAÇÕES GRÁFICAS  
UP TO 40 GRAPHIC VARIATIONS

MOSAICO 36  
MOSAIC 36



33×33 cm 13"×13"  
8 mm 0.32 in

8950/640

MOSAICO HEX REGULAR  
MOSAIC HEX REGULAR



33×30 cm 13"×12"  
8 mm 0.32 in

8950/720

RODAPÉ  
BULLNOSE

M 10×30 cm 4"×12"  
8 mm 0.32 in

8950/050



60×60 cm 24"×24"  
8 mm 0.32 in

8951  
15 VARIAÇÕES GRÁFICAS  
15 GRAPHIC VARIATIONS



30×60 cm 12"×24"  
8 mm 0.32 in

8951  
60 VARIAÇÕES GRÁFICAS  
60 GRAPHIC VARIATIONS



M 30×30 cm 12"×12"  
8 mm 0.32 in


8951  
30 VARIAÇÕES GRÁFICAS  
33 GRAPHIC VARIATIONS



M 10×30 cm 4"×12"  
8 mm 0.32 in

8951  
ATÉ 40 VARIAÇÕES GRÁFICAS  
UP TO 40 GRAPHIC VARIATIONS


MOSAICO 36  
MOSAIC 36



33×33 cm 13"×13"  
8 mm 0.32 in

8951/640

MOSAICO HEX REGULAR  
MOSAIC HEX REGULAR



33×30 cm 13"×12"  
8 mm 0.32 in

8951/720

RODAPÉ  
BULLNOSE

M 10×30 cm 4"×12"  
8 mm 0.32 in

8951/050





MARBLE  
EFFECT

COLEÇÕES COLLECTIONS  
PURE



V4

CINZA GREY



30×90 cm RTF 12"×35" RTF

 10 mm 0.39 in

16062  
19 VARIAÇÕES GRÁFICAS  
19 GRAPHIC VARIATIONS



30×90 cm RTF 12"×35" RTF

 10 mm 0.39 in

16062/450

MISTRAL



30×90 cm RTF 12"×35" RTF

 10 mm 0.39 in

16062/650

LEAF



M 25×55 cm 10"×22"

 8 mm 0.32 in

16062  
23 VARIAÇÕES GRÁFICAS  
23 GRAPHIC VARIATIONS



M 25×55 cm 10"×22"

 8 mm 0.32 in

16062/500  
35 VARIAÇÕES GRÁFICAS  
35 GRAPHIC VARIATIONS

ONDA



M 10×30 cm 4"×22"

 8 mm 0.32 in

16062  
ATÉ 40 VARIAÇÕES GRÁFICAS  
UP TO 40 GRAPHIC VARIATIONS

RODAPÉ  
BULLNOSE



7,5×25 cm 3"×10"

 8 mm 0.32 in

16062/050



AGATA CINZA AGATA GREY | 60×60 cm 24"×24" | 8952

RTF = Retificado  
RTF = Rectified



V4426-2919-21


AGATA



60×60 cm 24"×24"

 8 mm 0.32 in

8952  
15 VARIAÇÕES GRÁFICAS  
15 GRAPHIC VARIATIONS



30×60 cm 12"×24"

 8 mm 0.32 in

8952  
60 VARIAÇÕES GRÁFICAS  
60 GRAPHIC VARIATIONS



M 30×30 cm 12"×12"

 8 mm 0.32 in

8952  
33 VARIAÇÕES GRÁFICAS  
33 GRAPHIC VARIATIONS



M 10×30 cm 4"×12"

 8 mm 0.32 in

8952  
ATÉ 40 VARIAÇÕES GRÁFICAS  
UP TO 40 GRAPHIC VARIATIONS

MOSAICO 36  
MOSAIC 36



33×33 cm 13"×13"

 8 mm 0.32 in

8952/640

MOSAICO HEX REGULAR  
MOSAIC HEX REGULAR



33×30 cm 13"×12"

 8 mm 0.32 in

8952/720




RODAPÉ  
BULLNOSE

M 10×30 cm 4"×12"

 8 mm 0.32 in

8952/050



EMBALAGENS E PESOS PACKING AND WEIGHTS					EMB001 Rev 91/1122				
Formato Size	Caixa Box 			Paleta Pallet 					
	Pcs. Stk.	m² / m	kg	Caixa / Paleta Box / Pallet	m²	Net. kg	Brut. kg	 cm	
REVESTIMENTO WALL TILES									
	30×90×1 cm RTF 298×898 mm	4	1,0800 m²	19,25	48	51,8400	924	949	120×100×85
	M25×55×0,8 cm	10	1,3750 m²	18,29	48	66,0000	878	903	120×80×90
	M10×30×0,8 cm	30	0,9000 m²	11,52	88	79,2000	1.014	1.039	120×80×93
Mistral · Wind · Leaf	30×90×1 cm RTF 298×898 mm	4	1,0800 m²	19,25					
Onda	M25×55×0,8 cm	10	1,3750 m²	18,90					
Rodapé Bullnose	7,5×25×0,8 cm	44	11,0000 m	11,04					
PAVIMENTO FLOOR TILES									
Natural Natural	60×60×0,8 cm	4	1,4400 m²	24,94	32	46,0800	798	823	120×80×74
	30×60×0,8 cm	7	1,2600 m²	21,79	40	50,4000	872	897	120×80×75
	M30×30×0,8 cm	14	1,2600 m²	22,80	46	57,96	1.049	1.074	120×80×73
	M10×30×0,8 cm	42	1,2600 m²	20,93	48	60,4800	1.005	1.030	120×80×73
Mosaico 36 Mosaic 36	33×33×0,8 cm	9	0,9801 m²	16,60					
Mosaico HEX Reg. Mosaic HEX Reg.	33×30×0,8 cm	9	0,8140 m²	12,50					
Rodapé Bullnose	M10×30×0,8 cm	42	12,6000 m	19,61					





# DOLOMITE BIANCO

**4** FORMATOS REVESTIMENTO  
WALL TILES SIZES

**5** ESTRUTURAS  
STRUCTURES

**6** FORMATOS PAVIMENTO  
FLOOR TILES SIZES

**5** MOSAICOS  
MOSAICS

**Autenticidade, pureza e luz única!**

Unique candour, purity and light!

**DOLOMITE BIANCO**  
**30×90 cm RTF** 12"×35" RTF | 16053  
**30×90 cm RTF** 12"×35" RTF | Leaf | 16053/650  
**60×60 cm** 24"×24" | 9263



MARBLE  
EFFECT

COLEÇÕES COLLECTIONS  
GLAM · MARBELLOUS

DOLOMITE BIANCO



30×90 cm RTF 12"×35" RTF

10 mm 0.39 in

16053 MARBELLOUS

23 VARIAÇÕES GRÁFICAS  
23 GRAPHIC VARIATIONS




30×90 cm RTF 12"×35" RTF

10 mm 0.39 in

LEAF

16053/650 MARBELLOUS



M 25×75 cm 10"×30"

9 mm 0.35 in

4100 GLAM

21 VARIAÇÕES GRÁFICAS  
21 GRAPHIC VARIATIONS



M 25×55 cm 10"×22"

8 mm 0.32 in

4100 GLAM

26 VARIAÇÕES GRÁFICAS  
26 GRAPHIC VARIATIONS

RODAPÉ BULLNOSE



7,5×25 cm 3"×10"

8 mm 0.32 in

4100/080 GLAM

RTF = Retificado  
RTF = Rectified



30×90 cm RTF 12"×35" RTF

10 mm 0.39 in

MISTRAL

16053/450 MARBELLOUS



M 25×75 cm 10"×30"

9 mm 0.35 in

ONDA

4100/500 GLAM



M 25×55 cm 10"×22"

8 mm 0.32 in

ONDA

4100/500 GLAM

QUARTER ROUND QUARTER ROUND



3×25 cm 1.18"×10"

8 mm 0.32 in

4100/080 GLAM



30×90 cm RTF 12"×35" RTF

10 mm 0.39 in

WIND

16053/550 MARBELLOUS



M 10×30 cm 4"×22"

8 mm 0.32 in

16053 MARBELLOUS

ATÉ 40 VARIAÇÕES GRÁFICAS  
UP TO 40 GRAPHIC VARIATIONS

# DOLOMITE BIANCO

DOLOMITE BIANCO | M 25 × 55 cm 10" × 22" | 4100

EMBALAGENS E PESOS PACKING AND WEIGHTS								
EMB001 Rev 91/1122								
Formato Size	Caixa Box			Paleta Pallet				
	Pcs. Stk.	m² / m	kg	Caixa / Paleta Box / Pallet	m²	Net. kg	Brut. kg	cm
REVESTIMENTO WALL TILES								
30×90×1 cm RTF 298×898 mm	4	1,0800 m²	19,25	48	51,8400	924	949	120×100×85
	7	1,3125 m²	21,00	42	55,125	882	907	120×80×90
	10	1,3750 m²	18,29	48	66,0000	878	903	120×80×90
	30	0,9000 m²	11,52	88	79,2000	1.014	1.039	120×80×93
Mistral · Wind · Leaf	4	1,0800 m²	19,25					
Onda	7	1,3125 m²	21,00					
Onda	10	1,3750 m²	18,90					
Rodapé Bullnose	44	11,0000 m	11,04					
Quarter Round Quarter Round	12	3,0000 m	1,23					



MARBLE  
EFFECT

COLEÇÕES COLLECTIONS  
GLAM · MARBELLOUS DOLOMITE BIANCO

NAT

DCOF

96

55

>0.42



60×60 cm RTF 24"×24" RTF

8 mm 0.32 in

9263 MARBELLOUS

12 VARIAÇÕES GRÁFICAS  
12 GRAPHIC VARIATIONS



60×60 cm 24"×24"

8 mm 0.32 in

9263 MARBELLOUS




30×60 cm 12"×24"

8 mm 0.32 in

9070 GLAM

29 VARIAÇÕES GRÁFICAS  
29 GRAPHIC VARIATIONS



M30×30 cm 12"×12"

8 mm 0.32 in

9263 MARBELLOUS

35 VARIAÇÕES GRÁFICAS  
35 GRAPHIC VARIATIONS




M10×30 cm 4"×12"

8 mm 0.32 in

9070 GLAM

50 VARIAÇÕES GRÁFICAS  
50 GRAPHIC VARIATIONS

MOSAICO MURETO  
MOSAIC MURETO



32,5×60 cm 13"×24"

8 mm 0.32 in

NAT

9070/012 GLAM

MOSAICO HEX REGULAR  
MOSAIC HEX REGULAR



33×30 cm 13"×12"

8 mm 0.32 in

9070/720

MOSAICO IRREGULAR  
MOSAIC IRREGULAR



30×30 cm 12"×12"

8 mm 0.32 in

9070/920

MOSAICO 36  
MOSAIC 36




33×33 cm 13"×13"

8 mm 0.32 in

9263/640

MOSAICO BLOCO 12  
MOSAIC BLOCK 12



27×30 cm 11"×12"

8 mm 0.32 in

9263/412 MARBELLOUS

RODAPÉ  
BULLNOSE



8×60 cm ROD 3.15"×24" ROD

8 mm 0.32 in

9263 MARBELLOUS

RTF = Retificado  
RTF = Rectified

DOLOMITE  
BIANCO

DOLOMITE BIANCO | 30×60 cm 12"×24" | 9070

EMBALAGENS E PESOS PACKING AND WEIGHTS

EMB001 Rev 91/1122

Formato Size		Caixa Box			Paleta Pallet				
		Pcs. Stk.	m² / m	kg	Caixa / Paleta Box / Pallet	m²	Net. kg	Brut. kg	cm
PAVIMENTO FLOOR TILES									
Natural Natural	60×60×0,8 cm RTF 598×598 mm	4	1,4400 m²	25,92	32	46,0800	829	854	120×80×74
	60×60×0,8 cm	4	1,4400 m²	24,94	32	46,0800	798	823	120×80×74
	30×60×0,8 cm	7	1,2600 m²	21,79	40	50,4000	872	897	120×80×75
	M30×30×0,8 cm	14	1,2600 m²	22,80	46	57,96	1.049	1.074	120×80×73
	M10×30×0,8 cm	42	1,2600 m²	20,93	48	60,4800	1.005	1.030	120×80×73
Mosaico Mureto Mosaic Mureto	32,5×60×0,8 cm	6	1,3380m²	24,10					
Mosaico 36 Mosaic 36	33×33×0,8cm	9	0,9801m²	16,60					
Mosaico HEX Reg. Mosaic HEX Reg.	33×30×0,8 cm	9	0,8140 m²	12,50					
Mosaico Irregular Mosaic Irregular	30 × 30 × 0,8 cm	10	0,9000 m²	16,00					
Mosaico Bloco 12 Mosaic Block 12	27×30×0,8 cm	9	0,7290 m²	11,20					
Rodapé Bullnose	8×60×0,8 cm ROD	22	13,2000 m	19,61					





**MARFIL**  
**30×90 cm RTF** 12"×35" RTF | 16051  
**60×60 cm RTF** 24"×24" RTF | 9261  
**Mosaico Bloco** Mosaic Block | **27×30 cm RTF** 11"×12" RTF | 9261/412

# MARFIL

**4** **FORMATOS REVESTIMENTO**  
WALL TILES SIZES

**5** **ESTRUTURAS**  
STRUCTURES

**4** **FORMATOS PAVIMENTO**  
FLOOR TILES SIZES

**4** **MOSAICOS**  
MOSAICS

**Detalhes naturais  
para uma solução que interpreta  
o luxo do mármore  
de forma sofisticada.**

Natural details  
for a solution that interprets  
the luxury of marble  
in a sophisticated way.



MARBLE  
EFFECT

COLEÇÕES COLLECTIONS  
LUXURY · MARBELLOUS

MARFIL



30×90 cm RTF 12"×35" RTF

10 mm 0.39 in

16051 MARBELLOUS

23 VARIAÇÕES GRÁFICAS  
23 GRAPHIC VARIATIONS




30×90 cm RTF 12"×35" RTF

10 mm 0.39 in

LEAF

16051/650 MARBELLOUS




M 25×75 cm 10"×30"

9 mm 0.35 in

6095 LUXURY

21 VARIAÇÕES GRÁFICAS  
21 GRAPHIC VARIATIONS



M 25×55 cm 10"×22"

8 mm 0.32 in

6095 LUXURY

26 VARIAÇÕES GRÁFICAS  
26 GRAPHIC VARIATIONS

RODAPÉ BULLNOSE



7,5×25 cm 3"×10"

8 mm 0.32 in

6095/050 LUXURY

RTF = Retificado  
RTF = Rectified




30×90 cm RTF 12"×35" RTF

10 mm 0.39 in

MISTRAL

16051/450 MARBELLOUS




M 25×75 cm 10"×30"

9 mm 0.35 in

WAVE

6095/400 LUXURY



M 25×55 cm 10"×22"

8 mm 0.32 in

WAVE

6095/400 LUXURY

QUARTER ROUND QUARTER ROUND



3×25 cm 1.18"×10"

8 mm 0.32 in

6095/080 LUXURY



30×90 cm RTF 12"×35" RTF

10 mm 0.39 in

WIND

16051/550 MARBELLOUS



M 10×30 cm 4"×12"

8 mm 0.32 in

MARBELLOUS

ATÉ 40 VARIAÇÕES GRÁFICAS  
UP TO 40 GRAPHIC VARIATIONS

ÂNGULO QUARTER ROUND  
QUARTER ROUND ANGLE



3×3 cm 1.18"×1.18"

8 mm 0.32 in

6095/090 LUXURY

MARFIL

MARFIL 30 × 90 cm RTF 12"×35" | 16051

EMBALAGENS E PESOS PACKING AND WEIGHTS

EMB001 Rev 91/1122

Formato Size		Caixa Box			Palete Pallet				
		Pcs. Stk.	m² / m	kg	Caixa / Paleta Box / Pallet	m²	Net. kg	Brut. kg	cm
REVESTIMENTO WALL TILES									
	30×90×1 cm RTF 298×898 mm	4	1,0800 m²	19,25	48	51,8400	924	949	120×100×85
	M 25×75×0,9 cm	7	1,3125 m²	21,00	42	55,125	882	907	120×80×90
	M25×55×0,8 cm	10	1,3750 m²	18,29	48	66,0000	878	903	120×80×90
	M10×30×0,8 cm	30	0,9000 m²	11,52	88	79,2000	1.014	1.039	120×80×93
Mistral · Wind · Leaf	30×90×1 cm RTF 298×898 mm	4	1,0800 m²	19,25					
	M 25×75×0,9 cm	7	1,3125 m²	21,00					
	M 25×55×0,8 cm	10	1,3750 m²	18,90					
Rodapé Bullnose	7,5×25×0,8 cm	44	11,0000 m	11,04					
Quarter Round Quarter Round	3×25×0,8 cm	12	3,0000 m	1,23					
Ângulo Quarter Round Q. R. Angle	3×3×0,8 cm	4	-	0,07					









# ONYX

## WHITE CLOUD

**3** **FORMATOS REVESTIMENTO**  
WALL TILES SIZES

**3** **ESTRUTURAS**  
STRUCTURES

**4** **FORMATOS PAVIMENTO**  
FLOOR TILES SIZES

**2** **MOSAICOS**  
MOSAICS

**Mármore repleto de personalidade,  
com elegantes e marcantes veios  
que percorrem a superfície cerâmica.**

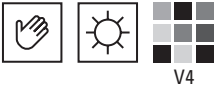
Marble full of personality,  
with elegant and eye-catching veins  
that go through the ceramic surface.

**ONYX - WHITE CLOUD**  
**30×90 cm RTF** 12"×35" RTF | 16083  
**M 10×30 cm** 4"×12" | 16083  
**30×60 cm** 12"×24" | 9423



MARBLE  
EFFECT

COLEÇÕES COLLECTIONS  
SPLENDOR WHITE CLOUD



30×90 cm RTF 12"×35" RTF

 10 mm 0.39 in


16083

SPLENDOR

22 VARIAÇÕES GRÁFICAS  
22 GRAPHIC VARIATIONS



30×90 cm RTF 12"×35" RTF

 10 mm 0.39 in

16083/450

MISTRAL

SPLENDOR



30×90 cm RTF 12"×35" RTF

 10 mm 0.39 in

16083/650

LEAF

SPLENDOR




M 25×55 cm 10"×22"

 8 mm 0.32 in


16083

SPLENDOR

22 VARIAÇÕES GRÁFICAS  
22 GRAPHIC VARIATIONS



M 25×55 cm 10"×22"

 8 mm 0.32 in


16083/500

ONDA

SPLENDOR



M 10×30 cm 4"×12"

 8 mm 0.32 in

16083


SPLENDOR

ATÉ 40 VARIAÇÕES GRÁFICAS  
UP TO 40 GRAPHIC VARIATIONS

RODAPÉ  
BULLNOSE



7,5×25 cm 3"×10"

 8 mm 0.32 in

16083/050

SPLENDOR



WHITE CLOUD | M 25 × 55 cm 10"×22" | 16083

RTF = Retificado  
RTF = Rectified



# ONYX

## WHITE CLOUD




60×60 cm RTF 24"×24" RTF

 8 mm 0.32 in


9423

SPLENDOR

ATÉ 15 VARIAÇÕES GRÁFICAS  
UP TO 15 GRAPHIC VARIATIONS



60×60 cm 24"×24"


 8 mm 0.32 in

9423

SPLENDOR




30×60 cm 12"×24"

 8 mm 0.32 in


9423

SPLENDOR

ATÉ 27 VARIAÇÕES GRÁFICAS  
UP TO 27 GRAPHIC VARIATIONS



M 30×30 cm 12"×12"

 8 mm 0.32 in

9423


SPLENDOR

ATÉ 50 VARIAÇÕES GRÁFICAS  
UP TO 50 GRAPHIC VARIATIONS

MOSAICO 36  
MOSAIC 36



33×33 cm 13"×13"

 8 mm 0.32 in


SPLENDOR

9423/640

MOSAICO HEX REGULAR  
MOSAIC HEX REGULAR




33×30 cm 13"×12"

 8 mm 0.32 in

9423/720




RODAPÉ  
BULLNOSE

M 10×30 cm 4"×12"

 8 mm 0.32 in

9423/050

SPLENDOR

EMBALAGENS E PESOS PACKING AND WEIGHTS					EMB001 Rev 91/1122				
Formato Size		Caixa Box 			Paleta Pallet 				
		Pcs. Stk.	m² / m	kg	Caixa / Paleta Box / Pallet	m²	Net. kg	Brut. kg	 cm
REVESTIMENTO WALL TILES									
	30×90×1 cm RTF 298×898 mm	4	1,0800 m²	19,25	48	51,8400	924	949	120×100×85
	M25×55×0,8 cm	10	1,3750 m²	18,29	48	66,0000	878	903	120×80×90
	M10×30×0,8 cm	30	0,9000 m²	11,52	88	79,2000	1.014	1.039	120×80×93
Mistral · Leaf	30×90×1 cm RTF 298×898 mm	4	1,0800 m²	19,25					
Onda	M25×55×0,8 cm	10	1,3750 m²	18,90					
Rodapé Bullnose	7,5×25×0,8 cm	44	11,0000 m	11,04					
PAVIMENTO FLOOR TILES									
Natural Natural	60×60×0,8 cm RTF 598×598 mm	4	1,4400 m²	25,92	32	46,0800	829	854	120×80×74
	60×60×0,8 cm	4	1,4400 m²	24,94	32	46,0800	798	823	120×80×74
	30×60×0,8 cm	7	1,2600 m²	21,79	40	50,4000	872	897	120×80×75
	M30×30×0,8 cm	14	1,2600 m²	22,80	46	57,96	1.049	1.074	120×80×73
Mosaico 36 Mosaic 36	33×33×0,8 cm	9	0,9801 m²	16,60					
Mosaico HEX Reg. Mosaic HEX Reg.	33×30×0,8 cm	9	0,8140 m²	12,50					
Rodapé Bullnose	M10×30×0,8 cm	42	12,6000 m	19,61					





# ONYX

## ONICE BIANCO

**4** FORMATOS REVESTIMENTO  
WALL TILES SIZES

**4** ESTRUTURAS  
STRUCTURES

**5** FORMATOS PAVIMENTO  
FLOOR TILES SIZES

**5** MOSAICOS  
MOSAICS

**A delicada renovação temporal,  
a beleza da idade e a serenidade  
para além do tempo!**

Presents the smoothness of a long time  
changing, the beauty of the age  
and the serenity beyond time!

**ONYX ONICE BIANCO**  
**30×90 cm RTF** 12"×35" RTF | 16054  
**30×90 cm RTF** 12"×35" RTF | Mistral | 16054/450  
**60×60 cm RTF** 24"×24" RTF | 9264



MARBLE EFFECT COLEÇÕES COLLECTIONS GLAM · MARBELLOUS ONICE BIANCO



30×90 cm RTF 12"×35" RTF  
10 mm 0.39 in

16054 MARBELLOUS 27 VARIAÇÕES GRÁFICAS 27 GRAPHIC VARIATIONS



30×90 cm RTF 12"×35" RTF  
10 mm 0.39 in

16054/450 MARBELLOUS



30×90 cm RTF 12"×35" RTF  
10 mm 0.39 in

16054/650 MARBELLOUS



30×90 cm RTF 12"×35" RTF  
10 mm 0.39 in

16054/550 MARBELLOUS



M 25×75 cm 10"×30"  
9 mm 0.35 in

4101 GLAM 31 VARIAÇÕES GRÁFICAS 31 GRAPHIC VARIATIONS



M 25×75 cm 10"×30"  
9 mm 0.35 in

4101/500 GLAM



M 25×55 cm 10"×22"  
8 mm 0.32 in

4101 GLAM 31 VARIAÇÕES GRÁFICAS 31 GRAPHIC VARIATIONS



M 25×55 cm 10"×22"  
8 mm 0.32 in

4101/500 GLAM



M 10×30 cm 4"×12"  
8 mm 0.32 in

16054 MARBELLOUS ATÉ 29 VARIAÇÕES GRÁFICAS UP TO 29 GRAPHIC VARIATIONS






RODAPÉ BULLNOSE  
7,5×25 cm 3"×10"  
8 mm 0.32 in

4101/050 GLAM

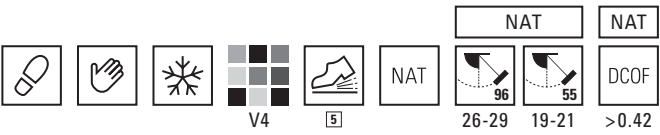


QUARTER ROUND QUARTER ROUND  
3×25 cm 1.18"×10"  
8 mm 0.32 in

4101/080 GLAM

EMBALAGENS E PESOS PACKING AND WEIGHTS								EMB001 Rev 91/1122		
Formato Size	Caixa Box 			Paleta Pallet 						
	Pcs. Stk.	m² / m	kg	Caixa / Paleta Box / Pallet	m²	Net. kg	Brut. kg	 cm		
REVESTIMENTO WALL TILES										
	30×90×1 cm RTF 298×898 mm	4	1,0800 m²	19,25	48	51,8400	924	949	120×100×85	
	M 25×75×0,9 cm	7	1,3125 m²	21,00	42	55,125	882	907	120×80×90	
	M 25×55×0,8 cm	10	1,3750 m²	18,29	48	66,0000	878	903	120×80×90	
	M 10×30×0,8 cm	30	0,9000 m²	11,52	88	79,2000	1.014	1.039	120×80×93	
Mistral · Wind · Leaf	30×90×1 cm RTF 298×898 mm	4	1,0800 m²	19,25						
	Onda	M 25×75×0,9 cm	7	1,3125 m²						21,00
Onda	M 25×55×0,8 cm	10	1,3750 m²	18,90						
Rodapé Bullnose	7,5×25×0,8 cm	44	11,0000 m	11,04						
Quarter Round	Quarter Round	3×25×0,8 cm	12	3,0000 m						1,23

RTF = Retificado  
RTF = Rectified



60×60 cm RTF 24"×24" RTF  
8 mm 0.32 in

9264 MARBELLOUS 22 VARIAÇÕES GRÁFICAS 22 GRAPHIC VARIATIONS



60×60 cm 24"×24"  
8 mm 0.32 in

9264 MARBELLOUS



30×60 cm 12"×24"  
8 mm 0.32 in

9071 GLAM 23 VARIAÇÕES GRÁFICAS 23 GRAPHIC VARIATIONS



M 30×30 cm 12"×12"  
8 mm 0.32 in

9264 MARBELLOUS 86 VARIAÇÕES GRÁFICAS 86 GRAPHIC VARIATIONS




M 10×30 cm 4"×12"  
8 mm 0.32 in

9071 GLAM 44 VARIAÇÕES GRÁFICAS 44 GRAPHIC VARIATIONS



MOSAICO MURETO MOSAIC MURETO



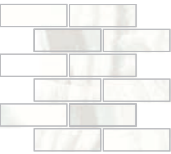
MOSAICO 36 MOSAIC 36



MOSAICO HEX REGULAR MOSAIC HEX REGULAR



MOSAICO IRREGULAR MOSAIC IRREGULAR



MOSAICO BLOCO 12 MOSAIC BLOCK 12

32,5×60 cm 13"×24"  
8 mm 0.32 in

GLAM

9071/012

33×33 cm 13"×13"  
8 mm 0.32 in

MARBELLOUS

9264/640

33×30 cm 13"×12"  
8 mm 0.32 in

MARBELLOUS

9264/720

30×30 cm 12"×12"  
8 mm 0.32 in

GLAM

9071/920

27×30 cm 11"×12"  
8 mm 0.32 in

MARBELLOUS




9264/412



RODAPÉ BULLNOSE

8×60 cm ROD 3.15"×24" ROD  
8 mm 0.32 in

9264 MARBELLOUS

EMBALAGENS E PESOS PACKING AND WEIGHTS					EMB001 Rev 91/1122				
Formato Size	Caixa Box 			Paleta Pallet 					
	Pcs. Stk.	m² / m	kg	Caixa / Paleta Box / Pallet	m²	Net. kg	Brut. kg	 cm	
PAVIMENTO FLOOR TILES									
Natural Natural	60×60×0,8 cm RTF 598×598 mm	4	1,4400 m²	25,92	32	46,0800	829	854	120×80×74
	60×60×0,8 cm	4	1,4400 m²	24,94	32	46,0800	798	823	120×80×74
	30×60×0,8 cm	7	1,2600 m²	21,79	40	50,4000	872	897	120×80×75
	M30×30×0,8 cm	14	1,2600 m²	22,80	46	57,96	1.049	1.074	120×80×73
	M10×30×0,8 cm	42	1,2600 m²	20,93	48	60,4800	1.005	1.030	120×80×73
Mosaico Mureto Mosaic Mureto	32,5×60×0,8 cm	6	1,3380m²	24,10					
Mosaico 36 Mosaic 36	33×33×0,8cm	9	0,9801m²	16,60					
Mosaico HEX Reg. Mosaic HEX Reg.	33×30×0,8 cm	9	0,8140 m²	12,50					
Mosaico Irregular Mosaic Irregular	30 × 30 × 0,8 cm	10	0,9000 m²	16,00					
Mosaico Bloco 12 Mosaic Block 12	27×30×0,8 cm	9	0,7290 m²	11,20					
Rodapé Bullnose	8×60×0,8 cm ROD	22	13,2000 m	19,61					





# ONYX

## ÓNIX BRANCO

**3** **FORMATOS REVESTIMENTO**  
WALL TILES SIZES

**3** **ESTRUTURAS**  
STRUCTURES

**4** **FORMATOS PAVIMENTO**  
FLOOR TILES SIZES

**2** **MOSAICOS**  
MOSAICS

**Um mármore com leves veios  
torna-se o perfeito exemplo  
de sofisticação e requinte.**

A marble with light veins becomes  
the perfect example of sophistication  
and refinement.

ONYX ÓNIX BRANCO | **M25x55 cm** 10"x22" | 16063  
IMAGINE SOUL | CAFÉ COFFEE | **16x99 cm RTF** 6"x39" RTF | 9103  
ONYX ÓNIX BRANCO | **30x60 cm** 12"x24" | 8953



MARBLE  
EFFECT

COLEÇÕES COLLECTIONS  
PURE  
ÔNIX BRANCO ONYX WHITE



30×90 cm RTF 12"×35" RTF  
10 mm 0.39 in

16063  
22 VARIAÇÕES GRÁFICAS  
22 GRAPHIC VARIATIONS

PURE




30×90 cm RTF 12"×35" RTF  
10 mm 0.39 in

16063/450  
MISTRAL  
PURE



30×90 cm RTF 12"×35" RTF  
10 mm 0.39 in

16063/650  
LEAF  
PURE



M25×55 cm 10"×22"  
8 mm 0.32 in

16063  
22 VARIAÇÕES GRÁFICAS  
22 GRAPHIC VARIATIONS

PURE



M25×55 cm 10"×22"  
8 mm 0.32 in

16063/500  
ONDA  
PURE

PURE



M 10×30 cm 4"×12"  
8 mm 0.32 in

16063  
ATÉ 40 VARIAÇÕES GRÁFICAS  
UP TO 40 GRAPHIC VARIATIONS

PURE

RODAPÉ  
BULLNOSE



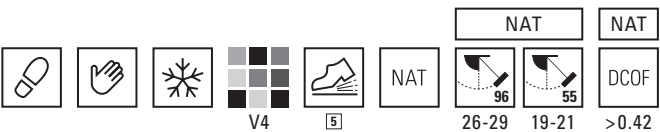
7,5×25 cm 3"×10"  
8 mm 0.32 in

16063/050  
PURE



ONYX ÔNIX BRANCO | M25×55cm 12"×22" | 16063

RTF = Retificado  
RTF = Rectified



60×60 cm 24"×24"  
8 mm 0.32 in

8953  
15 VARIAÇÕES GRÁFICAS  
15 GRAPHIC VARIATIONS


PURE



30×60 cm 12"×24"  
8 mm 0.32 in

8953  
60 VARIAÇÕES GRÁFICAS  
60 GRAPHIC VARIATIONS

PURE



M30×30 cm 12"×12"  
8 mm 0.32 in

8953  
33 VARIAÇÕES GRÁFICAS  
33 GRAPHIC VARIATIONS

PURE




M10×30 cm 4"×12"  
8 mm 0.32 in

8953  
ATÉ 40 VARIAÇÕES GRÁFICAS  
UP TO 40 GRAPHIC VARIATIONS

PURE

MOSAICO 36  
MOSAIC 36



33×33 cm 13"×13"  
8 mm 0.32 in

8953/640  
PURE

MOSAICO HEX REGULAR  
MOSAIC HEX REGULAR






33×30 cm 13"×12"  
8 mm 0.32 in

8953/720  
PURE

RODAPÉ  
BULLNOSE

M 10×30 cm 4"×12"  
8 mm 0.32 in

8953/050  
PURE

EMBALAGENS E PESOS PACKING AND WEIGHTS					EMB001 Rev 91/1122				
Formato Size		Caixa Box 			Paleta Pallet 				
		Pcs. Stk.	m² / m	kg	Caixa / Paleta Box / Pallet	m²	Net. kg	Brut. kg	 cm
REVESTIMENTO WALL TILES									
	30×90×1 cm RTF 298×898 mm	4	1,0800 m²	19,25	48	51,8400	924	949	120×100×85
	M25×55×0,8 cm	10	1,3750 m²	18,29	48	66,0000	878	903	120×80×90
	M10×30×0,8 cm	30	0,9000 m²	11,52	88	79,2000	1.014	1.039	120×80×93
Mistral · Leaf	30×90×1 cm RTF 298×898 mm	4	1,0800 m²	19,25					
Onda	M25×55×0,8 cm	10	1,3750 m²	18,90					
Rodapé Bullnose	7,5×25×0,8 cm	44	11,0000 m	11,04					
PAVIMENTO FLOOR TILES									
Natural Natural	60×60×0,8 cm	4	1,4400 m²	24,94	32	46,0800	798	823	120×80×74
	30×60×0,8 cm	7	1,2600 m²	21,79	40	50,4000	872	897	120×80×75
	M30×30×0,8 cm	14	1,2600 m²	22,80	46	57,96	1.049	1.074	120×80×73
	M10×30×0,8 cm	42	1,2600 m²	20,93	48	60,4800	1.005	1.030	120×80×73
Mosaico 36 Mosaic 36	33×33×0,8 cm	9	0,9801 m²	16,60					
Mosaico HEX Reg. Mosaic HEX Reg.	33×30×0,8 cm	9	0,8140 m²	12,50					
Rodapé Bullnose	M10×30×0,8 cm	42	12,6000 m	19,61					





AMANI  
PRATA SILVER | M 10×30 cm 4"×12" | 9115  
AREIA CLARO LIGHT SAND | 30×60 cm 12"×24" | 9113

# AMANI

4 CORES  
COLLOURS

4 FORMATOS REVESTIMENTO  
WALL TILES SIZES

5 ESTRUTURAS  
STRUCTURES

4 FORMATOS PAVIMENTO  
FLOOR TILES SIZES

4 MOSAICOS  
MOSAICS

Esteticamente belo  
e design intemporal!


Beautiful aesthetically  
and timeless design!



MARBLE  
EFFECT

COLEÇÕES COLLECTIONS  
PORTO

AREIA CLARO LIGHT SAND



M 25×55 cm 10"×22"

8 mm 0.32 in

6132 PORTO

ATÉ 14 VARIAÇÕES GRÁFICAS  
UP TO 14 GRAPHIC VARIATIONS



M 25×55 cm 10"×22"

8 mm 0.32 in

6132/500 PORTO ONDA

RODAPÉ  
BULLNOSE



7,5×25 cm 3"×10"

8 mm 0.32 in

6132/050 PORTO



BRANCO WHITE



M 25×55 cm 10"×22"

8 mm 0.32 in

6133 PORTO

ATÉ 14 VARIAÇÕES GRÁFICAS  
UP TO 14 GRAPHIC VARIATIONS



M 25×55 cm 10"×22"

8 mm 0.32 in

6133/500 PORTO ONDA

RODAPÉ  
BULLNOSE



7,5×25 cm 3"×10"

8 mm 0.32 in

6133/050 PORTO

PRATA SILVER




M 25×55 cm 10"×22"

8 mm 0.32 in

6134 PORTO

ATÉ 14 VARIAÇÕES GRÁFICAS  
UP TO 14 GRAPHIC VARIATIONS



M 25×55 cm 10"×22"

8 mm 0.32 in

6134/500 PORTO ONDA

RODAPÉ  
BULLNOSE



7,5×25 cm 3"×10"

8 mm 0.32 in

6134/050 PORTO

AMANI



30×60 cm 12"×24"

8 mm 0.32 in

9113 PORTO

12 VARIAÇÕES GRÁFICAS  
12 GRAPHIC VARIATIONS




M 30×30 cm 12"×12"

8 mm 0.32 in

9113 PORTO

24 VARIAÇÕES GRÁFICAS  
24 GRAPHIC VARIATIONS



M 10×30 cm 4"×12"

8 mm 0.32 in

9113 PORTO

72 VARIAÇÕES GRÁFICAS  
72 GRAPHIC VARIATIONS

MOSAICO 36  
MOSAIC 36



33×33 cm 13"×13"

8 mm 0.32 in

9113/640 PORTO

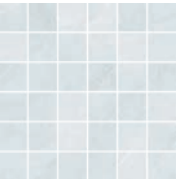
RODAPÉ  
BULLNOSE

M 10×30 cm 4"×12"

8 mm 0.32 in

9113/050 PORTO

MOSAICO 36  
MOSAIC 36



33×33 cm 13"×13"

8 mm 0.32 in

9114/640 PORTO

RODAPÉ  
BULLNOSE

M 10×30 cm 4"×12"

8 mm 0.32 in

9114/050 PORTO

MOSAICO 36  
MOSAIC 36



33×33 cm 13"×13"

8 mm 0.32 in

9115/640 PORTO

RODAPÉ  
BULLNOSE

M 10×30 cm 4"×12"

8 mm 0.32 in

9115/050 PORTO



30×60 cm 12"×24"

8 mm 0.32 in

9114 PORTO

12 VARIAÇÕES GRÁFICAS  
12 GRAPHIC VARIATIONS




M 30×30 cm 12"×12"

8 mm 0.32 in

9114 PORTO

24 VARIAÇÕES GRÁFICAS  
24 GRAPHIC VARIATIONS




M 10×30 cm 4"×12"

8 mm 0.32 in

9114 PORTO

72 VARIAÇÕES GRÁFICAS  
72 GRAPHIC VARIATIONS



30×60 cm 12"×24"

8 mm 0.32 in

9115 PORTO

12 VARIAÇÕES GRÁFICAS  
12 GRAPHIC VARIATIONS



M 30×30 cm 12"×12"

8 mm 0.32 in

9115 PORTO

24 VARIAÇÕES GRÁFICAS  
24 GRAPHIC VARIATIONS



M 10×30 cm 4"×12"

8 mm 0.32 in

9115 PORTO

72 VARIAÇÕES GRÁFICAS  
72 GRAPHIC VARIATIONS




MARBLE  
EFFECT

COLEÇÕES COLLECTIONS  
PORTO



CINZA AÇO STEEL GREY




M25×55 cm 10"×22"

8 mm 0.32 in

6138 PORTO

ATÉ 14 VARIAÇÕES GRÁFICAS  
UP TO 14 GRAPHIC VARIATIONS



M25×55 cm 10"×22"

8 mm 0.32 in

6138/500 PORTO

ONDA

RODAPÉ  
BULLNOSE



7,5×25 cm 3"×10"

8 mm 0.32 in

6138/050 PORTO



AMANI | CINZA AÇO STEEL GREY | M25×55 cm 10"×22" | 6138



30×60 cm 12"×24"

8 mm 0.32 in

9119 PORTO

12 VARIAÇÕES GRÁFICAS  
12 GRAPHIC VARIATIONS



M30×30 cm 12"×12"

8 mm 0.32 in

9119 PORTO

24 VARIAÇÕES GRÁFICAS  
24 GRAPHIC VARIATIONS




M10×30 cm 4"×12"

8 mm 0.32 in

9119 PORTO

72 VARIAÇÕES GRÁFICAS  
72 GRAPHIC VARIATIONS

MOSAICO 36  
MOSAIC 36



33×33 cm 13"×13"

8 mm 0.32 in

9119/640 PORTO

RODAPÉ  
BULLNOSE




M10×30 cm 4"×12"

8 mm 0.32 in

9119/050 PORTO



AMANI | CINZA AÇO STEEL GREY | 30×60 cm 12"×24" | 9119

EMBALAGENS E PESOS \ PACKING AND WEIGHTS					EMB001 Rev 91/1122				
Formato Size		Caixa Box 			Paleta Pallet 				
		Pcs. Stk.	m² / m	kg	Caixa / Paleta Box / Pallet	m²	Net. kg	Brut. kg	 cm
REVESTIMENTO WALL TILES									
	M25×55×0,8cm	10	1,3750 m²	18,29	48	66,0000	878	903	120×80×90
Onda	M25×55×0,8cm	10	1,3750 m²	18,90					
Rodapé Bullnose	7,5×25×0,8cm	44	11,0000 m	11,04					
PAVIMENTO FLOOR TILES									
	30×60×0,8cm	7	1,2600 m²	21,79	40	50,4000	872	897	120×80×75
Natural Natural	M30×30×0,8cm	14	1,2600 m²	22,80					
	M10×30×0,8cm	42	1,2600 m²	20,93					
	Mosaico 36 Mosaic 36	33×33×0,8cm	9	0,9801m²					
Rodapé Bullnose	M10×30×0,8cm	42	12,60 m	23,00					



MARBLE  
EFFECT


COLEÇÕES COLLECTIONS  
GLAMAMANI GREY



**M25×75 cm** 10"×30"  
9 mm 0.35 in  
4105GLAM  
24 VARIAÇÕES GRÁFICAS  
24 GRAPHIC VARIATIONS



**M25×55 cm** 10"×22"  
8 mm 0.32 in  
4105GLAM  
32 VARIAÇÕES GRÁFICAS  
32 GRAPHIC VARIATIONS



**M25×55 cm** 10"×22"  
8 mm 0.32 in**ONDA**  
4105/500GLAM



**RODAPÉ**  
BULLNOSE  
**7,5×25 cm** 3"×10"  
8 mm 0.32 in  
4105/050GLAM



**QUARTER ROUND**  
QUARTER ROUND  
**3×25 cm** 1.18"×10"  
8 mm 0.32 in  
4105/080GLAM



AMANI GREY | M25×55 cm 10"×22" | 4105  
AMANI GREY | 30×30 cm 12"×12" | Mosaico Mosaic · Irregular | 9075/920



**30×60 cm** 12"×24"  
8 mm 0.32 in

9075GLAM  
25 VARIAÇÕES GRÁFICAS  
25 GRAPHIC VARIATIONS



**M10×30 cm** 4"×12"  
8 mm 0.32 in

9075GLAM  
113 VARIAÇÕES GRÁFICAS  
113 GRAPHIC VARIATIONS

**MOSAICO MURETO**  
MOSAIC MURETO



**32,5×60 cm** 13"×24"  
8 mm 0.32 in

9075/012GLAM

**MOSAICO 36**  
MOSAIC 36



**33×33 cm** 13"×13"  
8 mm 0.32 in

9075/640GLAM


**MOSAICO HEX REGULAR**  
MOSAIC HEX REGULAR



**33×30 cm** 13"×12"  
8 mm 0.32 in




9075/720GLAM

**MOSAICO IRREGULAR**  
MOSAIC IRREGULAR



**30×30 cm** 12"×12"  
8 mm 0.32 in

9075/920GLAM

EMBALAGENS E PESOS \ PACKING AND WEIGHTS					EMB001 Rev 91/1122					
Formato Size		Caixa Box 			Paleta Pallet 					
		Pcs. Stk.	m² / m	kg	Caixa / Paleta Box / Pallet	m²	Net. kg	Brut. kg	 cm	
REVESTIMENTO WALL TILES										
Onda	M 25×75×0,9 cm	7	1,3125 m²	21,00	42	55,125	882	907	120×80×90	
	M25×55×0,8cm	10	1,3750 m²	18,29	48	66,0000	878	903	120×80×90	
	M25×55×0,8cm	10	1,3750 m²	18,90						
	Rodapé Bullnose	7,5×25×0,8cm	44	11,0000 m						11,04
	Quarter Round	Quarter Round	12	3,0000 m						1,23
PAVIMENTO FLOOR TILES										
Natural	Natural	7	1,2600 m²	21,79	40	50,4000	872	897	120×80×75	
		42	1,2600 m²	20,93	48	60,4800	1.005	1.030	120×80×73	
Mosaico Mureto	Mosaic Mureto	6	1,3380m²	24,10						
Mosaico 36	Mosaic 36	9	0,9801m²	16,60						
Mosaico HEX Reg.	Mosaic HEX Reg.	9	0,8140 m²	12,50						
Mosaico Irregular	Mosaic Irregular	10	0,9000 m²	16,00						





**CARRARA BIANCO**  
**M 25×55 cm** 10"×22" | 6148  
**M 25×55 cm** 10"×22" | Onda | 6148/500  
**30×60 cm** 12"×24" | 9172  
**33×33 cm** 13"×13" | **Mosaico** Mosaic - 36 | 9172/640

# CARRARA BIANCO

**2** **FORMATOS REVESTIMENTO**  
WALL TILES SIZE

**2** **ESTRUTURAS**  
STRUCTURES

**3** **FORMATOS PAVIMENTO**  
FLOOR TILES SIZES

**3** **MOSAICOS**  
MOSAICS

O luxo e a simplicidade do mármore.

The luxury and simplicity of marble.




MARBLE  
EFFECT

COLEÇÕES COLLECTIONS  
CAVA CINZA GREY



M 25×55 cm 10"×22"  
8 mm 0.32 in

6148  
12 VARIAÇÕES GRÁFICAS  
12 GRAPHIC VARIATIONS



M 25×55 cm 10"×22"  
8 mm 0.32 in ONDA

6148/500



M 25×55 cm 10"×22"  
8 mm 0.32 in WAVE

6148/400

RODAPÉ  
BULLNOSE



7,5×25 cm 3"×10"  
8 mm 0.32 in

6148/050




M 10×30 cm 4"×12"  
8 mm 0.32 in

6148  
36 VARIAÇÕES GRÁFICAS  
36 GRAPHIC VARIATIONS



CARRARA BIANCO | M 30×30 cm 12"×12" | 9172  
CARRARA BIANCO | Mosaico 36 Mosaic 36 | 33×33 cm 13"×13" | 9172/640



30×60 cm 12"×24"  
8 mm 0.32 in

9172  
25 VARIAÇÕES GRÁFICAS  
25 GRAPHIC VARIATIONS



M 30×30 cm 12"×12"  
8 mm 0.32 in

9172  
50 VARIAÇÕES GRÁFICAS  
50 GRAPHIC VARIATIONS



M 10×30 cm 4"×12"  
8 mm 0.32 in

9172  
113 VARIAÇÕES GRÁFICAS  
113 GRAPHIC VARIATIONS


RODAPÉ  
BULLNOSE



M 10×30 cm 4"×12"  
8 mm 0.32 in

9172/050

MOSAICO 36  
MOSAIC 36



33×33 cm 13"×13"  
8 mm 0.32 in

9172/640


MOSAICO HEX REGULAR  
MOSAIC HEX REGULAR



33×30 cm 13"×12"  
8 mm 0.32 in




9172/720

MOSAICO IRREGULAR  
MOSAIC IRREGULAR



30×30 cm 12"×12"  
8 mm 0.32 in

9172/920

EMBALAGENS E PESOS \ PACKING AND WEIGHTS					EMB001 Rev 91/1122				
Formato Size		Caixa Box 			Paleta Pallet 				
		Pcs. Stk.	m² / m	kg	Caixa / Paleta Box / Pallet	m²	Net. kg	Brut. kg	 cm
REVESTIMENTO WALL TILES									
	M25×55×0,8cm	10	1,3750 m <sup>2</sup>	18,29	48	66,0000	878	903	120×80×90
	M10×30×0,8cm	30	0,9000 m <sup>2</sup>	11,52	88	79,2000	1.014	1.039	120×80×93
Onda - Wave	M25×55×0,8cm	10	1,3750 m <sup>2</sup>	18,90					
Rodapé Bullnose	7,5×25×0,8cm	44	11,0000 m	11,04					
PAVIMENTO FLOOR TILES									
Natural Natural	30×60×0,8 cm	7	1,2600 m <sup>2</sup>	21,79	40	50,4000	872	897	120×80×75
	M30×30×0,8cm	14	1,2600 m <sup>2</sup>	22,80	46	57,96	1.049	1.074	120×80×73
	M10×30×0,8 cm	42	1,2600 m <sup>2</sup>	20,93	48	60,4800	1.005	1.030	120×80×73
Mosaico 36 Mosaic 36	33×33×0,8 cm	9	0,9801m <sup>2</sup>	16,60					
Mosaico HEX Reg. Mosaic HEX Reg.	33×30×0,8 cm	9	0,814 m <sup>2</sup>	12,50					
Mosaico Irregular Mosaic Irregular	30×30×0,8cm	10	0,90 m <sup>2</sup>	16,00					
Rodapé Bullnose	M10×30×0,8 cm	42	12,60 m	21,65					





**SILK GEORGETTE**  
**BRANCO** WHITE | **M 25×55 cm** 10"×22" | 6142  
**PRATA** SILVER | **33×30 cm** 13"×12" | **Mosaico** Mosaic · HEX Regular | 9168/720  
**PRATA** SILVER | **M 30×30 cm** 12"×12" | 9168

# SILK GEORGETTE

- 4** CORES  
COLOURS
- 1** FORMATO REVESTIMENTO  
WALL TILES SIZE
- 2** ESTRUTURAS  
STRUCTURES
- 3** FORMATOS PAVIMENTO  
FLOOR TILES SIZES
- 3** MOSAICOS  
MOSAICS

As suas ondulações únicas  
de diferentes sinuosidades  
conferem-lhe a aparência  
de um luxuoso tecido drapeado.

Its unique waves  
of different hues gives it  
the appearance of luxurious draped fabric.



MARBLE  
EFFECT

COLEÇÕES COLLECTIONS  
SILK



BRANCO WHITE



M 25×55 cm 10"×22"  
8 mm 0.32 in

ONDA

6142

ATÉ 14 VARIAÇÕES GRÁFICAS  
UP TO 14 GRAPHIC VARIATIONS



M 25×55 cm 10"×22"  
8 mm 0.32 in

WAVE

6142/500



M 25×55 cm 10"×22"  
8 mm 0.32 in

RODAPÉ  
BULLNOSE

6142/400



CINZA CLARO LIGHT GREY



M 25×55 cm 10"×22"  
8 mm 0.32 in

ONDA

6144

ATÉ 14 VARIAÇÕES GRÁFICAS  
UP TO 14 GRAPHIC VARIATIONS



M 25×55 cm 10"×22"  
8 mm 0.32 in

WAVE

6144/500



M 25×55 cm 10"×22"  
8 mm 0.32 in

RODAPÉ  
BULLNOSE

6144/400



PORCELANATO VIDRADO GLAZED PORCELAIN STONEWARE



SILK GEORGETTE



M 30×60 cm 12"×24"  
8 mm 0.32 in

M 30×30 cm 12"×12"  
8 mm 0.32 in

M 10×30 cm 4"×12"  
8 mm 0.32 in

9165

12 VARIAÇÕES GRÁFICAS  
12 GRAPHIC VARIATIONS

9165

24 VARIAÇÕES GRÁFICAS  
24 GRAPHIC VARIATIONS

9165

72 VARIAÇÕES GRÁFICAS  
72 GRAPHIC VARIATIONS

MOSAICO 36  
MOSAIC 36

MOSAICO HEX REGULAR  
MOSAIC HEX REGULAR

MOSAICO IRREGULAR  
MOSAIC IRREGULAR



M 33×33 cm 13"×13"  
8 mm 0.32 in

M 33×30 cm 13"×12"  
8 mm 0.32 in

M 30×30 cm 12"×12"  
8 mm 0.32 in

9165/640

9165/720

9165/920



RODAPÉ  
BULLNOSE

M 10×30 cm 4"×12"  
8 mm 0.32 in

9165/050



M 30×60 cm 12"×24"  
8 mm 0.32 in

M 30×30 cm 12"×12"  
8 mm 0.32 in

M 10×30 cm 4"×12"  
8 mm 0.32 in

9167

12 VARIAÇÕES GRÁFICAS  
12 GRAPHIC VARIATIONS

9167

24 VARIAÇÕES GRÁFICAS  
24 GRAPHIC VARIATIONS

9167

72 VARIAÇÕES GRÁFICAS  
72 GRAPHIC VARIATIONS

MOSAICO 36  
MOSAIC 36

MOSAICO HEX REGULAR  
MOSAIC HEX REGULAR

MOSAICO IRREGULAR  
MOSAIC IRREGULAR



M 33×33 cm 13"×13"  
8 mm 0.32 in

M 33×30 cm 13"×12"  
8 mm 0.32 in

M 30×30 cm 12"×12"  
8 mm 0.32 in

9167/640

9167/720

9167/920



RODAPÉ  
BULLNOSE

M 10×30 cm 4"×12"  
8 mm 0.32 in

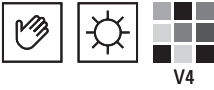
9167/050





MARBLE  
EFFECT

COLEÇÕES COLLECTIONS  
SILK



BEGE BEIGE



M 25×55 cm 10"×22"  
8 mm 0.32 in

6143  
ATÉ 14 VARIAÇÕES GRÁFICAS  
UP TO 14 GRAPHIC VARIATIONS



M 25×55 cm 10"×22"  
8 mm 0.32 in ONDA

6143/500



M 25×55 cm 10"×22"  
8 mm 0.32 in WAVE

6143/400

RODAPÉ  
BULLNOSE



7,5×25 cm 3"×10"  
8 mm 0.32 in


6143/050

PRATA SILVER



M 25×55 cm 10"×22"  
8 mm 0.32 in

6145  
ATÉ 14 VARIAÇÕES GRÁFICAS  
UP TO 14 GRAPHIC VARIATIONS



M 25×55 cm 10"×22"  
8 mm 0.32 in ONDA

6145/500



M 25×55 cm 10"×22"  
8 mm 0.32 in WAVE




6145/400

RODAPÉ  
BULLNOSE



7,5×25 cm 3"×10"  
8 mm 0.32 in

6145/050

EMBALAGENS E PESOS \ PACKING AND WEIGHTS								EMB001 Rev 89/0622	
Formato Size	Caixa Box 			Paleta Pallet 					
	Pcs. Stk.	m² / m	kg	Caixa / Paleta Box / Pallet	m²	Net. kg	Brut. kg	 cm	
REVESTIMENTO WALL TILES									
	M25×55×0,8cm	10	1,3750 m²	18,29	48	66,0000	878	903	120×80×90
Onda - Wave	M25×55×0,8cm	10	1,3750 m²	18,90					
Rodapé Bullnose	7,5×25×0,8cm	44	11,0000 m	11,04					



30×60 cm 12"×24"  
8 mm 0.32 in

9166  
14 VARIAÇÕES GRÁFICAS  
14 GRAPHIC VARIATIONS



M 30×30 cm 12"×12"  
8 mm 0.32 in

9166  
28 VARIAÇÕES GRÁFICAS  
28 GRAPHIC VARIATIONS



M 10×30 cm 4"×12"  
8 mm 0.32 in

9166  
84 VARIAÇÕES GRÁFICAS  
84 GRAPHIC VARIATIONS

RODAPÉ  
BULLNOSE

M 10×30 cm 4"×12"  
8 mm 0.32 in

9166/050



30×60 cm 12"×24"  
8 mm 0.32 in

9168  
12 VARIAÇÕES GRÁFICAS  
12 GRAPHIC VARIATIONS



M 30×30 cm 12"×12"  
8 mm 0.32 in

9168  
24 VARIAÇÕES GRÁFICAS  
24 GRAPHIC VARIATIONS



M 10×30 cm 4"×12"  
8 mm 0.32 in

9168  
72 VARIAÇÕES GRÁFICAS  
72 GRAPHIC VARIATIONS

MOSAICO 36  
MOSAIC 36



33×33 cm 13"×13"  
8 mm 0.32 in

9166/640

MOSAICO HEX REGULAR  
MOSAIC HEX REGULAR



33×30 cm 13"×12"  
8 mm 0.32 in

9166/720

MOSAICO IRREGULAR  
MOSAIC IRREGULAR



30×30 cm 12"×12"  
8 mm 0.32 in

9166/920

RODAPÉ  
BULLNOSE

M 10×30 cm 4"×12"  
8 mm 0.32 in

9168/050



MOSAICO 36  
MOSAIC 36



33×33 cm 13"×13"  
8 mm 0.32 in

9168/640

MOSAICO HEX REGULAR  
MOSAIC HEX REGULAR



33×30 cm 13"×12"  
8 mm 0.32 in

9168/720

MOSAICO IRREGULAR  
MOSAIC IRREGULAR



30×30 cm 12"×12"  
8 mm 0.32 in

9168/920

EMBALAGENS E PESOS \ PACKING AND WEIGHTS									
EMB001 Rev 91/1122									
Formato Size		Caixa Box			Paleta Pallet				
		Pcs. Stk.	m² / m	kg	Caixa / Paleta Box / Pallet	m²	Net. kg	Brut. kg	cm
PAVIMENTO FLOOR TILES									
Natural Natural	30×60×0,8 cm	7	1,2600 m²	21,79	40	50,4000	872	897	120×80×75
	M30×30×0,8 cm	14	1,2600 m²	22,80	46	57,96	1.049	1.074	120×80×73
	M10×30×0,8 cm	42	1,2600 m²	20,93	48	60,4800	1.005	1.030	120×80×73
Mosaico 36 Mosaic 36	33×33×0,8 cm	9	0,9801m²	16,60					
Mosaico HEX Reg. Mosaic HEX Reg.	33×30×0,8 cm	9	0,814 m²	12,50					
Mosaico Irregular Mosaic Irregular	30×30×0,8cm	10	0,90 m²	16,00					
Rodapé Bullnose	M10×30×0,8 cm	42	12,60 m	21,65					



P.P.C.D.

PORCELÂNICO PASTA CORADA DECORADO  
COLORED BODY PORCELAIN STONEWARE

GRÈS CÉRAME DÉCORÉ COLORÉ DANS LA MASSE  
DURCHGEFÄRBTES DEKORIERTES FEINSTEINZEUG

P.V.

PORCELANATO VIDRADO  
GLAZED PORCELAIN STONEWARE

GRÈS CÉRAME ÉMAILLÉ  
FEINSTEINZEUG GLASIERT

A.Z.

AZULEJO DE PASTA BRANCA BICOZEDURA  
DOUBLE FIRED WHITE BODY WALL TILE

FAÏENCE EN PÂTE BLANCHE BI-CUISSON  
WEISS-SCHERBIGE ZWEIBRAND STEINGUTFLIESEN



Retificados  
Rectified



20×120 RTF  
8"×47" RTF



24,5×99 RTF  
10"×39" RTF



16×99 RTF  
6"×39" RTF

cm  
in

 Espessura Thickness		9 mm 0.35 in	9 mm 0.35 in	9 mm 0.35 in
TIMBER	P. 240	P.V.		
TIMBER DECK	P. 252	P.V.		
IMAGINE	P. 262			P.P.C.D.
IMAGINE DECK	P. 272			P.P.C.D.
IMAGINE SOUL	P. 274		P.P.C.D.	P.P.C.D.
IMAGINE VINTAGE	P. 288		P.P.C.D.	P.P.C.D.



Não Retificados  
Non Rectified



20×120  
8"×47"



M 45×45  
18"×18"



M 25×55  
10"×22"

Mais informação técnica: página 480  
More technical information: page 480



Pavimento  
Floor Tiles



Revestimento  
Wall Tiles



Retificados  
Rectified



Não Retificados  
Non Rectified



Ingelivo  
Frost Resistant



Mate  
Matt



NAT  
Natural



AD  
Antiderrapante  
Slip-Resistant





# TIMBER

**6** CORES  
COLOURS

**1** FORMATO PAVIMENTO  
FLOOR TILES SIZES

**2** ACABAMENTOS  
FINISHES

**1** MOSAICO  
MOSAIC

**Convidativo e acolhedor,  
a interpretação moderna da madeira  
num formato ainda maior!**

Natural warmth and texture,  
the on-trend imitation of wood  
even bigger!





TIMBER | CANELA CINNAMON | 20×120 cm 8"×47" | 9414



TIMBER

TIMBER | CANELA CINNAMON | 20×120 cm 8"×47" | 9414  
IMAGINE DECK | CASTANHO BROWN | 16×99 cm RTF 6"×39" RTF | 8754





TIMBER





TIMBER | GENGIBRE GINGER | 20×120 cm 8"×47" | 9412



TIMBER | GENGIBRE GINGER | 20×120 cm 8"×47" | 9412  
IMAGINE DECK | CINZA GREY | 16×99 cm RTF 6"×39" RTF | 8756





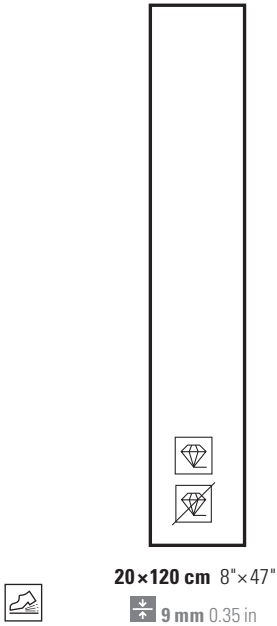
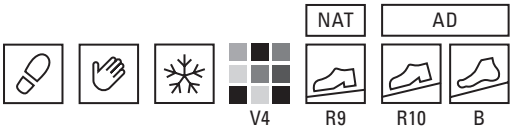
TIMBER | SAL SALT | 20x120 cm 8"x47" | 9410





TIMBER | PIMENTA PRETA BLACK PEPPER | 20x120 cm 8"x47" | 9411




WOOD  
EFFECT



 Retificados Rectified	20x120 RTF	20x120 RTF AD
 Não Retificados Non Rectified	20x120	20x120 AD
SAL SALT	5	9410
PIMENTA PRETA BLACK PEPPER	4	9411
GENGIBRE GINGER	3	9412
MEL HONEY	4	9413
CANELA CINNAMON	2	9414
CHOCOLATE CHOCOLATE	2	9415
16 VARIAÇÕES GRÁFICAS 16 GRAPHIC VARIATIONS		

MOSAICO 36  
MOSAIC 36


RODAPÉ  
BULLNOSE



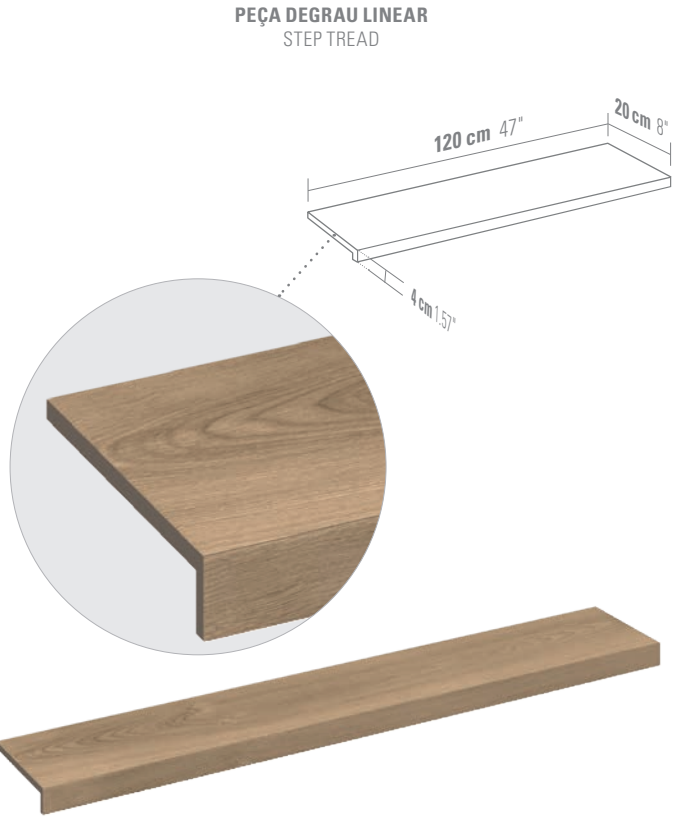
33x33 cm 13"x13"



\*\*\*\*/640



8x120cm RTF ROD 3.15"x47" RTF ROD  
8x120cm ROD 3.15"x47" ROD



20x120 cm RTF PDL 8"x47" RTF PDL  
20x120 cm RTF PDL AD 8"x47" RTF PDL AD  
20x120 cm PDL 8"x47" PDL  
20x120 cm PDL AD 8"x47" PDL AD

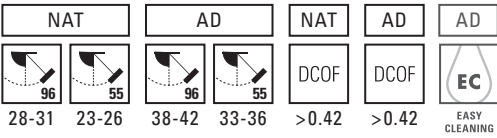





RTF = Retificado  
RTF = Rectified

AD = Antiderrapante  
AD = Slip-Resistant

PDL = Peça Degrau Linear  
PDL = Step Tread

TIMBER



EMBALAGENS E PESOS \ PACKING AND WEIGHTS							EMB001 Rev 91/1122		
Formato Size	Caixa Box 			Paleta Pallet 					
	Pcs. Stk.	m² / m	kg	Caixa / Paleta Box / Pallet	m²	Net. kg	Brut. kg	 cm	
	20x120x0,9 cm RTF 198x1198 mm	6	1,4400 m²	26,40	36	51,8400	950	975	120x80x77
	20x120x0,9 cm	6	1,4400 m²	27,02	36	51,8400	973	998	120x80x78
Mosaico 36 Mosaic 36	33x33x0,9 cm	9	0,9801 m²	18,54					
Peça Degrau Linear Step Tread	20x120x0,9 cm RTF PDL	2	0,4800 m²	11,08					
	20x120x0,9 cm PDL	2	0,4800 m²	11,08					
Rodapé Bullnose	8x120x0,9 cm RTF ROD	10	12,0000 m	18,02					
	8x120x0,9 cm ROD	10	12,0000 m	18,02					





# TIMBER DECK

**6** CORES  
COLOURS


**1** FORMATO PAVIMENTO  
FLOOR TILES SIZES

**2** ACABAMENTOS  
FINISHES

**A escolha certa  
para os seus terraços,  
agora num formato ainda maior  
e com mais cores.**

The right choice for your terraces,  
now even bigger  
and in more colours.





# TIMBER DECK

TIMBER DECK | CANELA CINNAMON | 20 x 120 cm 8" x 47" | 9438  
TIMBER | CANELA CINNAMON | 20 x 120 cm 8" x 47" | 9414





TIMBER DECK | CHOCOLATE CHOCOLATE | 20×120 cm 8"×47" | 9439



# TIMBER DECK

ART STONE | BEGE BEIGE | 15×60 cm RTF 6"×24" RTF | 9372  
TIMBER DECK | CHOCOLATE CHOCOLATE | 20×120 cm 8"×47" | 9439





ART STONE | BRANCO WHITE | 15x60 cm RTF 6"x24" RTF | 9370  
TIMBER DECK | SAL SALT | 20x120 cm AD 8"x47" AD | 9434  
TIMBER DECK | SAL SALT | Peça Degrau Linear Step Tread | 20x120 cm PDL AD 8"x47" PDL AD | 9434  
MOSAICO PORCELÂNICO | AZUL CINZA GREY BLUE | 2,5x2,5 cm 1"x1" | 0112







## TIMBER DECK



ART STONE | ANTRACITE ANTHRACITE | 15x60 cm RTF 6"x24" RTF | 9373  
TIMBER DECK | PIMENTA PRETA BLACK PEPPER | 20x120 cm AD 8"x47" AD | 9437  
TIMBER DECK | PIMENTA PRETA BLACK PEPPER | Peça Degrau Linear Step Tread | 20x120 cm PDL AD 8"x47" PDL AD | 9437





WOOD  
EFFECT




NAT






AD




V3R9A R10B





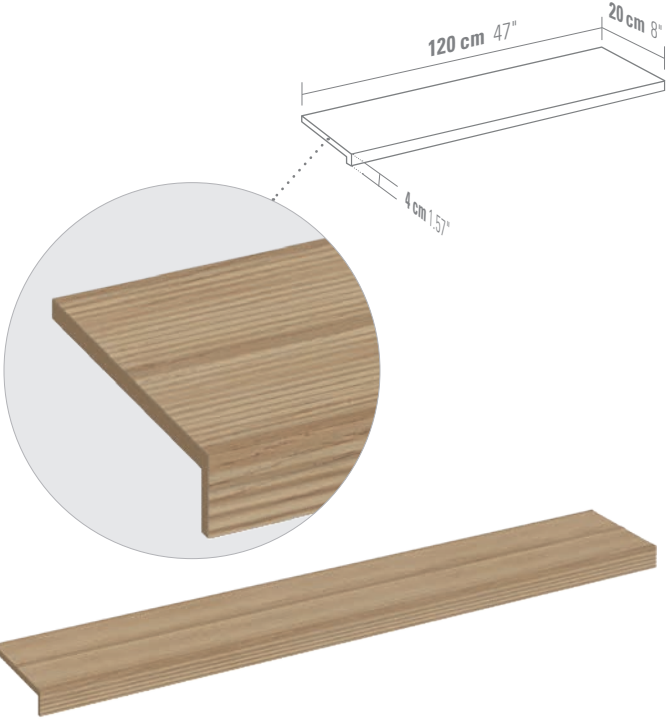


20×120 cm 8"×47"

 9 mm 0.35 in

PEÇA DEGRAU LINEAR

STEP TREAD




20×120 cm RTF PDL 8"×47" RTF PDL

20×120 cm RTF PDL AD 8"×47" RTF PDL AD

20×120 cm PDL 8"×47" PDL

20×120 cm PDL AD 8"×47" PDL AD

 9 mm 0.35 in

		Retificados	
		Rectified	
		20×120 RTF	20×120 RTF AD
		Não Retificados	Non Rectified
		20×120	20×120 AD
SAL SALT	5	9434	9434
MEL HONEY	4	9435	9435
AZUL ÁGUA BLUE WATER	4	9436	9436
PIMENTA PRETA BLACK PEPPER	3	9437	9437
CANELA CINNAMON	3	9438	9438
CHOCOLATE CHOCOLATE	3	9439	9439

RTF = Retificado  
RTF = Rectified



AD = Antiderrapante  
AD = Slip-Resistant

PDL = Peça Degrau Linear  
PDL = Step Tread

261



TIMBER DECK

NAT



28-31 23-26

AD



38-42 33-36

NAT

DCOF


>0.42

AD

DCOF

>0.42

AD



EASY CLEANING

MEL HONEY  
9435




CANELA CINNAMON  
9438


CHOCOLATE CHOCOLATE  
9439

AZUL ÁGUA BLUE WATER  
9436

PIMENTA PRETA BLACK PEPPER  
9437

SAL SALT  
9434

EMBALAGENS E PESOS \ PACKING AND WEIGHTS					EMBO01 Rev 91/1122				
Formato Size	Caixa Box 			Paleta Pallet 					
	Pcs. Stk.	m² / m	kg	Caixa / Paleta Box / Pallet	m²	Net. kg	Brut. kg	 cm	
	20×120×0,9 cm RTF 198×1198 mm	6	1,4400 m²	26,40	36	51,8400	950	975	120×80×77
20×120×0,9 cm	6	1,4400 m²	27,02	36	51,8400	973	998	120×80×78	
Peça Degrau Linear Step Tread	20×120×0,9 cm RTF PDL	2	0,4800 m²	11,08					
	20×120×0,9 cm PDL	2	0,4800 m²	11,08					

CINCA 





# IMAGINE

- 8 CORES  
COLOURS
- 1 FORMATO PAVIMENTO  
FLOOR TILE SIZE
- 2 ACABAMENTOS  
FINISHES

O toque visual dos diversos tipos de madeira.

The visual touch of different types of wood.





IMAGINE | HICKORY NATURAL HICKORY NATURAL | 16×99cm RTF 6"×39" RTF | 8740



IMAGINE | HICKORY NATURAL HICKORY NATURAL | 16×99cm RTF 6"×39" RTF | 8740





TIFFANY | VERDE SAFARI SAFARI GREEN | Diamond | 7,5×15cm 3"×6" | 2628/350

IMAGINE | CEREJEIRA CHERRY | 16×99cm RTF 6"×39" RTF | 8716





IMAGINE | NOGUEIRA WALLNUT | 16×99 cm RTF 6"×39" RTF | 8742




IMAGINE

IMAGINE | NOGUEIRA WALLNUT | 16×99 cm RTF 6"×39" RTF | 8742



WOOD  
EFFECT



V4

AD

NAT

AD

NAT

AD



R11

A

26-29

19-21

57-63

52-57

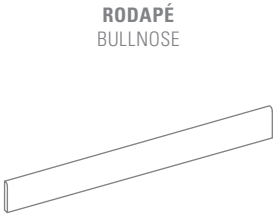
>0.42

>0.42



16×99 cm RTF 6"×39" RTF

9 mm 0.35 in



8×99 cm RTF ROD 3.15"×39" RTF ROD

9 mm 0.35 in

	16×99 RTF	16×99RTF AD
CARVALHO OAK	8710	8710
CARVALHO BRANCO OAK WHITE	8712	8712
CEREJEIRA CHERRY	8716	8716
WENGUÉ WENGUÉ	8720	8720
ZEBRANO ZEBRANO	8732	8732
HICKORY NATURAL HICKORY NATURAL	8740	8740
NOGUEIRA WALNUT	8742	8742
HICKORY BROWN HICKORY BROWN	8744	8744
VARIações GRÁFICAS: GRAPHIC VARIATIONS:	ATÉ 45 UP TO 45	

EMBALAGENS E PESOS \ PACKING AND WEIGHTS				EMB001 Rev 91/1122				
Formato Size	Caixa Box			Paleta Pallet				
	Pcs. Stk.	m² / m	kg	Caixa / Paleta Box / Pallet	m²	Net. kg	Brut. kg	cm
16×99×0,9 cm RTF 160×987 mm	7	1,1088 m²	20,48	48	53,2224	983	1.008	120×100×63
Rodapé Bullnose 8×99×0,9 cm RTF ROD	14	13,8600 m	21,48					

RTF = Retificado  
RTF=Rectified

AD = Antiderrapante  
AD = Slip-Resistant



IMAGINE ZEBRANO ZEBRANO | 16×99 cm RTF 6"×39" RTF 8732



CARVALHO  
BRANCO  
OAK WHITE  
8712



CARVALHO  
OAK  
8710



HICKORY  
NATURAL  
HICKORY  
NATURAL  
8740



CEREJEIRA  
CHERRY  
8716



NOGUEIRA  
WALNUT  
8742



HICKORY  
BROWN  
HICKORY  
BROWN  
8744



ZEBRANO  
ZEBRANO  
8732



WENGUÉ  
WENGUÉ  
8720



# IMAGINE DECK

2 CORES  
COLOURS

1 FORMATO  
SIZE

A escolha certa  
para os seus terraços.

The right choice for your terraces.

IMAGINE DECK | CASTANHO BROWN | 16x99cm RTF 6"x39" RTF | 8754

PORCELÂNICO PASTA CORADA DECORADO COLORED BODY PORCELAIN STONEWARE

273

WOOD  
EFFECT

## IMAGINE DECK



16x99cm RTF 6"x39" RTF

9 mm 0.35 in

RODAPÉ  
BULLNOSE



8x99 cm RTF ROD 3.15"x39" RTF ROD

9 mm 0.35 in

CASTANHO BROWN	8754
CINZA GREY	8756

### EMBALAGENS E PESOS \ PACKING AND WEIGHTS

EMB001 Rev 91/1122

Formato Size	Caixa Box			Paleta Pallet				
	Pcs. Stk.	m <sup>2</sup> / m	kg	Caixa / Paleta Box / Pallet	m <sup>2</sup>	Net. kg	Brut. kg	cm
16x99x0,9 cm RTF 160x987 mm	7	1,1088 m <sup>2</sup>	20,48	48	53,2224	983	1.008	120x100x63
Rodapé Bullnose 8x99x0,9cm RTF ROD	14	13,8600 m	21,48					

CASTANHO  
BROWN  
8754

CINZA  
GREY  
8756



IMAGINE DECK | CINZA GREY | 16x99cm RTF 6"x39" RTF | 8756

RTF = Retificado  
RTF = Rectified

CINCA





# IMAGINE SOUL

**8** CORES  
COLOURS

**3** FORMATOS PAVIMENTO  
FLOOR TILES SIZES

**2** ACABAMENTOS  
FINISHES

**3** MOSAICOS  
MOSAICS

**6** DECORADOS  
DECORS

**1** FORMATO REVESTIMENTO  
WALL TILES SIZE

**Imitação da madeira com todas as vantagens da cerâmica.**

Wood imitation, with all the advantages of ceramics.





# IMAGINE SOUL





IMAGINE SOUL | COCO COCONUT | 24,5×99cm RTF 10"×39" RTF | 9100

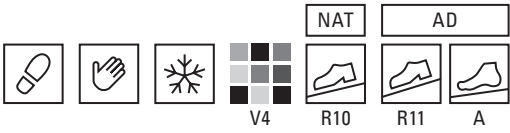


IMAGINE SOUL

IMAGINE SOUL | AMORA BLACKBERRY | 16×99cm RTF 6"×39" RTF | 9106



WOOD  
EFFECT




24,5×99 cm RTF 10"×39" RTF  
9 mm 0.35 in



16×99 cm RTF 6"×39" RTF  
9 mm 0.35 in

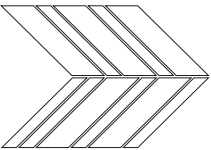
	24,5×99 RTF	24,5×99 RTFAD	16×99 RTF	16×99 RTFAD
COCO COCONUT	9100	9100	9100	9100
CAJU CASHEW	9101	9101	9101	9101
CHIA CHIA	9102	9102	9102	9102
CAFÉ COFFEE	9103	9103	9103	9103
SÉSAMO SESAME	9104	9104	9104	9104
PIMENTA PEPPER	9105	9105	9105	9105
AMORA BLACKBERRY	9106	9106	9106	9106
AMÊNDOA ALMOND	9107	9107	9107	9107
VARIAÇÕES GRÁFICAS: GRAPHIC VARIATIONS:	ATÉ 20 UP TO 20		ATÉ 30 UP TO 30	

MOSAICO 36  
MOSAIC 36



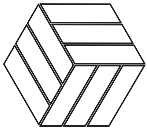
33×33 cm 13"×13"  
9 mm 0.35 in

MOSAICO ESPINHA 11  
SPINE MOSAIC 11



30×30 cm 12"×12"  
9 mm 0.35 in

MOSAICO HEXAGONAL 9  
HEXAGONAL MOSAIC 9



26×30 cm 10"×12"  
9 mm 0.35 in

RODAPÉ  
BULLNOSE



8×99 cm RTF ROD 3.15"×39" RTF ROD  
9 mm 0.35 in

RTF = Retificado  
RTF = Rectified

AD = Antiderrapante  
AD = Slip-Resistant

# IMAGINE SOUL



AMÊNDOA  
ALMOND  
9107

CAJU  
CASHEW  
9101

CAFÉ  
COFFEE  
9103




SÉSAMO  
SESAME  
9104

COCO  
COCONUT  
9100

PIMENTA  
PEPPER  
9105






































CHIA  
CHIA  
9102

AMORA  
BLACKBERRY  
9106

EMBALAGENS E PESOS \ PACKING AND WEIGHTS				EMB001 Rev 91/1122				
Formato Size	Caixa Box 			Paleta Pallet 				
	Pcs. Stk.	m² / m	kg	Caixa / Paleta Box / Pallet	m²	Net. kg	Brut. kg	 cm
24,5×99×0,9 cm RTF 246×987 mm	5	1,2128 m²	22,50	42	50,9376	945	970	120×100×62
16×99×0,9 cm RTF 160×987 mm	7	1,1088 m²	20,48	48	53,2224	983	1.008	120×100×63
Mosaico 36 Mosaic 36	9	0,9801 m²	18,54					
Mosaico Esp. 11 Mosaic Sp. 11	4	0,3600 m²	7,36					
Mosaico Hex. 9 Mosaic Hex. 9	9	0,5382 m²	10,13					
Rodapé Bullnose	14	13,8600 m	21,48					



WOOD  
EFFECT







IMAGINE SOUL | MULTICOR MULTICOLOUR | ART DECO B | M45×45 cm 18"×18" | 9341



IMAGINE SOUL

IMAGINE SOUL | AMÊNDOA ALMOND | M45×45 cm 18"×18" | 9107  
IMAGINE SOUL | MULTICOR MULTICOLOUR | ART DECO D | M45×45 cm 18"×18" | 9343



WOOD  
EFFECT

ART DECO

NAT


NAT

NAT

DCOF

>0.42

ATÉ 4 VARIAÇÕES GRÁFICAS UP TO 4 GRAPHIC VARIATIONS



IMAGINE SOUL



IMAGINE SOUL | MULTICOR MULTICOLOUR | Woody | M 25×55 cm 10"×22" | 6194  
IMAGINE SOUL | PIMENTA PEPPER | M 25×55 cm 10"×22" | 6193  
IMAGINE SOUL | CAJU CASHEW | 16×99 cm RTF 6"×39" RTF | 9101

AZULEJO DE PASTA BRANCA BICOZEDURA DOUBLE FIRED WHITE BODY WALL TILE



M 25×55 cm 10"×22"

8 mm 0.32 in

COCO COCONUT	6190
AMÊNDOA ALMOND	6191
CAJU CASHEW	6192
PIMENTA PEPPER	6193
VARIAÇÕES GRÁFICAS: GRAPHIC VARIATIONS:	ATÉ 25 UP TO 20

WOODY



2 peças 2 tiles

EMBALAGENS E PESOS \ PACKING AND WEIGHTS					EMB001 Rev 91/1122				
Formato Size		Caixa Box			Paleta Pallet				
		Pcs. Stk.	m <sup>2</sup> / m	kg	Caixa / Paleta Box / Pallet	m <sup>2</sup>	Net. kg	Brut. kg	cm
Pavimento Floor Tiles	M45×45×0,8cm	6	1,2150 m <sup>2</sup>	20,64	34	41,3100	702	727	120×80×61
Rodapé Bullnose	8×45×0,8cm ROD	21	9,45 m	13,00					
Revestimento Wall Tiles	M25×55×0,8cm	10	1,3750 m <sup>2</sup>	18,29	48	66,00	878	903	120×80×90





# IMAGINE VINTAGE

**5** CORES  
COLOURS

**2** FORMATOS PAVIMENTO  
FLOOR TILES SIZES

**2** ACABAMENTOS  
FINISHES

**As sensações nostálgicas  
e quentes da madeira envelhecida  
pelo tempo.**

Nostalgic sensations  
and warm feeling of aged wood.



WOOD  
EFFECT

V4

NAT

AD

NAT

96

NAT

55

AD

96

AD

55

NAT

DCOF

AD

DCOF

38-42

33-36

57-63

52-57

>0.42


>0.42



24,5×99 cm RTF 10"×39" RTF  
9 mm 0.35 in



16×99 cm RTF 6"×39" RTF  
9 mm 0.35 in



RODAPÉ  
BULLNOSE

8×99 cm RTF ROD 3.15"×39" RTF ROD  
9 mm 0.35 in

	24,5×99 RTF	24,5×99 RTF AD	16×99 RTF	16×99 RTF AD
WHITE WHITE	8770	8770	8770	8770
GRAFITE GRAPHITE	8771	8771	8771	8771
FOREST FOREST	8772	8772	8772	8772
SEPIA SEPIA	8773	8773	8773	8773
EUCALYPTUS EUCALYPTUS	8774	8774	8774	8774
VARIações GRÁFICAS: GRAPHIC VARIATIONS:	ATÉ 31 UP TO 31		ATÉ 35 UP TO 35	

EMBALAGENS E PESOS \ PACKING AND WEIGHTS				EMB001 Rev 91/1122				
Formato Size	Caixa Box			Paleta Pallet				
	Pcs. Stk.	m² / m	kg	Caixa / Paleta Box / Pallet	m²	Net. kg	Brut. kg	cm
24,5×99×0,9 cm RTF 246×987 mm	5	1,2128 m²	22,50	42	50,9376	945	970	120×100×62
16×99×0,9 cm RTF 160×987 mm	7	1,1088 m²	20,48	48	53,2224	983	1.008	120×100×63
Rodapé Bullnose	14	13,8600 m	21,48					

RTF = Retificado  
RTF = Rectified

AD = Antiderrapante  
AD = Slip-Resistant



IMAGINE VINTAGE | FOREST FOREST | 24,5×99 cm RTF 10"×39" RTF | 8772  
IMAGINE VINTAGE | SEPIA SEPIA | 16×99 cm RTF AD 6"×39" RTF AD | 8773



EUCALYPTUS  
EUCALYPTUS  
8774



WHITE  
WHITE  
8770



FOREST  
FOREST  
8772



SEPIA  
SEPIA  
8773



GRAFITE  
GRAPHITE  
8771



P.V.

PORCELANATO VIDRADO  
GLAZED PORCELAIN STONEWARE

GRÈS CÉRAMÉ ÉMAILLÉ  
FEINSTEINZEUG GLASIERT

 **Pavimento**  
Floor Tiles

 **Revestimento**  
Wall Tiles

 **Não Retificados**  
Non Rectified

 **Ingelivo**  
Frost Resistant

# COTTO EFFECT

   **Não Retificados**  
Non Rectified

					
cm in		<b>60×60</b> 24"×24"	<b>30×60</b> 12"×24"	<b>M 30×30</b> 12"×12"	<b>7,5×25</b> 3"×10"
	<b>Espessura</b> Thickness	8 mm 0.32 in	8 mm 0.32 in	8 mm 0.32 in	8 mm 10 mm 0.32 in 0.39 in
TUSCANIA		P. 294	P.V.	P.V.	P.V.
BRICK ROAD		P. 300			P.V.

## ACABAMENTO DA SUPERFÍCIE SURFACE FINISHING

**NAT** **Natural**  
Natural

**AD** **Antiderrapante**  
Slip-Resistant

**Mais informação técnica: página 480**  
More technical information: page 480





# TUSCANIA

**6** CORES  
COLOURS

**4** FORMATOS PAVIMENTO  
FLOOR TILES SIZES

**2** ACABAMENTOS  
FINISHES

**1** DECORADO  
DECOR

**4** MOSAICOS  
MOSAICS

**Uma viagem no tempo  
com um cotto rústico e renovado.**

Renewed rustic and traditional cotto  
that has travelled through time.





TUSCANIA | GRÈGE GRÈGE | 60×60 cm AD 24"×24" AD | 9251

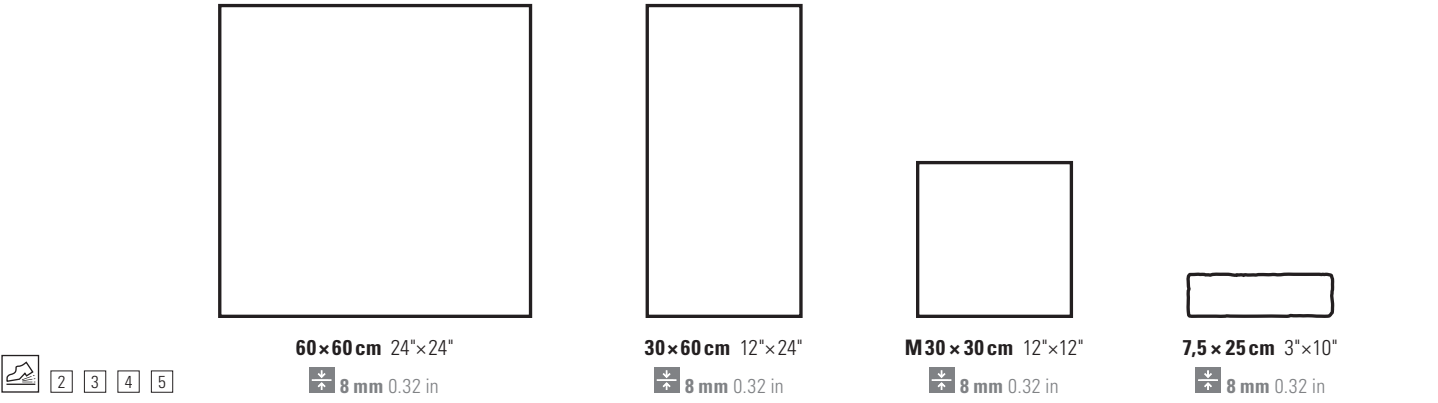
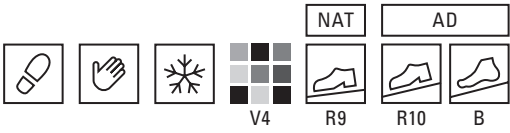


TUSCANIA

TUSCANIA | FERRUGEM RUST | 60×60 cm · 30×60 cm 24"×24" · 12"×24" | 9254  
TUSCANIA | FERRUGEM RUST | Traditional | 60×60 cm 24"×24" | 9254/801



COTTO  
EFFECT



	60x60	60x60 AD	30x60	30x60 AD	M30x30	M30x30 AD	7,5x25
BRANCO WHITE	9250 <span>5</span>	9250 <span>5</span>	9250 <span>5</span>	9250 <span>5</span>	9250 <span>5</span>	9250 <span>5</span>	9250 <span>5</span>
GRÈGE GRÈGE	9251 <span>4</span>	9251 <span>4</span>	9251 <span>4</span>	9251 <span>4</span>	9251 <span>4</span>	9251 <span>4</span>	9251 <span>4</span>
ROSA PINK	9252 <span>3</span>	9252 <span>4</span>	9252 <span>3</span>	9252 <span>4</span>	9252 <span>3</span>	9252 <span>4</span>	9252 <span>3</span>
AZUL BLUE	9253 <span>4</span>	9253 <span>4</span>	9253 <span>4</span>	9253 <span>4</span>	9253 <span>4</span>	9253 <span>4</span>	9253 <span>4</span>
FERRUGEM RUST	9254 <span>2</span>	9254 <span>2</span>	9254 <span>2</span>	9254 <span>2</span>	9254 <span>2</span>	9254 <span>2</span>	9254 <span>2</span>
COTTO COTTO	9255 <span>2</span>	9255 <span>3</span>	9255 <span>2</span>	9255 <span>3</span>	9255 <span>2</span>	9255 <span>3</span>	9255 <span>2</span>
VARIAÇÕES GRÁFICAS: GRAPHIC VARIATIONS:	ATÉ 15 UP TO 15		ATÉ 60 UP TO 60		ATÉ 60 UP TO 60		ATÉ 59 UP TO 59

TRADITIONAL

	60x60		
BRANCO WHITE	9250/801	-	-
GRÈGE GRÈGE	9251/801	-	-
ROSA PINK	9252/801	-	-
AZUL BLUE	9253/801	-	-
FERRUGEM RUST	9254/801	-	-
COTTO COTTO	9255/801	-	-

**MOSAICO 36**  
MOSAIC 36

**33x33 cm** 13"×13"  
8 mm 0.32 in

\*\*\*\*/640

**MOSAICO IRREGULAR**  
MOSAIC IRREGULAR

**30x30 cm** 12"×12"  
8 mm 0.32 in

\*\*\*\*/920

**MOSAICO FLECHA 12**  
MOSAIC ARROW 12

**22x29 cm** 9"×11"  
8 mm 0.32 in

\*\*\*\*/312

**MOSAICO MURETO 16**  
MOSAIC MURETO 16

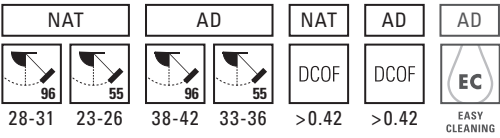
**24x49 cm** 9"×19"  
8 mm 0.32 in

\*\*\*\*/016

**RODAPÉ**  
BULLNOSE

**8x60cm ROD** 3.15"×24" ROD  
**8x30cm ROD** 3.15"×12" ROD  
8 mm 0.32 in

TUSCANIA



3 PEÇAS 3 TILES



EMBALAGENS E PESOS \ PACKING AND WEIGHTS					EMB001 Rev 91/1122					
	Formato Size	Caixa Box			Paleta Pallet					
		Pcs. Stk.	m² / m	kg	Caixa / Paleta Box / Pallet	m²	Net. kg	Brut. kg	cm	
	60×60×0,8 cm	4	1,4400 m²	24,94	32	46,0800	798	823	120×80×74	
	30×60×0,8 cm	7	1,2600 m²	21,79	40	50,4000	872	897	120×80×75	
	M30×30×0,8 cm	14	1,2600 m²	22,80	46	57,96	1.049	1.074	120×80×73	
	7,5×25×0,8 cm	54	1,0125 m²	17,22	72	72,9000	1.240	1.265	120×80×90	
Traditional	60×60×0,8 cm	4	1,4400 m²	24,94						
Mosaico 36	Mosaic 36	33×33×0,8 cm	9	0,9801m²	16,60					
Mosaico Irregular	Mosaic Irregular	30×30×0,8 cm	10	0,90 m²	16,00					
Mosaico Flecha 12	Mosaic Arrow 12	22×29×0,8 cm	11	0,7018 m²	13,00					
Mosaico Mureto 16	Mosaic Mureto 16	24×49×0,8 cm	7	0,8232 m²	13,90					
Rodapé Bullnose	8×60×0,8 cm ROD	22	13,20 m	19,265						
	8×30×0,8 cm ROD	36	10,80 m	16,20						





# BRICK ROAD

- 4 CORES  
COLOURS
- 1 FORMATO PAVIMENTO  
FLOOR TILE SIZES
- 2 DECORADOS  
DECORS





O clássico efeito tijolo,  
a melhor forma de integrar  
o conceito industrial no seu espaço!

Brick look tiles,  
a great way to bring an industrial feel  
to any space!

BRICK ROAD | OLD STREET | 7,5x25 cm 3"x10" | 4700  
BRICK ROAD | OLD STREET | Vintage | 7,5x25 cm 3"x10" | 4700/803  
IMAGINE VINTAGE | FOREST | 16x99 cm RTF 6"x39" RTF | 8772





COTTO  
EFFECT





V4

NAT



R10A

NAT




38-4233-36

NAT


DCOF

>0.42



7,5×25 cm

3"×10"

 10 mm 0.39 in


OLD STREET	3	4700
LOMBARD STREET	3	4701
MAPLE STREET	4	4702
BOURBON STREET	5	4703
VARIAÇÕES GRÁFICAS: GRAPHIC VARIATIONS:		MAIS DE 50 MORE THAN 50



OLD STREET 4700






LOMBARD STREET 4701



MAPLE STREET 4702



BOURBON STREET 4703


EMBALAGENS E PESOS \ PACKING AND WEIGHTS								EMB001 Rev 91/1122
Formato Size	Caixa Box 			Paleta Pallet 				 cm
	Pcs. Stk.	m² / m	kg	Caixa / Palette Box / Pallet	m²	Net. kg	Brut. kg	
	7,5×25×1 cm	44	0,8250 m²	17,89	72	59,4000	1.288	1.313




VINTAGE 4700/803  
ATÉ 49 VARIAÇÕES GRÁFICAS UP TO 49 GRAPHIC VARIATIONS



TOWN 4700/801  
ATÉ 12 VARIAÇÕES GRÁFICAS UP TO 12 GRAPHIC VARIATIONS



TOWN 4702/801  
ATÉ 12 VARIAÇÕES GRÁFICAS UP TO 12 GRAPHIC VARIATIONS



TOWN 4703/801  
ATÉ 12 VARIAÇÕES GRÁFICAS UP TO 12 GRAPHIC VARIATIONS

BRICK ROAD



BRICK ROAD | LOMBARD STREET | 7,5×25 cm 3"×10" | 4701  
IMAGINE | NOGUEIRA WALNUT | 16×99 cm RTF 6"×39" RTF | 8742



P.V.

PORCELANATO VIDRADO  
GLAZED PORCELAIN STONEWARE

GRÈS CÉRAME ÉMAILLÉ  
FEINSTEINZEUG GLASIERT

# MURETTO

## EFFECT



cm in		15×60 cm RTF 6"×24" RTF	30×60 cm 12"×24"	15×15 cm 6"×6"
	Espessura	8 mm	8 mm	7 mm
	Thickness	0.32 in	0.32 in	0.28 in
ART STONE	P. 306	P.V.	P.V.	P.V.
STONECRAFT	P. 316	P.V.	P.V.	

### ACABAMENTO DA SUPERFÍCIE

#### SURFACE FINISHING



Pavimento  
Floor Tiles



Revestimento  
Wall Tiles



Retificados  
Rectified



Não Retificados  
Non Rectified



Ingelivo  
Frost Resistant



Natural  
Natural

Mais informação técnica: página 480  
More technical information: page 480





# ART STONE

- 5 CORES  
COLOURS
- 2 FORMATOS REVESTIMENTO  
WALL TILES SIZES
- 1 FORMATO PAVIMENTO  
FLOOR TILE SIZE

O versátil revestimento  
tridimensional de efeito pedra!

The versatile three-dimensional  
stone-effect wall tile!

ART STONE | BRANCO WHITE | 15x60 cm RTF 6" x 24" RTF | Ângulo Externo External Angle | 15x30 cm RTF AE 6" x 12" RTF AE | 9970  
TIMBER DECK | PIMENTA PRETA BLACK PEPPER | 20x120 cm AD 8" x 47" AD | 9437  
TIMBER DECK | PIMENTA PRETA BLACK PEPPER | Peça Degrau Linear Step Tread | 20x120 cm PDL AD 8" x 47" PDL AD | 9437





ART STONE | CINZA GREY | 15x60 cm RTF 6" x 24" RTF | Ângulo Interno Internal Angle | 15x30 cm RTF AI 6" x 12" RTF AI | 9371

# ART STONE



ART STONE | CINZA GREY | 15x60 cm RTF 6" x 24" RTF | Ângulo Interno Internal Angle | 15x30 cm RTF AI 6" x 12" RTF AI | 9371  
IMAGINE SOUL | SÉSAMO SESAME | 16x99 cm RTF 6" x 39" RTF | 9104





**ART STONE | BEGE BEIGE | 15x60 cm RTF 6"x24" RTF | Ângulo Externo External Angle | 15x30 cm RTF AE 6"x12" RTF AE | 9372**  
**TIMBER | MEL HONEY | 20x120 cm RTF 8"x47" RTF | 9413**  
**ESSENCE | BEGE BEIGE | 60x120 cm RTF AD 24"x47" RTF AD | 40000**

# ART STONE



**ART STONE | BEGE BEIGE | 15x15 cm 6"x6" | 9372**  
**INDUSTRIAL STONE | ANTHRACITE ANTHRACITE | 60x60 cm AD 24"x24" RTFAD | 9243**





**ART STONE | ANTRACITE ANTHRACITE | 15×60 cm RTF 6"×24" RTF | 9373**

**TIMBER DECK | PIMENTA PRETA BLACK PEPPER | 20×120 cm AD 8"×47" AD**  
**| Peça Degrau Linear Step Tread | 20×120 cm PDL AD 8"×47" PDL AD | 9437**

## ART STONE



**ART STONE | ANTRACITE ANTHRACITE | 15×60 cm RTF 6"×24" RTF | 9373**

**TIMBER DECK | PIMENTA PRETA BLACK PEPPER | 20×120 cm AD 8"×47" AD | Peça Degrau Linear Step Tread | 20×120 cm PDL AD 8"×47" PDL AD | 9437**



MURETTO  
EFFECT



15×60 cm RTF 6"×24" RTF  
8 mm 0.32 in

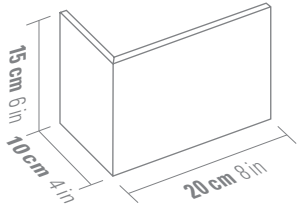


30×60 cm 12"×24"  
8 mm 0.32 in




BRANCO WHITE	9370	9370
CINZA GREY	9371	9371
BEGE BEIGE	9372	9372
ANTRACITE ANTHRACITE	9373	9373
INDIAN INDIAN	9374	9374
VARIAÇÕES GRÁFICAS: GRAPHIC VARIATIONS:	ATÉ 12 UP TO 12	ATÉ 6 UP TO 6

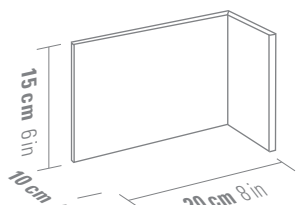
ÂNGULO  
EXTERNO  
EXTERNAL  
ANGLE




15×30 cm RTF AE  
6"×12" RTF AE  
W 145 × 298 mm  
8 mm 0.32 in  
Conjuga com 15×60 cm RTF  
Match with 15×60 cm RTF



ÂNGULO  
INTERNO  
INTERNAL  
ANGLE



15×30 cm RTF AI  
6"×12" RTF AI  
W 145 × 298 mm  
8 mm 0.32 in  
Conjuga com 15×60 cm RTF  
Match with 15×60 cm RTF




PAVIMENTO SUGERIDO  
SUGGESTED FLOOR TILES

IND.STONE




ANTRACITE  
ANTHRACITE 9243

TIMBER DECK



PIMENTA PRETA  
BLACK PEPPER 9437

IMAGINE SOUL



SÉSAMO  
SESAME 9104

RTF = Retificado  
RTF = Rectified


ART STONE



BRANCO WHITE 9370




CINZA GREY 9371



BEGE BEIGE 9372



ANTRACITE ANTHRACITE 9373



INDIAN INDIAN 9374






15×15 cm 6"×6"  
7 mm 0.28 in

BRANCO WHITE	4	9370
CINZA GREY	4	9371
BEGE BEIGE	4	9372
ANTRACITE ANTHRACITE	4	9373
INDIAN INDIAN	4	9374
VARIAÇÕES GRÁFICAS: GRAPHIC VARIATIONS:	ATÉ 80 UP TO 80	



INDIAN INDIAN 9374

EMBALAGENS E PESOS \ PACKING AND WEIGHTS					EMB001 Rev 91/1122				
Formato Size		Caixa Box 			Paleta Pallet 				
		Pcs. Stk.	m²	kg	Caixa / Paleta Box / Pallet	m²	Net. kg	Brut. kg	 cm
	15×60×0,8 cm RTF 145×598 mm	14	1,2600 m²	22,30	50	63,0000	1.115	1.140	120×80×90
	30×60×0,8 cm	7	1,2600 m²	21,79	40	50,4000	872	897	120×80×75
	15×15×0,7 cm	36	0,8100 m²	11,95	80	64,8000	956	981	120×80×75
Ângulo Externo External Angle	15×30×0,8 cm RTF AE	6	0,2700 m²	4,80					
Ângulo Interno Internal Angle	15×30×0,8 cm RTF AI	6	0,1860 m²	4,80					





# STONECRAFT

**4** CORES  
COLOURS

**2** FORMATOS REVESTIMENTO  
WALL TILES SIZES

**Revestimento tridimensional  
com inúmeras combinações de  
efeitos: madeira, mármore e pedra.**

Three-dimensional wall tile  
with a sophisticated texture  
and countless combinations of effects  
all in one: wood, marble, stone  
and burnt wood.

STONECRAFT | BEGE BEIGE | 15x60 cm RTF 6"x24" RTF | 9451  
STONECRAFT | BEGE BEIGE | ÂNGULO EXTERNO · INTERNO EXTERNAL · INTERNAL ANGLE | 15x30 cm RTF AE · 15x30 cm RTF AI 6"x12" RTF AE · 6"x12" RTF AI | 9451  
TIMBER | MEL HONEY | 20x120 cm 8"x47" | 9413



# STONECRAFT



STONECRAFT | CASTANHO BROWN | 30x60 cm 12"x24" | 9452  
 ESSENCE | BEGE BEIGE | 60x120 cm RTF 24"x47" RTF | 40000  
 ESSENCE | BEGE BEIGE | 120x120 cm RTF 47"x47" RTF | 40000





STONECRAFT | INDIAN INDIAN | 30x60 cm | 12" x 24" | 9453

STONECRAFT



STONECRAFT | INDIAN INDIAN | 30x60 cm | 12" x 24" | 9453  
TUSCANIA | AZUL BLUE | 60x60 cm AD · 30x60 cm AD 24" x 24" AD · 12" x 24" AD | 9253



MURETTO  
EFFECT



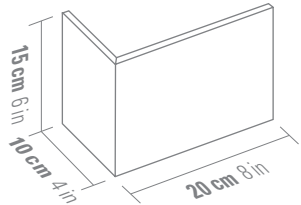
15×60 cm RTF 6"×24" RTF  
8 mm 0.32 in



30×60 cm 12"×24"  
8 mm 0.32 in

BRANCO WHITE	9450	9450
BEGE BEIGE	9451	9451
CASTANHO BROWN	9452	9452
INDIAN INDIAN	9453	9453
VARIAÇÕES GRÁFICAS: GRAPHIC VARIATIONS:	ATÉ 12 UP TO 12	ATÉ 6 UP TO 6

ÂNGULO  
EXTERNO  
EXTERNAL  
ANGLE



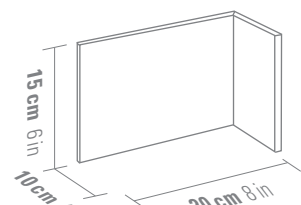
15×30 cm RTF AE  
6"×12" RTF AE  
8 mm 0.32 in

W 145 × 298 mm

Conjuga com 15×60 cm RTF  
Match with 15×60 cm RTF



ÂNGULO  
INTERNO  
INTERNAL  
ANGLE



15×30 cm RTF AI  
6"×12" RTF AI  
8 mm 0.32 in

W 145 × 298 mm

Conjuga com 15×60 cm RTF  
Match with 15×60 cm RTF



PAVIMENTO SUGERIDO  
SUGGESTED FLOOR TILES

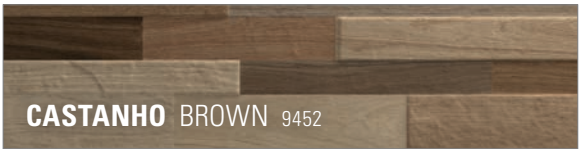
ESSENCE	TUSCANIA	TIMBER	IMAGINE SOUL
BEGE BEIGE 40000	AZUL BLUE 9253	MEL HONEY 9413	PIMENTA PEPPER 9105




RTF = Retificado  
RTF = Rectified

STONECRAFT



STONECRAFT | BRANCO WHITE | 15×60 cm RTF 6"×24" RTF | Ângulo Externo External Angle | 15×30 cm RTF AE 6"×12" RTF AE | 9450



EMBALAGENS E PESOS / PACKING AND WEIGHTS							EMB001 Rev 91/1122		
Formato Size		Caixa Box 			Paleta Pallet 				
		Pcs. Stk.	m²	kg	Caixa / Paleta Box / Pallet	m²	Net. kg	Brut. kg	 cm
	15×60×0,8cm RTF 145×598 mm	14	1,2600 m²	22,30	50	63,0000	1.115	1.140	120×80×90
	30×60×0,8cm	7	1,2600 m²	21,79	40	50,4000	872	897	120×80×75
Ângulo Externo External Angle	15×30×0,8cm RTF AE	6	0,2700 m²	4,80					
Ângulo Interno Internal Angle	15×30×0,8cm RTF AI	6	0,1860 m²	4,80					




P.V.

PORCELANATO VIDRADO  
GLAZED PORCELAIN STONEWARE

GRÈS CÉRAME ÉMAILLÉ  
FEINSTEINZEUG GLASIERT

ENCAUSTIC  
EFFECT

MIX & MATCH



cm		M 20 × 20	
in		8" × 8"	
<div><div></div></div> Espessura		8 mm	
		Thickness	
		0.32 in	
HERITAGE		<div>NAT</div>	<div></div>
CASCAIS	P. 328	<div>P.V.</div>	<div>P.V.</div>
TOMAR	P. 332	<div>P.V.</div>	<div>P.V.</div>
BRAGA	P. 336	<div>P.V.</div>	
COIMBRA	P. 338	<div>P.V.</div>	
LISBOA	P. 340	<div>P.V.</div>	
PORTO	P. 342	<div>P.V.</div>	

ACABAMENTO DA SUPERFÍCIE  
SURFACE FINISHING



Pavimento  
Floor Tiles



Revestimento  
Wall Tiles



Não Retificados  
Non Rectified



Ingelivo  
Frost Resistant



Brilhante  
Glossy



Natural  
Natural

Mais informação técnica: página 480  
More technical information: page 480





HERITAGE | LISBOA | AZUL – AMARELO BLUE – YELLOW | M 20×20 cm 8"×8" | L6 9225  
FACTORY | ANTRACITE ANTHRACITE | M 50×50 cm 20"×20" | 8823

# HERITAGE

**6** TEMAS DECORATIVOS  
DECORATIVE MOTIFS

**1** FORMATO PAVIMENTO  
FLOOR TILE SIZES

**2** ACABAMENTOS  
FINISHINGS

Os azulejos como estilo eclético  
da cultura portuguesa.

Tiles as a common ground  
in the eclectic portuguese culture.



## HERITAGE





ENCAUSTIC  
EFFECT

MIX & MATCH

CASCAIS

PASTEL  
PASTEL  
M20x20 cm 8"x8"  
8 mm 0.32 in  
NAT  
☀

☑

☑

☑

V1

☑

☑

☑

NAT

NAT

NAT

R9

28-31

23-26

DCOF

>0.42



NAT ☀

CA1 9380 4 CA1 9390 4



NAT ☀

CA2 9381 4 CA2 9391 4



NAT ☀

CA3 9382 4 CA3 9392 4



NAT ☀

CA4 9383 4 CA4 9393 4



NAT ☀

CA5 9384 4 CA5 9394 3



NAT ☀

CA6 9385 4 CA6 9395 4



NAT ☀

CA7 9386 4 CA7 9396 4



NAT ☀




CA8 9387 4 CA8 9397 3

Nota: Podem existir diferenças de tonalidade entre acabamentos diferentes.  
Note: Shade variation may exist between different finish.

HERITAGE



HERITAGE | CASCAIS | NATURAL NATURAL | PASTEL PASTEL | M20x20 cm 8"x8" | CA 4 9383

EMBALAGENS E PESOS \ PACKING AND WEIGHTS								EMB001 Rev 91/1122	
Formato Size	Caixa Box 			Paleta Pallet 					
	Pcs. Stk.	m² / m	kg	Caixa / Paleta	m²	Net. kg	Brut. kg	 cm	
				Box / Pallet					
M20x20x0,8cm	19	0,7600 m²	12,87	84	63,8400	1.081	1.106	120x80x73	



## HERITAGE





ENCAUSTIC  
EFFECT

MIX & MATCH

NAT

NAT

NAT

DCOF

V1

4

R9

28-31

23-26

&gt;0.42

TOMAR

BRANCO – CASTANHO  
WHITE – BROWN  
M20×20 cm 8"×8"  
8 mm 0.32 in

NAT



NAT

T8 9357T8 9367



NAT

T1 9350T1 9360



NAT

T2 9351T2 9361



NAT

T3 9352T3 9362



NAT

T6 9355T6 9365



NAT

T7 9356T7 9366



NAT

T5 9354T5 9364



NAT

T4 9353T4 9363






Nota: Podem existir diferenças de tonalidade entre acabamentos diferentes.  
Note: Shade variation may exist between different finish.

HERITAGE



HERITAGE TOMAR | NATURAL NATURAL | BRANCO – CASTANHO WHITE – BROWN | M20×20 cm 8"×8" | T5 9354

EMBALAGENS E PESOS \ PACKING AND WEIGHTS								EMB001 Rev 91/1122	
Formato Size	Caixa Box 			Paleta Pallet 					
	Pcs. Stk.	m² / m	kg	Caixa / Paleta	m²	Net. kg	Brut. kg	 cm	
				Box / Pallet					
M20×20×0,8cm	19	0,7600 m²	12,87	84	63,8400	1.081	1.106	120×80×73	



ENCAUSTIC  
EFFECT

MIX & MATCH

V1

NAT

R9

28-31

23-26

>0.42

BRAGA

PRETO – BRANCO  
BLACK – WHITE

M20×20 cm 8"×8"

8 mm 0.32 in

BRANCO NUVEM  
WHITE CLOUD  
9204


BRANCO  
WHITE  
9205

CINZA  
GREY  
9206


ANTRACITE  
ANTHRACITE  
9207




B1 9268




B2 9269



B3 9270



B4 9271



B5 9272



B6 9275



B7 9273



B8 9274






B9 9277



B10 9276



HERITAGE | BRAGA | PRETO – BRANCO BLACK – WHITE | M20×20 cm 8"×8" | B10 9276

EMBALAGENS E PESOS \ PACKING AND WEIGHTS								EMB001 Rev 91/1122	
Formato Size	Caixa Box 			Paleta Pallet 					
	Pcs. Stk.	m² / m	kg	Caixa / Paleta Box / Pallet	m²	Net. kg	Brut. kg	 cm	
M20×20×0,8cm	19	0,7600 m²	12,87	84	63,8400	1.081	1.106	120×80×73	



ENCAUSTIC  
EFFECT

MIX & MATCH

NAT

NAT

NAT

V1

R9


28-31

23-26

> 0.42

COIMBRA


PRETO – BRANCO  
BLACK – WHITE  
M20×20 cm 8"×8"  
8 mm 0.32 in




BRANCO NUVEM  
WHITE CLOUD  
9204



C1 9214



C2 9209




C3 9213



C4 9211



C5 9212



C6 9210



C7 9208

EMBALAGENS E PESOS \ PACKING AND WEIGHTS								EMB001 Rev 91/1122
Formato Size	Caixa Box			Paleta Pallet				
	Pcs. Stk.	m² / m	kg	Caixa / Paleta Box / Pallet	m²	Net. kg	Brut. kg	cm
M20×20×0,8 cm	19	0,7600 m²	12,87	84	63,8400	1.081	1.106	120×80×73

HERITAGE



HERITAGE | COIMBRA | PRETO – BRANCO BLACK – WHITE | M20×20 cm 8"×8" | C3 9213



ENCAUSTIC  
EFFECT

MIX & MATCH

V1

R9

NAT

28-31

NAT

23-26

NAT

DCOF

>0.42

LISBOA

AZUL – AMARELO  
BLUE – YELLOW

M20×20 cm 8"×8"

8 mm 0.32 in

BRANCO NUVEM  
WHITE CLOUD  
9204

BRANCO  
WHITE  
9205

CINZA  
GREY  
9206

ANTRACITE  
ANTHRACITE  
9207



L1 9229




L2 9227



L3 9224



L4 9228



L5 9226



L6 9225

EMBALAGENS E PESOS \ PACKING AND WEIGHTS								EMB001 Rev 91/1122
Formato Size	Caixa Box			Paleta Pallet				
	Pcs. Stk.	m² / m	kg	Caixa / Paleta Box / Pallet	m²	Net. kg	Brut. kg	cm
M20×20×0,8 cm	19	0,7600 m²	12,87	84	63,8400	1.081	1.106	120×80×73

HERITAGE



HERITAGE | LISBOA | AZUL – AMARELO BLUE – YELLOW | M20×20 cm 8"×8" | L4 9228



ENCAUSTIC  
EFFECT

MIX & MATCH



NAT

NAT

NAT

DCOF

V1

R9

28-31

23-26

>0.42

PORTO

CINZA – AZUL  
GREY – BLUE

M20×20 cm 8"×8"

8 mm 0.32 in

BRANCO NUVEM  
WHITE CLOUD  
9204



P1 9216



P2 9219




P3 9221



P4 9215



P5 9220



P6 9218



P7 9217

EMBALAGENS E PESOS \ PACKING AND WEIGHTS								EMB001 Rev 91/1122	
Formato Size	Caixa Box			Paleta Pallet					
	Pcs. Stk.	m² / m	kg	Caixa / Paleta Box / Pallet	m²	Net. kg	Brut. kg	cm	
M20×20×0,8 cm	19	0,7600 m²	12,87	84	63,8400	1.081	1.106	120×80×73	





A.Z.

AZULEJO DE PASTA BRANCA BICOZEDURA  
DOUBLE FIRED WHITE BODY WALL TILE

FAÏENCE EN PÂTE BLANCHE BI-CUISSON  
WEISS-SCHERBIGE ZWEIBRAND STEINGUTFLIESEN

P.V.

PORCELANATO VIDRADO  
GLAZED PORCELAIN STONEWARE

GRÈS CÉRAMÉ ÉMAILLÉ  
FEINSTEINZEUG GLASIERT

COLOUR



Retificados  
Rectified



Não Retificados  
Non Rectified



49×99 RTF  
19"×39" RTF



30×90 RTF  
12"×35" RTF



M25×75  
10"×30"



M 25×55  
10"×22"



M 25×45  
10"×18"



M 10×40  
4"×16"



M 10×30  
4"×12"



M 10×30  
4"×12"



M 7,5×15  
3"×6"



7,5×25  
3"×10"




15×15  
6"×6"



7,5×15  
3"×6"



7,5×15  
3"×6"

		<div> Espessura Thickness</div>	9 mm 0.35 in	10 mm 0.39 in	9 mm 0.35 in	8 mm 0.32 in	8 mm 0.32 in	8 mm 0.32 in	8 mm 0.32 in	8 mm 0.32 in	7,5 mm 0.30 in	7,5 mm 0.30 in	8 mm 0.32 in	7 mm 0.28 in	7 mm 0.28 in	5,8 mm 0.23 in	5,8 mm 0.23 in
BRANCOS	P. 346	P.V.		A.Z.	A.Z.	A.Z.	A.Z.	A.Z.									
ART	P. 352			A.Z.													
BLOOM	P. 358					A.Z.											
TREND	P. 364					A.Z.				A.Z.							
VIBE	P. 370					A.Z.											
COSMOPOLITAN	P. 376								A.Z.								
CRACKLÉ	P. 384									P.V.			P.V.				
METRO	P. 392									P.V.			P.V.				
NEW YORK	P. 400									A.Z.							
SOHO	P. 406									A.Z.							
TIFFANY	P. 412										A.Z.	A.Z.				A.Z.	A.Z.
INFINITY	P. 418												P.V.				
LUX	P. 426												P.V.				
MANHATTAN	P. 434												P.V.				
SPLASH - ELEMENT	P. 442														P.V.		
SPLASH - POOL	P. 450														P.V.		

MIX & MATCH

ACABAMENTO DA SUPERFÍCIE  
SURFACE FINISHING



Pavimento  
Floor Tiles



Revestimento  
Wall Tiles



Retificados  
Rectified



Não Retificados  
Non Rectified



Ingelivo  
Frost Resistant



Brilhante  
Glossy



Mate  
Matt



Natural  
Natural

Mais informação técnica: página 480  
More technical information: page 480





# BRANCOS

**2** CORES  
COLOURS

**4** FORMATOS REVESTIMENTO  
WALL TILES SIZES

**3** ESTRUTURAS  
STRUCTURES

**1** COR  
COLOUR

**1** FORMATOS PAVIMENTO  
FLOOR TILES SIZES

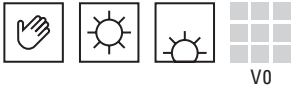
**Acabamentos mate e brilhante,  
texturas neutras e suaves,  
formatos de pequena  
e grande dimensão que coexistem  
em perfeita harmonia!**

Contrasting matt and glossy finishes,  
neutral and soft textures,  
small sizes and large slabs coexist  
in perfect harmony!

BRANCOS | BRANCO WHITE | 30×90 cm RTF | 12"×35" RTF | 16001  
BRANCOS | BRANCO WHITE | Mistral | 30×90 cm RTF | 12"×35" RTF | 16001/450  
INDUSTRIAL STONE | CINZA GREY | 60×60 · 30×60 cm 24"×24" · 12"×24" | 9242




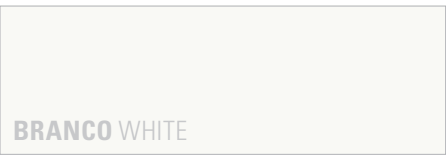
COLOUR



30×90 cm RTF 12"×35" RTF


10 mm 0.39 in

BRANCO WHITE	16000	16001
PÉROLA PEARL	16002	16003




MISTRAL

30×90 cm RTF 12"×35" RTF



16000/450 16001/450




16002/450 16003/450

LEAF

30×90 cm RTF 12"×35" RTF



16000/650 16001/650



16002/650 16003/650

Outros formatos de revestimento com o Branco CINCA: Other wall sizes with White CINCA:

M 20×40 cm 8"×16" · M 10×30 cm 4"×12" · M 20×20 cm 8"×8" · M 15×15 cm 6"×6"

Listéis Piano e outras Peças Especiais Piano Listels and other Special Trims

arquitectos P.464

DIAMOND M 10×30 cm 4"×12" · DIAMOND 7,5×15 cm 3"×6" · 7,5×15 cm 3"×6"

Rodapés Bullnoses

TIFFANY P.412

RTF = Retificado  
RTF = Rectified

BRANCOS



M 25×75 cm 10"×30"

9 mm 0.35 in



M 25×55 cm 10"×22"

8 mm 0.32 in



M 25×45 cm 10"×18"

8 mm 0.32 in

BRANCO WHITE	6000	6001	4000	4001	3001	3000
PÉROLA PEARL	-	-	4002	4003	3002	-

ONDA

M 25×75 cm 10"×30"  
M 25×55 cm 10"×22"



BRANCO WHITE 6002 4097 M 25×75 cm M 25×55 cm

LISTEL

2×55 cm 0.79"×22"




8 mm 0.32 in

COBRE COPPER	0450/761	0450/769

2×55 cm 0.79"×22"

8 mm 0.32 in

AÇO STEEL	0450/759	0450/760

EMBALAGENS E PESOS \ PACKING AND WEIGHTS					EMB001 Rev 91/1122				
Formato Size		Caixa Box 			Paleta Pallet 				
		Pcs. Stk.	m² / m	kg	Caixa / Paleta Box / Pallet	m²	Net. kg	Brut. kg	 cm
REVESTIMENTO WALL TILES									
	30×90×1 cm RTF 298×898 mm	4	1,0800 m²	19,25	48	51,8400	924	949	120×100×85
	M25×75×0,9cm	7	1,3125 m²	21,00	42	55,125	882	907	120×80×90
	M25×55×0,8cm	10	1,3750 m²	18,29	48	66,0000	878	903	120×80×90
	M25×45×0,8 cm	10	1,125 m²	15,25	60	67,50	915	940	120×80×92
Mistral · Leaf	30×90×1 cm RTF 298×898 mm	4	1,0800 m²	19,25					
Onda	M25×75×0,9cm	7	1,3125 m²	21,00					
Onda	M25×55×0,8cm	10	1,375 m²	18,90					
Listel Listel	2×55×0,8 cm	9	4,95 m	2,00					



NAT

NAT


26-29

NAT

19-21

DCOF

>0.42



49×99cm RTF 19"×39" RTF  
9 mm 0.35 in




BRANCO WHITE 9000

RODAPÉ  
BULLNOSE



8×49cm RTF ROD 3.15"×19" RTF ROD  
9 mm 0.35 in

9000

EMBALAGENS E PESOS \ PACKING AND WEIGHTS							EMB001 Rev 91/1122		
Formato Size	Caixa Box 			Paleta Pallet 					
	Pcs. Stk.	m² / m	kg	Caixa / Paleta Box / Pallet	m²	Net. kg	Brut. kg	 cm	
PAVIMENTO FLOOR TILES									
	49×99×0,9 cm RTF 493×987 mm	3	1,4553 m²	27,04	32	46,5696	865	890	120×100×64
Rodapé Bullnose	8×49×0,9 cm RTF ROD	26	12,7400 m	19,90					

Outros formatos de pavimento com o Branco CINCA:  
Other floor sizes with White CINCA:

M 30×30 cm 12"×12" · M 10×30 cm 4"×12" · M 20×20 cm 8"×8" · M 20×20 cm AD 8"×8" AD

Peças Especiais Special Trims

NovaArquitectura P. 458

RTF = Retificado  
RTF = Rectified

BRANCOS



BRANCOS | BRANCO WHITE | 49×99cm RTF 19"×39" RTF | 9000





# ART

6 CORES  
COLOURS

1 FORMATO REVESTIMENTO  
WALL TILE SIZE

3 ESTRUTURAS  
STRUCTURES

3 MOSAICOS  
MOSAICS

**Design minimalista  
mas irreverentemente estruturado.**

Tiles with a minimalist design  
but talented and skilled details.

ART | BRANCO WHITE | 30x90 cm RTF 12x35 RTF | 16038  
ART | PRETO BLACK | 30x90 cm RTF 12x35 RTF | 16043  
ART | PRETO - BRANCO - AZUL BLACK - WHITE - BLUE | Mosaico Flecha 12 Mosaic Arrow 12 | 22x29 cm 9x11" | 16038/313  
IMAGINE SOUL | PIMENTA PEPPER | 24,5x99 cm RTF 10x39 RTF | 9105





ART | PÉROLA PEARL | Mistral | 30×90 cm RTF 12"×35" RTF | 16040/450

ART



ART | TAUPE TAUPE · PÉROLA PEARL | 30×90 cm RTF 12"×35" RTF | 16042 · 16040  
ART | PÉROLA PEARL | Mistral | 30×90 cm RTF 12"×35" RTF | 16040/450  
MERCURY | ANTRACITE ANTHRACITE | 49×99 cm RTF 19"×39" RTF | 9146









# BLOOM

**5** CORES  
COLOURS

**1** FORMATO REVESTIMENTO  
WALL TILES SIZE

**1** ESTRUTURA  
STRUCTURE

**1** DECORADO  
DECOR

**Versatilidade, tendência  
e elegância.**

Versatility, trend and elegance.

**BLOOM | VERDE GREEN | M 25x55cm 10"x22" | 6182**  
**BLOOM | CINZA GREY | M 25x55cm 10"x22" | 6180**  
**BLOOM | CINZA GREY | Wave | M 25x55cm 10"x22" | 6180/400**  
**IMAGINE SOUL | CAFÉ COFFEE | 24,5x99cm RTF - 16x99cm RTF 10"x39" RTF - 6"x39" RTF | 9103**  
**IMAGINE SOUL | CAFÉ COFFEE | Mosaico 36 Mosaic 36 | 33x33cm 13"x13" | 9103/640**




BLOOM




**BLOOM | TAUPE** TAUPE | **M 25×55 cm** 10"×22" | 6181  
**TIMBER | MEL HONEY** | **20×120 cm** 8"×47" | 9413



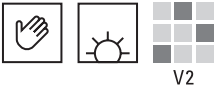
COLOUR



M25×55 cm 10"×22"

 8 mm 0.32 in

BRANCO WHITE	6178
PÉROLA PEARL	6179
CINZA GREY	6180
TAUPE TAUPE	6181
VERDE GREEN	6182
VARIAÇÕES GRÁFICAS: GRAPHIC VARIATIONS:	ATÉ 12 UP TO 12



WAVE

M25×55 cm 10"×22"



BRANCO WHITE

6178



CINZA GREY

6180



PÉROLA PEARL

6179



TAUPE TAUPE

6181



VERDE GREEN

6182



6178/400



6180/400



6179/400



6181/400



6182/400



6178/800



6180/800



6179/800



6181/800




6182/800




PAVIMENTO SUGERIDO SUGGESTED FLOOR TILES


TIMBER



MEL HONEY 9413






GENGIBRE GINGER 9412



CAFÉ COFFEE 9103

IMAGINE SOUL



EMBALAGENS E PESOS \ PACKING AND WEIGHTS								
Formato Size	Caixa Box 			Paleta Pallet 				
	Pcs. Stk.	m² / m	kg	Caixa / Paleta Box / Pallet	m²	Net. kg	Brut. kg	 cm
	M25×55×0,8 cm	10	1,3750 m²	18,29	48	66,0000	878	903
Wave - Stamp	M25×55×0,8 cm	10	1,3750 m²	18,90				120×80×90





# TREND

7 CORES  
COLOURS

2 FORMATOS REVESTIMENTO  
WALL TILES SIZES

1 ESTRUTURA  
STRUCTURE

2 DECORADOS  
DECORS

1 MOSAICO  
MOSAIC

**Cores vibrantes  
e nuances modernas  
que seguem as últimas  
tendências da moda.**

Vibrant colors and stylish shades  
following the latest fashion trends.





TREND | CHAMPAGNE CHAMPAGNE | M 10x30 cm 4"x12" | 6156





TREND

TREND | CHAMPAGNE CHAMPAGNE | M 25x55 cm 10"x22" | 6156  
TREND | TAUPE TAUPE | M 25x55 cm 10"x22" | 6158  
IMAGINE SOUL | SÉSAMO SESAME | 24,5x99 cm RTF · 16x99 cm RTF 10"x39" RTF · 6"x39" RTF | 9104




COLOUR












**M25×55 cm**
10"×22"


**8 mm** 0.32 in

**M 10×30 cm**
4"×12"





**8 mm** 0.32 in

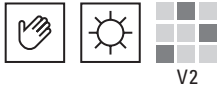
<b>BRANCO</b> WHITE	6154	6154
<b>CINZA</b> GREY	6155	6155
<b>CHAMPAGNE</b> CHAMPAGNE	6156	6156
<b>TURQUESA</b> TURQUOISE	6157	6157
<b>TAUPE</b> TAUPE	6158	6158
<b>VERDE</b> GREEN	6159	6159
<b>AZUL</b> BLUE	6160	6160















MOSAICO 121 MOSAIC 121	RODAPÉ BULLNOSE	V-CAP V-CAP
		
33×33 cm 13"×13"	7,5×25 cm 3"×10"	7,5×25 cm 3"×10"
 8 mm 0.32 in	 8 mm 0.32 in	 8 mm 0.32 in
****/221	****/050	****/020




PAVIMENTO SUGERIDO SUGGESTED FLOOR TILES





























IMAGINE SOUL




		
CAJU CASHEW	SÉSAMO SESAME	PIMENTA PEPPER
9101	9104	9105



	
BRANCO WHITE	
6154	
	
CINZA GREY	
6155	
	
CHAMPAGNE CHAMPAGNE	
6156	
	
TAUPE TAUPE	
6158	
	
VERDE GREEN	
6159	
	
TURQUESA TURQUOISE	
6157	
	
AZUL BLUE	
6160	

ONDA    M25×55 cm 10"×22"  74    SQUARES    M25×55 cm 10"×22"  74    SHATTER    M25×55 cm 10"×22"  74

			
6154/500	6154/800	6154/801	
			
6155/500	6155/800	6155/801	
			
6156/500	6156/800	6156/801	
			
6158/500	6158/800	6158/801	
			
6159/500	6159/800	6159/801	
			
6157/500	6157/800	6157/801	
			
6160/500	6160/800	6160/801	

EMBALAGENS E PESOS \ PACKING AND WEIGHTS							EMB001 Rev 91/1122			
Formato Size		Caixa Box 			Paleta Pallet 					
		Pcs. Stk.	m² / m	kg	Caixa / Paleta Box / Pallet	m²	Net. kg	Brut. kg	 cm	
	M25×55×0,8cm	10	1,3750 m <sup>2</sup>	18,29	48	66,0000	878	903	120×80×90	
	M10×30×0,8 cm	30	0,9000 m <sup>2</sup>	11,52	88	79,2000	1.014	1.039	120×80×93	
Onda - Squares - Shatter	M25×55×0,8cm	10	1,375 m <sup>2</sup>	18,90						
Mosaico 121	Mosaic 121	33×33×0,8 cm	10	1,089 m <sup>2</sup>						13,41
Rodapé Bullnose	7,5×25×0,8cm	44	11,00 m	11,04						
V-Cap	V-Cap	7,5×25×0,8cm	7	1,75 m						2,41





# VIBE

8 CORES  
COLOURS

1 FORMATO REVESTIMENTO  
WALL TILES SIZE

**Conjugação de cores intensas  
e superfícies  
brilhantes irregulares.**

A mixture of intense colours  
and glossy surfaces  
with a subtly irregular glaze.

VIBE | VERDE GREEN | M 25x55cm 10"x22" | 6174  
VIBE | TAUPE TAUPE | M 25x55cm 10"x22" | 6172  
SPLASH | ELEMENT | VERDE FOLHA LEAF GREEN | 15x15cm 6"x6" | 9326  
IMAGINE SOUL | SÉSAMO SESAME | 24,5x99cm RTF · 16x99cm RTF 10"x39" RTF · 6"x39" RTF | 9104





VIBE

VIBE | PÉROLA PEARL | M 25×55 cm 10"×22" | 6171  
VIBE | TAUPE TAUPE | M 25×55 cm 10"×22" | 6172  
IMAGINE SOUL | CHIA CHIA | 16×99 cm RTF 6"×39" RTF | 9102



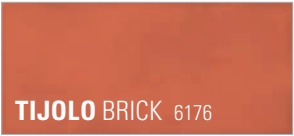


COLOUR



M25×55 cm 10"×22"

8 mm 0.32 in



BRANCO WHITE	6170
PÉROLA PEARL	6171
TAUPE TAUPE	6172
AMARELO YELLOW	6173
VERDE GREEN	6174
AZUL BLUE	6175
TIJOLO BRICK	6176
ANTRACITE ANTHRACITE	6177
VARIações GRÁFICAS: GRAPHIC VARIATIONS:	
12 VARIações GRÁFICAS UP TO 12 GRAPHIC VARIATIONS	



PAVIMENTO SUGERIDO SUGGESTED FLOOR TILES

IMAGINE SOUL

INDUSTRIAL STONE



SÉSAMO  
SESAME

9104

CHIA  
CHIA

9102

BRANCO  
WHITE

9240

EMBALAGENS E PESOS \ PACKING AND WEIGHTS								EMB001 Rev 91/1122
Formato Size	Caixa Box			Paleta Pallet				
	Pcs. Stk.	m² / m	kg	Caixa / Paleta Box / Pallet	m²	Net. kg	Brut. kg	cm
M25×55×0,8cm	10	1,3750 m²	18,29	48	66,0000	878	903	120×80×90



VIBE | TIJOLO BRICK | M 25×55 cm 10"×22" | 6176





COSMOPOLITAN | PRETO BLACK | Mix | M 10×40 cm 4"×16" | 12309/400  
COSMOPOLITAN | PRETO BLACK | M 10×40 cm 4"×16" | 12209

# COSMOPOLITAN

7 CORES  
COLOURS

2 ACABAMENTOS  
FINISHINGS

1 FORMATO  
REVESTIMENTO  
WALL TILE  
SIZE

ATÉ  
UPTO  
5 FUNDOS  
ESTRUTURADOS  
FIELD TILE  
STRUCTURES

COMBINAÇÃO DE  
COMBINATION OF  
5 ESTRUTURAS  
DECORATIVAS  
DECORATIVE  
STRUCTURES

**Azulejos M 10×40 discretos e elegantes, que combinam texturas e acabamentos de forma intrigante.**

M 10×40 wall tiles discreet and elegant, which combine textures and finishes in intriguing ways.



COSMOPOLITAN







COSMOPOLITAN | MONUMENTAL MIST MONUMENTAL MIST | Mix | M 10×40 cm 4"×16" | 12231/400  
COSMOPOLITAN | CINZA GREY | Mix | M 10×40 cm 4"×16" | 12231/400  
COSMOPOLITAN | VERDE SAFARI SAFARI GREEN | M 10×40 cm 4"×16" | 12228

# COSMOPOLITAN

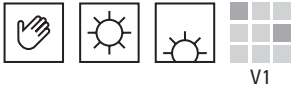






COSMOPOLITAN | VERDE SAFARI SAFARI GREEN | Mix | M 10×40 cm 4"×16" | 12328/400  
ARQUITECTOS | VERDE SAFARI SAFARI GREEN | M 20×40 cm 8"×16" | 2328  
HERITAGE | BRAGA | PRETO - BRANCO BLACK - WHITE | M 20×20 cm 8"×8" | B10 9276



COLOUR


MIX & MATCH




		
M 10×40 cm 4"×16"		
 8 mm 0.32 in		
		
BRANCO WHITE	12200	12300
CINZA AÇO STEEL GREY	12203	12303
PRETO BLACK	12209	12309
VERDE SAFARI SAFARI GREEN	12228	12328
CINZA GREY	12231	12331
AZUL BLUE	12233	12333
MONUMENTAL MIST	12234	12334

MIX		
BRANCO WHITE	12200/400	12300/400
CINZA AÇO STEEL GREY	12203/400	12303/400
PRETO BLACK	12209/400	12309/400
VERDE SAFARI SAFARI GREEN	12228/400	12328/400
CINZA GREY	12231/400	12331/400
AZUL BLUE	12233/400	12333/400
MONUMENTAL MIST	12234/400	12334/400

PRETO  
BLACK



CINZA  
GREY



CINZA  
AÇO  
STEEL  
GREY




MONUMETAL  
MIST  
MONUMENTAL  
MIST



BRANCO  
WHITE



VERDE  
SAFARI  
SAFARI  
GREEN






AZUL  
BLUE



ATÉ 5 FUNDOS ESTRUTURADOS  
UP TO 5 FIELD TILE STRUCTURES

COMBINAÇÃO DE 5  
ESTRUTURAS DECORATIVAS  
COMBINATION OF 5  
DECORATIVE STRUCTURES







EMBALAGENS E PESOS \ PACKING AND WEIGHTS								EMB001 Rev 91/1122	
Formato Size	Caixa Box 			Paleta Pallet 					
	Pcs. Stk.	m² / m	kg	Caixa / Paleta Box / Pallet	m²	Net. kg	Brut. kg	 cm	
M 10×40×0,8cm	30	1,2000 m²	15,80	52	62,4000	822	847	120×80×95	

 BRILHANTE  
GLOSSY

 MATE  
MATT

Nota: Podem existir diferenças de tonalidade entre acabamento brilhante e mate.  
Note: Shade variation may exist between glossy and matt finish.







# CRACKLÉ

**10** CORES  
COLOURS

**2** FORMATOS REVESTIMENTO  
WALL TILES SIZES

**Efeito iridescente  
e teia de fissuras que conferem  
carácter aos diferentes espaços.**

Iridescent effect and cracks,  
bring character to all rooms.





**CRACKLÉ | CINZA CLARO** LIGHT GREY | **M 10×30 cm** 4"×12" | 9402  
**CRACKLÉ | CINZA CLARO** LIGHT GREY | **Rodapé Côncavo** Cove Skirting | **M 10×20 cm RC** 4"×8" RC | 9402



**CRACKLÉ | BRANCO** WHITE | **M 10×30 cm** 4"×12" | 9400  
**CRACKLÉ | BRANCO** WHITE | **Cantoneira Convexa** External Profile Edge | **20×3 cm CX** 8"×1.18" CX | 9400





CRACKLÉ | AMARELO LIMÃO LEMON YELLOW | M 7,5x15 cm 3" x 6" | 9409



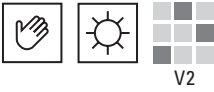
CRACKLÉ

CRACKLÉ | VERDE ESMERALDA EMERALD GREEN | M 10x30 cm 4" x 12" | 9407



COLOUR

MIX & MATCH



**M10×30 cm** 4"×12"  
8 mm 0.32 in

**RODAPÉ**  
BULLNOSE



**M10×30 cm B1G** 4"×12" B1G  
8 mm 0.32 in

Ref.: 94\*\*/050

**RODAPÉ**  
BULLNOSE



**M10×30 cm B1P** 4"×12" B1P  
8 mm 0.32 in

Ref.: 94\*\*/025

**RODAPÉ CÔNCAVO**  
COVE SKIRTING



**M10×20 cm RC** 4"×8" RC  
6 mm 0,24 in

Ref.: 94\*\*

**CANTONEIRA CONVEXA**  
EXTERNAL PROFILE EDGE



**20×3 cm CX** 8"×1.18" CX  
6 mm 0,24 in

Ref.: 94\*\*



**M7,5×15 cm** 3"×6"  
8 mm 0.32 in

**RODAPÉ**  
BULLNOSE



**M7,5×15 cm B1G** 3"×6" B1G  
8 mm 0.32 in

Ref.: 94\*\*/050

**RODAPÉ**  
BULLNOSE



**M7,5×15 cm B1P** 3"×6" B1P  
8 mm 0.32 in

Ref.: 94\*\*/025

**ÂNGULO INTERNO**  
INTERNAL ANGLE



**10×3 cm AI** 4"×1.18" AI  
6 mm 0,24 in

Ref.: 94\*\*

**CANTONEIRA CÔNCAVA**  
INTERNAL PROFILE EDGE



**20×3 cm CV** 8"×1.18" CV  
6 mm 0,24 in

Ref.: 94\*\*

PEÇAS ESPECIAIS DISPONÍVEIS NAS 10 CORES.  
SPECIAL TRIMS AVAILABLE IN ALL 10 COLOURS.

**ROSA**  
PINK



9404



9404



**BRANCO**  
WHITE



9400



9400



**CINZA CLARO**  
LIGHT GREY



9402



9402



**CINZA ESCURO**  
DARK GREY



9403



9403



**BEGE**  
BEIGE



9401



9401



**AMARELO LIMÃO**  
LEMON YELLOW



9409



9409



**AZUL ELÉTRICO**  
ELECTRIC BLUE



9405



9405



**AZUL**  
BLUE



9406



9406



**VERDE MAR**  
SEA GREEN



9408



9408



**VERDE ESMERALDA**  
EMERALD GREEN



9407



9407



A aplicação do Porcelanato Vidrado CRACKLÉ requer especial cuidado para evitar a absorção de agentes manchantes. Aconselhamos a utilização de um produto selante de proteção da superfície antes e depois do rejuntamento.  
Installation of our CRACKLÉ Ceramic Tile requires special procedures in order to avoid the absorption of staining agents over time. We advise the use of sealer product twice – once before groutingand once after.

CRACKLÉ

CRACKLÉ | BRANCO WHITE | M7,5×15 cm 3"×6" | 9400  
CRACKLÉ | VERDE MAR SEA GREEN | Cantoneira Convexa External Profile Edge | 20×3 cm CX | 9408  
CRACKLÉ | VERDE MAR SEA GREEN | M7,5×15 cm 3"×6" | 9408

EMBALAGENS E PESOS \ PACKING AND WEIGHTS

EMB001 Rev 91/1122

	Formato Size	Caixa Box			Paleta Pallet				
		Pcs. Stk.	m² / m	kg	Caixa / Palette Box / Pallet	m²	Net. kg	Brut. kg	cm
	M10×30×0,8 cm	42	1,2600 m²	20,93	48	60,4800	1.005	1.030	120×80×73
	M7,5×15×0,8 cm	44	0,4950 m²	7,90	120	59,4000	948	973	120×80×77
Rodapé Bullnose	M10×30×0,8 cm B1G	42	12,60 m	23,10					
Rodapé Bullnose	M10×30×0,8 cm B1P	42	12,60 m	23,10					
Rodapé Côncavo Cove Skirting	M10×20×0,6 cm RC	10	2,00 m	3,30					
Rodapé Bullnose	M7,5×15×0,8 cm B1G	44	6,60 m	7,90					
Rodapé Bullnose	M7,5×15×0,8 cm B1P	44	6,60 m	7,90					
Cantoneira Convexa External Profile Edge	20×3×0,6 cm CX	25	-	2,25					
Cantoneira Côncava Internal Profile Edge	20×3×0,6 cm CV	25	-	2,25					
Ângulo Interno Internal Angle	10×3×0,6 cm AI	4	-	0,20					





METRO | TIFFANY TIFFANY | M7,5x15cm 3x6" | 9319  
METRO | CINZA GREY | M10x30cm 4x12" | 9313  
CRITAGE | BRAGA | PRETO-BRANCO BLACK-WHITE | M20x20cm 8x8" | B4 9271

# METRO

10 CORES  
COLOURS

2 FORMATOS REVESTIMENTO  
WALL TILES SIZE

**Adicione um pouco de  
sofisticação ao intemporal  
"subway tile" nos formatos  
M7,5x15 e M10x30.**

Add a little something extra  
to the timeless subway tiles  
in both formats  
M7,5x15 and M10x30.





METRO





METRO | BEGE/BEIGE | M 7,5×15cm 3"×6" | 9311  
METRO | TIFFANY TIFFANY | Cantoneira Convexa External Profile Edge | 20×3 cm CX 8×1,18"CX | 9319  
METRO | TIFFANY TIFFANY | M 10×30 cm 4"×12" | 9319  
IMAGINE SOUL | AMÊNDOA ALMOND | 24,5×39 cm RTF 10"×39" RTF | 9107



# METRO

METRO | AZUL BLUE | M 7,5×15cm 3"×6" | 9317  
METRO | CINZA CLARO LIGHT GREY | M 7,5×15cm 3"×6" | 9312



COLOUR

MIX & MATCH



M10×30 cm 4"×12"

8 mm 0.32 in

RODAPÉ  
BULLNOSE



M10×30 cm B1G 4"×12" B1G

8 mm 0.32 in

Ref.: 93\*\*/050

RODAPÉ  
BULLNOSE



M10×30 cm B1P 4"×12" B1P

8 mm 0.32 in

Ref.: 93\*\*/025

RODAPÉ CÔNCAVO  
COVE SKIRTING



M10×20 cm RC 4"×8" RC

6 mm 0,24 in

Ref.: 93\*\*

CANTONEIRA CONVEXA  
EXTERNAL PROFILE EDGE



20×3 cm CX 8"×1.18" CX

6 mm 0,24 in

Ref.: 93\*\*

PEÇAS ESPECIAIS DISPONÍVEIS NAS 10 CORES.  
SPECIAL TRIMS AVAILABLE IN ALL 10 COLOURS.



M7,5×15 cm 3"×6"

8 mm 0.32 in

RODAPÉ  
BULLNOSE



M7,5×15 cm B1G 3"×6" B1G

8 mm 0.32 in

Ref.: 93\*\*/050

RODAPÉ  
BULLNOSE



M7,5×15 cm B1P 3"×6" B1P

8 mm 0.32 in

Ref.: 93\*\*/025

ÂNGULO INTERNO  
INTERNAL ANGLE



10×3 cm AI 4"×1.18" AI

6 mm 0,24 in

Ref.: 93\*\*

CANTONEIRA CÔNCAVA  
INTERNAL PROFILE EDGE



20×3 cm CV 8"×1.18" CV

6 mm 0,24 in

Ref.: 93\*\*

TIFFANY  
TIFFANY



9319

AZUL  
BLUE



9317

AZUL MARINHO  
NAVY BLUE




9316

ROSA  
PINK




9314

BEGE  
BEIGE



9311

BRANCO  
WHITE



9310

MONUMENTAL MIST  
MONUMENTAL MIST



9315

CINZA CLARO  
LIGHT GREY



9312

CINZA  
GREY



9313

PRETO  
BLACK



9318



V2



9319



9317



9316



9314



9311



9310



9315



9312



9313



9318

METRO

METRO | CINZA CLARO LIGHT GREY | M7,5×15cm 3"×6" | 9312  
METRO | MONUMENTAL MIST MONUMENTAL MIST | M7,5×15cm 3"×6" | 9315  
METRO | ROSA PINK | M7,5×15cm 3"×6" | 9314

EMBALAGENS E PESOS \ PACKING AND WEIGHTS					EMB001 Rev 91/1122				
	Formato Size	Caixa Box			Paleta Pallet				
		Pcs. Stk.	m² / m	kg	Caixa / Palette Box / Pallet	m²	Net. kg	Brut. kg	cm
	M10×30×0,8 cm	42	1,2600 m²	20,93	48	60,4800	1.005	1.030	120×80×73
	M7,5×15×0,8 cm	44	0,4950 m²	7,90	120	59,4000	948	973	120×80×77
Rodapé Bullnose	M10×30×0,8 cm B1G	42	12,60 m	23,10					
Rodapé Bullnose	M10×30×0,8 cm B1P	42	12,60 m	23,10					
Rodapé Côncavo Cove Skirting	M10×20×0,6 cm RC	10	2,00 m	3,30					
Rodapé Bullnose	M7,5×15×0,8 cm B1G	44	6,60 m	7,90					
Rodapé Bullnose	M7,5×15×0,8 cm B1P	44	6,60 m	7,90					
Cantoneira Convexa External Profile Edge	20×3×0,6 cm CX	25	-	2,25					
Cantoneira Côncava Internal Profile Edge	20×3×0,6 cm CV	25	-	2,25					
Ângulo Interno Internal Angle	10×3×0,6 cm AI	4	-	0,20					





# NEW YORK

- 7

CORES  
COLOURS
- 2

ACABAMENTOS  
FINISHINGS
- 1

FORMATO  
REVESTIMENTO  
WALL TILE  
SIZE
- COMBINAÇÃO DE  
COMBINATION OF

6

ESTRUTURAS  
DECORATIVAS  
DECORATIVE  
STRUCTURES

Seis estruturas decorativas,  
sete cores conjugadas  
com fundo liso em mate e brilhante  
para espaços únicos  
e cosmopolitas.

Six decorative structures,  
seven colours available  
in both glossy or matt wall tile  
for unique and cosmopolitan settings.

NEW YORK | BRANCO WHITE | Mix | M 10 x 30 cm 4" x 12" | 10400/300  
NEW YORK | PRETO BLACK | Mix | M 10 x 30 cm 4" x 12" | 10409/300  
NEW YORK | TAUPE TAUPE | Mix | M 10 x 30 cm 4" x 12" | 10429/300  
NEW YORK | FOG FOG | Mix | M 10 x 30 cm 4" x 12" | 10434/300



## NEW YORK





COLOUR

MIX & MATCH

M 10×30 cm 4"×12"

8 mm 0.32 in

BRANCO WHITE	10400	10500
ANTRACITE ANTHRACITE	10407	10507
PRETO BLACK	10409	10509
TAUPE TAUPE	10429	10529
CINZA GREY	10431	10531
AZUL BLUE	10433	10533
FOG FOG	10434	10534

MIX

BRANCO WHITE	10400/300	10500/300
ANTRACITE ANTHRACITE	10407/300	10507/300
PRETO BLACK	10409/300	10509/300
TAUPE TAUPE	10429/300	10529/300
CINZA GREY	10431/300	10531/300
AZUL BLUE	10433/300	10533/300
FOG FOG	10434/300	10534/300

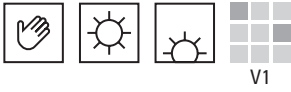
M 10×30 cm 4"×12"

8 mm 0.32 in

--	--	--

Disponível nas 7 cores.  
Available in 7 colours.

104\*\*/050105\*\*/050



MIX

BRANCO  
WHITE

FOG

TAUPE  
TAUPE

AZUL  
BLUE




CINZA  
GREY

ANTRACITE  
ANTHRACITE

PRETO  
BLACK

COMBINAÇÃO DE 6  
ESTRUTURAS DECORATIVAS  
COMBINATION OF 6  
DECORATIVE STRUCTURES



EMBALAGENS E PESOS \ PACKING AND WEIGHTS							EMB001 Rev 91/1122	
Formato Size	Caixa Box 			Paleta Pallet 				
	Pcs. Stk.	m² / m	kg	Caixa / Paleta Box / Pallet	m²	Net. kg	Brut. kg	 cm
M10×30×0,8 cm	30	0,9000 m²	11,52	88	79,2000	1.014	1.039	120×80×93
Rodapé Bullnose M10×30×0,8 cm	30	90 m	11,52					

BRILHANTE  
GLOSSY

MATE  
MATT

Nota: Podem existir diferenças de tonalidade entre acabamento brilhante e mate.  
Note: Shade variation may exist between glossy and matt finish.

NEW YORK





# SOHO

- 10

CORES  
COLOURS
- 2

ACABAMENTOS  
FINISHINGS
- 1

FORMATO  
REVESTIMENTO  
WALL TILE  
SIZE
- ATÉ  
UP TO  
6

FUNDOS  
ESTRUTURADOS  
FIELD TILE  
STRUCTURES
- COMBINAÇÃO DE  
COMBINATION OF  
6

ESTRUTURAS  
DECORATIVAS  
DECORATIVE  
STRUCTURES

Dez cores, seis texturas  
e dois acabamentos  
para superfícies únicas  
e originais.

Ten colours, six textures  
and two finishes for unique  
and original surfaces.





**SOHO | VERDE INGLÊS RACING GREEN | M 10×30 cm 4"×12" | 10206**  
**FACTORY | BETÃO CONCRETE | M 50×50 cm 20"×20" | 8822**

## SOHO



**SOHO | PRETO BLACK | MIX | M 10×30 cm 4"×12" | 10307/100**



COLOUR

MIX & MATCH

M 10×30 cm 4"×12"

8 mm 0.32 in

BRANCO WHITE	10200	10300
BEGE BEIGE	10201	10301
CINZA CLARO LIGHT GREY	10202	10302
AZUL CLARO LIGHT BLUE	10203	10303
AZUL COBALTO COBALT BLUE	10204	10304
VERDE GREEN	10205	10305
VERDE INGLÊS RACING GREEN	10206	10306
PRETO BLACK	10207	10307
FUMO DE LONDRES LONDON FOG	10208	10308
CHOCOLATE CHOCOLATE	10210	10310

MIX

BRANCO WHITE	10200/100	10300/100
BEGE BEIGE	10201/100	10301/100
CINZA CLARO LIGHT GREY	10202/100	10302/100
AZUL CLARO LIGHT BLUE	10203/100	10303/100
AZUL COBALTO COBALT BLUE	10204/100	10304/100
VERDE GREEN	10205/100	10305/100
VERDE INGLÊS RACING GREEN	10206/100	10306/100
PRETO BLACK	10207/100	10307/100
FUMO DE LONDRES LONDON FOG	10208/100	10308/100
CHOCOLATE CHOCOLATE	10210/100	10310/100

M 10×30 cm 4"×12"

8 mm 0.32 in

Disponível nas 10 cores.  
Available in 10 colours.

102\*\*/050

103\*\*/050

EMBALAGENS E PESOS \ PACKING AND WEIGHTS				EMB001 Rev 91/1122				
Formato Size	Caixa Box			Paleta Pallet				
	Pcs. Stk.	m² / m	kg	Caixa / Paleta Box / Pallet	m²	Net. kg	Brut. kg	cm
M 10×30×0,8 cm	30	0,9000 m²	11,52	88	79,2000	1.014	1.039	120×80×93
Rodapé Bullnose M 10×30×0,8 cm	30	90 m	11,52					

**BRILHANTE**  
GLOSSY

**MATE**  
MATT

BRANCO  
WHITE

CINZA CLARO  
LIGHT GREY

PRETO  
BLACK

AZUL COBALTO  
COBALT BLUE

AZUL CLARO  
LIGHT BLUE


BEGE  
BEIGE

FUMO  
DE LONDRES  
LONDON FOG

CHOCOLATE  
CHOCOLATE

VERDE  
GREEN

VERDE INGLÊS  
RACING GREEN




ATÉ 6 FUNDOS ESTRUTURADOS  
UP TO 6 FIELD TILE STRUCTURES

COMBINAÇÃO DE 6  
ESTRUTURAS DECORATIVAS  
COMBINATION OF 6  
DECORATIVE STRUCTURES



Nota: Podem existir diferenças de tonalidade entre acabamento brilhante e mate.  
Note: Shade variation may exist between glossy and matt finish.

## SOHO







# TIFFANY

11

CORES  
COLOURS

2

ACABAMENTOS  
FINISHINGS

2

FORMATOS  
REVESTIMENTO  
WALL TILE  
SIZES

1

ESTRUTURA  
DECORATIVA  
DECORATIVE  
STRUCTURE

**Revestimento disponível em dois formatos e dois designs, lisos e biselados, adaptados à personalidade de cada um!**

A wall tile that comes in two different formats, with two designs - plain and bevelled - adapted to the personality of each one!





TIFFANY | TIFFANY TIFFANY | Diamond | 7,5×15 cm 3"×6" | 2629/350 - 2729/350




TIFFANY | BRANCO WHITE | Diamond | 7,5×15 cm 3"×6" | 2600/350



COLOUR

MIX & MATCH

DIAMOND



M 10×30 cm 4"×12"  
7,5 mm 0.30 in



M 10×30 cm 4"×12"  
7,5 mm 0.30 in

DIAMOND



7,5×15 cm 3"×6"  
5,8 mm 0.23 in



7,5×15 cm 3"×6"  
5,8 mm 0.23 in

RODAPÉ  
BULLNOSE

26\*\* 27\*\*

7,5×15 cm B1G 3"×6" B1G  
5,8 mm 0.23 in

Ref.: \*\*\*\*/050

7,5×15 cm B1P 3"×6" B1P  
5,8 mm 0.23 in

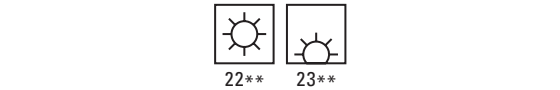
Ref.: \*\*\*\*/025

PEÇAS ESPECIAIS DISPONÍVEIS  
NAS 11 CORES.  
SPECIAL TRIMS AVAILABLE  
IN ALL 11 COLOURS.

BRILHANTE  
GLOSSY

MATE  
MATT

VERDE SAFARI  
SAFARI GREEN



\*\*28/350 \*\*28 série serie arquitectos

TAUPE  
TAUPE



\*\*55/350 \*\*55 série serie arquitectos

BEGE GEMA  
GEMSTONE BEIGE



\*\*67/350 \*\*67 série serie arquitectos

JASMIM  
JASMINE



\*\*40/350 \*\*40 série serie arquitectos

TIFFANY  
TIFFANY



\*\*29/350 \*\*29

AZUL  
BLUE



\*\*31/350 \*\*31

BRANCO  
WHITE



\*\*00/350 \*\*00 série serie arquitectos

CINZA PRATA  
SILVER GREY



\*\*02/350 \*\*02 série serie arquitectos

CINZA CHUMBO  
LEAD GREY



\*\*04/350 \*\*04 série serie arquitectos

CINZA  
ANTRACITE  
ANTHRACITE  
GREY

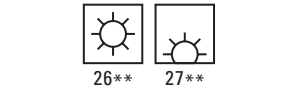
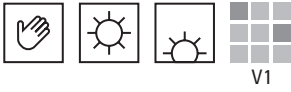


\*\*07/350 \*\*07 série serie arquitectos

PRETO  
BLACK



\*\*09/350 \*\*09 série serie arquitectos



\*\*28/350 \*\*28



\*\*55/350 \*\*55



\*\*67/350 \*\*67



\*\*40/350 \*\*40



\*\*29/350 \*\*29



\*\*31/350 \*\*31



\*\*00/350 \*\*00



\*\*02/350 \*\*02



\*\*04/350 \*\*04



\*\*07/350 \*\*07



\*\*09/350 \*\*09

Nota: Podem existir diferenças de tonalidade entre acabamento brilhante e mate.  
Note: Shade variation may exist between glossy and matt finish.



TIFFANY | JASMIM JASMINE | Diamond | M 10×30 cm 4"×12" | 2340/350  
TIFFANY | BEGE GEMA GEMSTONE BEIGE | Diamond | M 10×30 cm 4"×12" | 2367/350  
TIFFANY | TAUPE TAUPE | Diamond | M 10×30 cm 4"×12" | 2355/350

EMBALAGENS E PESOS \ PACKING AND WEIGHTS								
EMB001 Rev 91/1122								
Formato Size	Caixa Box			Paleta Pallet				
	Pcs. Stk.	m² / m	kg	Caixa / Paleta Box / Pallet	m²	Net. kg	Brut. kg	cm
Diamond	M 10×30×0,75 cm	26	0,7800 m²	11,25	88	68,6400	990	1.015
	7,5×15×0,58 cm	44	0,4950 m²	6,30	130	64,3500	819	844
	M 10×30×0,75 cm	30	0,9000 m²	11,52	88	79,2000	1.014	1.039
	7,5×15×0,58 cm	54	0,6075 m²	6,60	130	78,9750	858	883
Rodapé Bullnose	7,5×15×0,58 cm B1G	54	8,10 m	6,60				
	7,5×15×0,58 cm B1P	54	8,10 m	6,60				





# INFINITY

5

CORES  
COLOURS

1

FORMATO  
REVESTIMENTO  
WALL TILE  
SIZE

**Ideal para criar ambientes onde o jogo de sombra e luz é protagonista, providenciando áreas vibrantes e cheias de personalidade, sejam elas residenciais ou comerciais.**

Colour variations and patterning create interplays of light which add vivacity and personality to all settings, residential or commercial.





INFINITY | CINZA GREY | 7,5×25 cm 3"×10" | 9182

INFINITY



INFINITY | VERDE GREEN | 7,5×25 cm 3"×10" | 9185



# INFINITY




INFINITY | PRETO BLACK | 7,5×25 cm 3"×10" | 9188  
ESSENCE | CINZA CLARO LIGHT GREY | 60×60 cm 24"×24" | 40001







COLOUR




MIX & MATCH



7,5×25 cm 3"×10"  
7 mm 0.28 in

BRANCO WHITE	9180
CINZA GREY	9182
AZUL BLUE	9183
VERDE GREEN	9185
PRETO BLACK	9188



EMBALAGENS E PESOS \ PACKING AND WEIGHTS								EMB001 Rev 91/1122	
Formato Size	Caixa Box 			Paleta Pallet 					
	Pcs. Stk.	m² / m	kg	Caixa / Paleta Box / Pallet	m²	Net. kg	Brut. kg	 cm	
7,5×25×0,7 cm	60	1,1250 m²	16,30	72	81,0000	1.174	1.199	120×80×90	





LUX | MULTICOR MULTICOLOUR | 7,5x25cm 3"x10" | 9305  
 ESSENCE | BEGE BEIGE | 120x120cm RTF 47"x47" RTF | 40000

# LUX

**6** CORES  
 COLOURS

**1** FORMATO  
 REVESTIMENTO  
 WALL TILE  
 SIZE

**Contraste de cores e jogos de  
 sombra: de configurações suaves  
 a cores brilhantes e dinâmicas!**

Colour contrasts, shading games:  
 from soft settings to bright,  
 dynamic colours!





**LUX | CINZA GREY** | 7,5×25 cm 3"×10" | 9302  
**TUSCANIA | FERRUGEM RUST** | 60×60 cm · 30×60 cm 24"×24" · 12"×24" | 9254  
**TUSCANIA | FERRUGEM RUST** | Traditional | 60×60 cm 24"×24" | 9254/801



**LUX | PRATA SILVER** | 7,5×25 cm 3"×10" | 9303  
**ESSENCE | CINZA GREY** | 60×120 cm RTF 24"×47" RTF | 40002




LUX








COLOUR

MIX & MATCH






7,5×25 cm 3"×10"  
7 mm 0.28 in

BRANCO WHITE	9300
CINZA GREY	9302
PRATA SILVER	9303
AZUL CÉU SKY BLUE	9304
MULTICOR MULTICOLOUR	9305
VERDE GREEN	9306



LUX | MULTICOR MULTICOLOUR | 7,5×25 cm 3"×10" | 9305

EMBALAGENS E PESOS \ PACKING AND WEIGHTS								EMB001 Rev 91/1122	
Formato Size	Caixa Box 			Paleta Pallet 					
	Pcs. Stk.	m² / m	kg	Caixa / Paleta Box / Pallet	m²	Net. kg	Brut. kg	 cm	
7,5×25×0,7 cm	60	1,1250 m²	16,30	72	81,0000	1.174	1.199	120×80×90	





MANHATTAN | BRANCO WHITE | 8810 | MIST MIST | 8811 | 7,5x25cm 3"x10"  
FACTORY | ANTRACITE ANTHRACITE | M 50x50cm 20"x20" | 8823

# MANHATTAN

6 CORES  
COLOURS

2 ACABAMENTOS  
FINISHINGS

1 FORMATO  
REVESTIMENTO  
WALL TILE  
SIZE

**Subtis tons pastel, para recriar  
looks clássicos e tradicionais  
em ambientes modernos.**

Subtle pastel shades that will help  
you to recreate that traditional  
classical look in a totally  
modern setting.





MANHATTAN | BRANCO WHITE | 7,5x25cm 3"x10" | 8800  
MERCURY | TORTURA TORTORA | 49x99cm RTF 19"x39" RTF | 9145



MANHATTAN

MANHATTAN | PRETO BLACK | 7,5x25cm 3"x10" | 8815  
CALACATTA ORO | 58x118cm RTF P 23"x46" RTF P | 8875



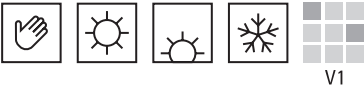


# MANHATTAN



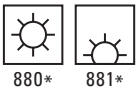
COLOUR

MIX & MATCH



7,5×25 cm 3"×10"  
7 mm 0.28 in

BRANCO WHITE	8800	8810
MIST MIST	8801	8811
CARAMELO CARAMEL	8802	8812
BREEZE BREEZE	8803	8813
PRATA SILVER	8804	8814
PRETO BLACK	8805	8815



BRANCO  
WHITE  
\*\*\*0



MIST  
MIST  
\*\*\*1



CARAMELO  
CARAMEL  
\*\*\*2




BREEZE  
BREEZE  
\*\*\*3



PRATA  
SILVER  
\*\*\*4



PRETO  
BLACK  
\*\*\*5



EMBALAGENS E PESOS \ PACKING AND WEIGHTS				EMB001 Rev 91/1122				
Formato Size	Caixa Box			Paleta Pallet				
	Pcs. Stk.	m² / m	kg	Caixa / Paleta Box / Pallet	m²	Net. kg	Brut. kg	cm
7,5×25×0,7 cm	60	1,1250 m²	16,30	72	81,0000	1.174	1.199	120×80×90



Nota: Podem existir diferenças de tonalidade entre acabamento brilhante e mate.  
Note: Shade variation may exist between glossy and matt finish.

MANHATTAN



MANHATTAN | MIST MIST | 8801 | BREEZE BREEZE | 8803 | PRATA SILVER | 8804 | 7,5×25 cm 3"×10"  
INDUSTRIAL STONE | GRÈGE GRÈGE | 30×60 cm 12"×24" | 9241  
INDUSTRIAL STONE | GRÈGE GRÈGE | 60×60 cm 24"×24" | 9241





# SPLASH ELEMENT

**10** CORES  
COLOURS

**1** FORMATO  
REVESTIMENTO  
WALL TILE  
SIZE

**O charme vintage da cerâmica retratado em jogos de cores e combinações sofisticadas.**

Express all the vintage charm of ceramics in colour games and sophisticated combinations.

SPLASH | ELEMENT | VERDE FOLHA LEAF GREEN | 15x15 cm 6"x6" | 9326  
IMAGINE DECK | CINZA GREY | 16x99 cm RTF 6"x39" RTF | 8756



# SPLASH - ELEMENT



SPLASH | ELEMENT | VERDE MAÇÃ APPLE GREEN | 15x15 cm 6"x6" | 9327  
 IMAGINE SOUL | Art Deco A | M 45x45 cm 18"x18" | 9340





SPLASH | ELEMENT | TERRACOTTA COTTO | 15x15 cm 6"x6" | 9324

## SPLASH - ELEMENT


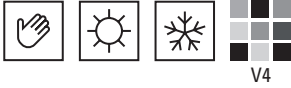


SPLASH | ELEMENT | CINZA FUMO GREY SMOKE | 15x15 cm 6"x6" | 9322  
IMAGINE SOUL | SÉSAMO SESAME | 16x99 cm RTF 6"x39" RTF | 9104  
IMAGINE SOUL | SÉSAMO SESAME | Mosaico Mosaic - 36 | 33x33 cm 13"x13" | 9104/640



COLOUR

MIX & MATCH



15×15 cm 6"×6"  
7 mm 0.28 in

BRANCO WHITE	9320	MEL HONEY	9325
FULIGEM SOOT	9321	VERDE FOLHA LEAF GREEN	9326
CINZA FUMO GREY SMOKE	9322	VERDE MAÇÃ APPLE GREEN	9327
AMEIXA PLUM	9323	VERDE MAR SEA GREEN	9328
TERRACOTA COTTO	9324	AZUL CARIBE CARIBE BLUE	9329




EMBALAGENS E PESOS \ PACKING AND WEIGHTS				EMB001 Rev 91/1122				
Formato Size	Caixa Box			Paleta Pallet				
	Pcs. Stk.	m² / m	kg	Caixa / Paleta Box / Pallet	m²	Net. kg	Brut. kg	cm
15×15×0,7cm	36	0,8100 m²	11,95	80	64,8000	956	981	120×80×75

SPLASH - ELEMENT



SPLASH | ELEMENT | VERDE MAR SEA GREEN | 15×15 cm 6"×6" | 9328  
TIMBER | GENGIBRE GINGER | 20×120 cm 8"×47" | 9412





# SPLASH POOL

6  
CORES  
COLOURS

1  
FORMATO  
REVESTIMENTO  
WALL TILE  
SIZE

**Reinterpretação contemporânea  
do clássico azulejo de piscina  
apresentado em seis cores  
oceânicas.**



Contemporary reinterpretation  
of the classic swimming-pool tile  
presented in six oceanic  
colours choices.

SPLASH | POOL | AZUL COBALTO COBALT BLUE | 15x15 cm 6"x6" | 9333  
TIMBER DECK | PIMENTA PRETA BLACK PEPPER | 20x120 cm AD 8"x47" AD | 9437  
TIMBER DECK | PIMENTA PRETA BLACK PEPPER | PEÇA DE GRAU LINEAR STEP TREAD | 20x120 cm PDL AD 8"x47" PDL AD | 9437



COLOUR

MIX & MATCH

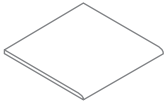


15×15 cm 6"×6"  
7 mm 0.28 in

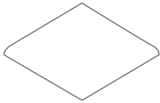
BRANCO WHITE	9330
PRETO BLACK	9331
AZUL CLARO LIGHT BLUE	9332
AZUL COBALTO COBALT BLUE	9333
AZUL MARINHO NAVY BLUE	9334
TIFFANY TIFFANY	9335



PEÇAS ESPECIAIS  
SPECIAL TRIMS



15×15 cm B1L 6"×6" B1L  
7 mm 0.28 in



15×15 cm B2L 6"×6" B2L  
7 mm 0.28 in

9330	9330
9331	9331
9332	9332
9333	9333
9334	9334
9335	9335



EMBALAGENS E PESOS \ PACKING AND WEIGHTS				EMB001 Rev 91/1122				
Formato Size	Caixa Box			Paleta Pallet				
	Pcs. Stk.	m² / m	kg	Caixa / Paleta Box / Pallet	m²	Net. kg	Brut. kg	cm
15×15×0,7 cm	36	0,8100 m²	11,95	80	64,8000	956	981	120×80×75
Peças Especiais Special Trims	15×15×0,7 cm B1L	25	0,5625 m²	9,531				
	15×15×0,7 cm B2L	25	0,5625 m²	9,531				

SPLASH - POOL



SPLASH | POOL | AZUL MARINHO NAVY BLUE | 15×15 cm 6"×6" | 9334





FULL  
COLLECTION  
AVAILABLE  
BIM objects



Certificação ISO 9001 e ISO 14001 do Sistema de Gestão do Ambiente Implementado na Concepção, Desenvolvimento, Produção e Comercialização de Pavimentos e Revestimentos Cerâmicos  
Environment Management System ISO 14001 Certification Implemented in the Design, Development, Production and Trading of Ceramic Floor and Wall Tiles

PORTUGAL  CERAMICS




PRODUCT CERTIFIED FOR  
LOW CHEMICAL EMISSIONS:  
UL.COM/GG  
UL 2818



Certificação da Qualidade  
de Revestimentos Cerâmicos  
Wall Tiles Quality  
Certification



CINCA 



NovaArquitectura Porcelânico ANTI-SLIP arquitectos MOSAICO PORCELÂNICO






40

CORES  
COLOURS

NovaArquitectura



arquitectos



22

CORES  
COLOURS

MOSAICO PORCELÂNICO



3

FORMATOS  
FORMATS

PORCELANATO VIDRADO GLAZED PORCELAIN STONEWARE

**M 30×30 cm**  
W 297×297×7 mm

**M 10×30 cm**  
W 97×297×7 mm

**M 20×20 cm**  
W 197×197×6 mm



**ANTIDERRAPANTE**  
SLIP-RESISTANT

**M 20×20 AD cm**  
W 197×197×6 mm



**PRÉ-CORTADO**  
PRE-FORMED

**M 20×20 cm**  
W 197×197×6 mm


**10×10 cm**  
55\*\*/10



**5×5 cm**  
55\*\*/5



**2,5×2,5 cm**  
55\*\*/2,5



**13 PEÇAS ESPECIAIS**  
13 SPECIAL TRIMS




10

CORES  
COLOURS



20

CORES  
COLOURS




TÉCNICO  
TECHNICAL

1.2

CINCA

**Acetinado** Satin Finish **Resistência à Abrasão Superficial** Resistance to Surface Abrasion 2 3 4 5



**Brilhante** Glossy (22\*\*) **Mate** Matt (23\*\*) 23\*\*



**Mate** Matt **Sistemas de Colagem N e RFV** Fixing Systems N and RFV



4

FORMATOS  
FORMATS

AZULEJO DE PASTA BRANCA BICOZEDURA DOUBLE FIRED WHITE BODY WALL TILES

**M 20×40 cm**  
W 197×397×7,5 mm

**M 10×30 cm**  
W 97×297×7,5 mm

**M 20×20 cm**  
W 197×197×7,5 mm


**M 15×15 cm**  
W 147×147×5,8 mm



**2 LISTÉIS PIANO**  
2 PIANO LISTELS


**M 3×20 cm**  
W 27×197×7,5 mm

**M 3×15 cm**  
W 27×147×5,8 mm




**Espeçura** Thickness  
27 mm

**6 PEÇAS ESPECIAIS**  
6 SPECIAL TRIMS



**FORMATOS MODULARES**  
MODULAR SIZES



**M 20×40 · M 20×20 cm**  
2+02 · 2+03 · 2+04




**PRÉ-CORTADO PRE-FORMED | M20×20 cm 8"×8"**  
**verde mar** sea green | 5523/10  
**jasmin** jasmin | 5540/5  
**tangerina** tangerine | 5588/10  
**verde vitoriano** victorian green | 5595/10  
**ambar** amber | 5598/10  
**NovaArquitectura | M20×20 cm AD 8"×8" AD**  
**jasmin** jasmin | 5540



PORCELANATO VIDRADO  
GLAZED PORCELAIN STONEWARE

3 FORMATOS  
FORMATS

M 30×30 cm  
W 297×297×7 mm  
12"×12"



M 10×30 cm  
W 97×297×7 mm  
4"×12"




M 20×20 cm  
W 197×197×6 mm  
8"×8"



<b>branco</b> white	<b>cinza pérola</b> pearl grey	<b>cinza prata</b> silver grey	<b>cinza aço</b> steel grey	<b>cinza chumbo</b> lead grey
5500 5	5501 4	5502 4	5503 3	5504 2
<b>azul atlas</b> atlas blue	<b>azul petróleo</b> petrol blue	<b>preto</b> black	<b>cinza antracite</b> anthracite grey	<b>cinza profundo</b> deep grey
5514 3	5518 2	5509 2	5507 2	5505 2
<b>azul ártico</b> arctic blue	<b>azul caribe</b> caribbean blue	<b>azul celeste</b> sky blue	<b>azul cristal</b> crystal blue	<b>azul gelo</b> ice blue
5574 2	5515 3	5512 3	5580 4	5510 4
<b>verde safari</b> safari green	<b>verde vitoriano</b> victorian green	<b>verde aqua</b> water green	<b>verde mar</b> sea green	<b>azul cinza</b> grey blue
5528 2	5595 2	5583 4	5523 3	5563 3

13 PEÇAS ESPECIAIS  
13 SPECIAL TRIMS



ANTIDERRAPANTE  
SLIP-RESISTANT

M 20×20 cm AD  
W 197×197×6 mm  
8"×8"




5500 5	5501 4	5502 4
5504 2	5509 2	
5510 4	5583 4	


PRÉ-CORTADO  
PRE-FORMED

M 20×20 cm  
W 197×197×6 mm  
8"×8"

10×10 cm  
55\*\*/10




5×5 cm  
55\*\*/5



5500 5	5501 4	5502 4
5504 2	5509 2	
5510 4	5514 3	5518 2
5595 2	5583 4	5523 3

2,5×2,5 cm  
55\*\*/2,5



TÉCNICO  
TECHNICAL

1.2

NovaArquitectura

NovaArquitectura  
M 10×30 cm 4"×12" | cinza antracite anthracite grey | 5507  
M 30×30 cm 12"×12" | cinza chumbo lead grey | 5504



PORCELANATO VIDRADO  
GLAZED PORCELAIN STONEWARE

3 FORMATOS  
FORMATS

M 30×30 cm  
W 297×297×7 mm  
12"×12"

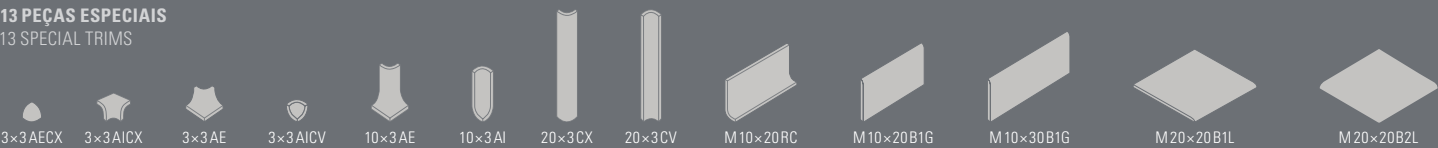
M 10×30 cm  
W 97×297×7 mm  
4"×12"

M 20×20 cm  
W 197×197×6 mm  
8"×8"




<b>verde argila</b> argil green	<b>cinza savana</b> savannah grey	<b>moca</b> mocha	<b>taupe</b> taupe	<b>bege gema</b> gemstone beige
5564 [2]	5565 [2]	5538 [2]	5555 [2]	5567 [3]
<b>mostarda</b> mustard	<b>pérola</b> pearl	<b>jasmim</b> jasmine	<b>pérola natural</b> natural pearl	<b>grège</b> greige
5544 [2]	5522 [2]	5540 [4]	5535 [2]	5568 [2]
<b>amarelo</b> yellow	<b>tangerina</b> tangerine	<b>âmbar</b> amber	<b>bege calahari</b> kalahari beige	<b>bege bahamas</b> bahamas beige
5587 [2]	5588 [2]	5598 [4]	5542 [2]	5532 [4]
<b>orquídea</b> orchid	<b>púrpura</b> purple	<b>carmim</b> carmine	<b>terracotta</b> terracotta	<b>burgundy</b> burgundy
5593 [3]	5594 [2]	5596 [2]	5569 [2]	5597 [2]

13 PEÇAS ESPECIAIS  
13 SPECIAL TRIMS



ANTIDERRAPANTE  
SLIP-RESISTANT


M 20×20 cm AD  
W 197×197×6 mm  
8"×8"




PRÉ-CORTADO  
PRE-FORMED

M 20×20 cm  
W 197×197×6 mm  
8"×8"



10×10 cm  
55\*\*/10



5×5 cm  
55\*\*/5



2,5×2,5 cm  
55\*\*/2,5



TÉCNICO  
TECHNICAL

1.2

NovaArquitectura



PRÉ-CORTADO PRE-FORMED | M 20×20 cm 8"×8"  
amarelo yellow | 5587/10



TÉCNICO  
TECHNICAL

1.2

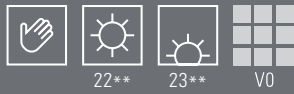
arquitectos

arquitectos  
M 15×15 cm 6"×6" | terracotta terracotta | 2269  
M 10×30 cm 6"×6" | verde safari safari green | 2228

ESSENCE | bege beige | 60 × 120 cm RTF 24"× 47" RTF | 40000



AZULEJO DE PASTA BRANCA BICOZEDURA  
DOUBLE FIRED WHITE BODY WALL TILE



**M 20×40 cm**  
W 197×397×7,5 mm  
8"×16"

**M 10×30 cm**  
W 97×297×7,5 mm  
4"×12"

**M 20×20 cm**  
W 197×197×7,5 mm  
8"×8"

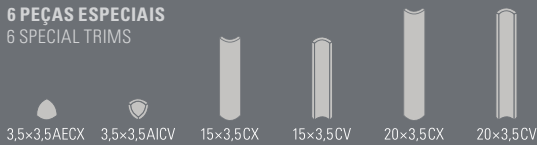
**M 15×15 cm**  
W 147×147×5,8 mm  
6"×6"

4 **FORMATOS**  
FORMATS



<b>branco</b> white	<b>cinza pérola</b> pearl grey	<b>cinza prata</b> silver grey	<b>cinza aço</b> steel grey	<b>cinza chumbo</b> lead grey
2200 · 2300	2201 · 2301	2202 · 2302	2203 · 2303	2204 · 2304
<b>azul atlas</b> atlas blue	<b>azul petróleo</b> petrol blue	<b>preto</b> black	<b>cinza antracite</b> anthracite grey	<b>cinza profundo</b> deep grey
2214 · 2314	2218 · 2318	2209 · 2309	2207 · 2307	2205 · 2305
<b>azul ártico</b> arctic blue	<b>azul caribe</b> caribbean blue	<b>azul celeste</b> sky blue	<b>azul cristal</b> crystal blue	<b>azul gelo</b> ice blue
2274 · 2374	2215 · 2315	2212 · 2312	2280 · 2380	2210 · 2310
<b>verde safari</b> safari green	<b>verde vitoriano</b> victorian green	<b>verde aqua</b> water green	<b>verde mar</b> sea green	<b>azul cinza</b> grey blue
2228 · 2328	2295 · 2395	2283 · 2383	2223 · 2323	2263 · 2363


6 **PEÇAS ESPECIAIS**  
6 SPECIAL TRIMS




2 **LISTÉIS PIANO**  
2 PIANO LISTELS

**M 3×20 cm**  
W 27×197×7,5 mm  
1 1/8" × 7 7/8"

**M 3×15 cm**  
W 27×147×5,8 mm  
1 1/8" × 5 7/8"



FORMATOS MODULARES  
MODULAR SIZES



**M 20×40 · M 20×20 cm**  
2×02 **cinza prata** silver grey  
2×03 **cinza aço** steel grey  
**M 20×40 cm**  
2×04 **cinza chumbo** lead grey

TÉCNICO  
TECHNICAL

1.2

arquitectos



**arquitectos**  
**M 20×20 cm** 8"×8" | **azul ártico** arctic blue | 2274

**Porcelânico ANTI-SLIP**  
**M 30×30 cm** 12"×12" | **cinza médio** medium grey | 4330  
**M 10×20 cm** 4"×8" | **cinza médio** medium grey | 4330



AZULEJO DE PASTA BRANCA BICOZEDURA  
DOUBLE FIRED WHITE BODY WALL TILE

4  
FORMATOS  
FORMATS




















**M 20×40 cm**  
W 197×397×7,5mm  
8"×16"

**M 10×30 cm**  
W 97×297×7,5mm  
4"×12"

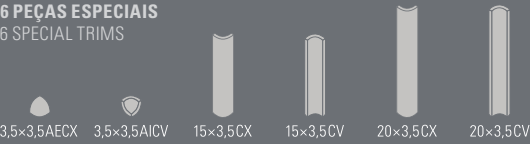
**M 20×20 cm**  
W 197×197×7,5mm  
8"×8"

**M 15×15 cm**  
W 147×147×5,8mm  
6"×6"



<b>verde argila</b> argil green	<b>cinza savana</b> savannah grey	<b>moca</b> mocha	<b>taupe</b> taupe	<b>bege gema</b> gemstone beige
				
2264 · 2364	2265 · 2365	2238 · 2338	2255 · 2355	2267 · 2367
<b>mostarda</b> mustard	<b>pérola</b> pearl	<b>jasmim</b> jasmine	<b>pérola natural</b> natural pearl	<b>grège</b> greige
				
2244 · 2344	2222 · 2322	2240 · 2340	2235 · 2335	2268 · 2368
<b>amarelo</b> yellow	<b>tangerina</b> tangerine	<b>âmbar</b> amber	<b>bege calahari</b> kalahari beige	<b>bege bahamas</b> bahamas beige
				
2287 · 2387	2288 · 2388	2298 · 2398	2242 · 2342	2232 · 2332
<b>orquídea</b> orchid	<b>púrpura</b> purple	<b>carmim</b> carmine	<b>terracotta</b> terracotta	<b>burgundy</b> burgundy
				
2293 · 2393	2294 · 2394	2296 · 2396	2269 · 2369	2297 · 2397

6 PEÇAS ESPECIAIS  
6 SPECIAL TRIMS




22\*\* 23\*\* V0

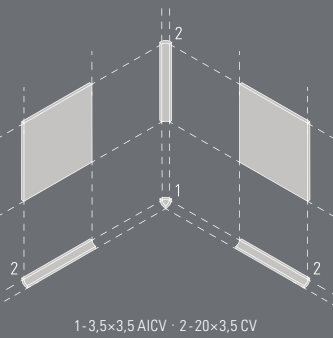
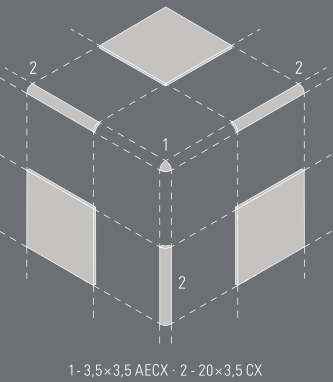
2 LISTÉIS PIANO  
2 PIANO LISTELS

**M 3×20 cm**  
W 27×197×7,5 mm  
1 1/8" × 7 7/8"

**M 3×15 cm**  
W 27×147×5,8 mm  
1 1/8" × 5 7/8"



PEÇAS ESPECIAIS  
SPECIAL TRIMS



TÉCNICO  
TECHNICAL

1.2

arquitectos

**arquitectos** | **M 10×30 cm** 4"×12"  
**pérola** pearl | 2222  
**pérola natural** natural pearl | 2235  
**jasmim** jasmine | 2240  
**taupe** taupe | 2255  
**cinza savana** savannah grey | 2265  
**bege gema** gemstone beige | 2267  
**grège** greige | 2268

**arquitectos** | **M 20×40 cm** 8"×16"  
**cinza savana** savannah grey | 2265

**Porcelânico ANTI-SLIP** | **M 20×20 cm** 8"×8"  
**cinza escuro** dark grey | 4331



TÉCNICO  
TECHNICAL

1.2

## MOSAICO PORCELÂNICO

**MOSAICO PORCELÂNICO | 2,5×2,5 cm 1"×1" (Degradé Gradient)**

**pérola** pearl | 0100  
**amarelo palha** straw yellow | 0105  
**verde cinza** grey green | 0120  
**castanho** brown | 0138  
**branco porcelana** porcelain white | 0201  
**verde** green | 0215

**Porcelânico ANTI-SLIP | M30×30 cm 12"×12"**  
**ouro** gold | 4303



MOSAICO PORCELÂNICO NÃO VIDRADO  
UNGLAZED PORCELAIN MOSAIC



NAT



V2R10A B C38-4236-39

22 CORES  
COLOURS

2,5×2,5 cm W24×24×3,5 mm 1"×1"					
branco porcelana porcelain white	bege santorini santorini beige	cinza astro astro grey	preto black	azul baía bay blue	azul blue
0201	0343	0344	0140	0347	0116
verde esmeralda emerald green	verde jade jade green	verde gema gemstone green	azul cinza grey blue	azul celestite celestite blue	turquesa turquoise
0350	0348	0349	0112	0346	0214
verde green	verde cinza grey green	cinzento grey	castanho brown	castanho coral coral brown	bege gema gemstone beige
0215	0120	0131	0138	0341	0340
	vermelho red	amarelo palha straw yellow	pérola pearl	bege beige	
	0133	0105	0100	0309	

SISTEMAS DE COLAGEM  
FIXING SYSTEMS

N

RFV

Produto disponível colado em papel, placas de 35×35 cm, 8 placas ± 1m².  
Product available glued on paper, sheets of 35×35 cm, 8 sheets ± 1m².

Produto disponível colado em rede de fibra de vidro (RFV = 75% de área exposta), placas de M30×30 cm, 11 placas ± 1m².  
Product available glued on glass fiber mesh (RFV = 75% adhesive coverage), sheets of M30×30 cm, 11 sheets ± 1m².

TÉCNICO  
TECHNICAL

MOSAICO PORCELÂNICO

MOSAICO PORCELÂNICO | 2,5×2,5 cm 1"×1"  
pérola perle | 0100  
branco porcelana porcelain white | 0201  
bege beige | 0309  
cinza astro astro grey | 0344


ESSENCE | cinza grey | 60 × 120 cm RTF 24"× 47" RTF | 40002




MOSAICO PORCELÂNICO NÃO VIDRADO  
UNGLAZED PORCELAIN MOSAIC




MILHARES DE COMBINAÇÕES  
THOUSANDS OF COMBINATIONS




B024  
25% 0201 · 0100 · 0133 · 0138




A065  
35% 0201 || 30% 0100  
24% 0131 || 11% 0140




B195  
33% 0341 · 0340 · 0309




B196  
40% 0348 || 25% 0350  
35% 0201




9267  
33% 0215 · 0100 · 0120




B198  
33% 0349 · 0343 · 0112



B183  
23% 0344 || 58% 0140  
19% 0201



B201  
30% 0214 || 70% 0347



B202  
33% 0347 · 0346 · 0214

MAIS SUGESTÕES EM [WWW.CINCA.PT](http://WWW.CINCA.PT) MORE SUGGESTIONS AT [WWW.CINCA.PT](http://WWW.CINCA.PT)

SISTEMAS DE COLAGEM  
FIXING SYSTEMS

N

RFV

Produto disponível colado em papel, placas de 35×35 cm, 8 placas ± 1m².  
Product available glued on paper, sheets of 35×35 cm, 8 sheets ± 1m².

Produto disponível colado em rede de fibra de vidro (RFV = 75% de área exposta), placas de M30×30 cm, 11 placas ± 1m².  
Product available glued on glass fiber mesh (RFV = 75% adhesive coverage), sheets of M30×30 cm, 11 sheets ± 1m².

MOSAICO PORCELÂNICO

TÉCNICO  
TECHNICAL

12




















MOSAICO PORCELÂNICO | 2,5×2,5 cm 1"×1"  
branco porcelana porcelain white | 0201  
amarelo palha straw yellow | 0100  
preto black | 0140



PORCELÂNICO PLENA MASSA NÃO VIDRADO  
UNGLAZED FULL BODY PORCELAIN TILES







EN 14411:2012 Anexo G Grupo Bia UGL Mosaico Porcelânico Não Vidrado \ Unglazed Porcelain Mosaic Mosaïque Grès Cérame Non Émaillé \ Unglasiertes Feinsteinzeugmosaik									
EN 14411:2012 Anexo G Grupo Bia UGL Porcelânico Plena Massa, Não Vidrado \ Unglazed Full Body Porcelain Tiles Grès Cérame en Pleine Masse, Non Émaillé \ Unglasiertes Durchgefärbtes Feinsteinzeug									
EN 14411:2012 Anexo G Grupo Bia GL Porcelanato Vidrado \ Glazed Porcelain Stoneware Grès Cérame Émaillé \ Feinsteinzeug Glasiert									
EN 14411:2012 Anexo K - Grupo BIII GL (EN 14411:2016 Anexo L) Azulejos de Pasta Branca Bicozedura \ Double Fired White Body Wall Tiles Faiences en Pâte Blanche Bi-cuissson \ Weiss-Scherbige Zweibrand Steingutfliessen									
	arquitectos	NovaArquitectura		Porcelânico ANTI-SLIP		MOSAICO PORCELÂNICO			
Característica \ Characteristics Caractéristique \ Eigenschaft	Norma Standard Norme Norm	EN	CINCA	EN	CINCA	EN	CINCA	EN	CINCA
 <b>Absorção de água (média)</b> Water absorption (average) Absorption d'eau (moyenne) Wasseraufnahme (Durchschnitt)	EN ISO 10545-3	Eb> 10%	18% ≤ Eb<20%	Eb ≤ 0,5%	Eb ≤ 0,2%	≤ 0,5%	0,10%	Bla: ≤ 0,5% Bib: 0,5 < E ≤ 0,3%	≤ 0,1% (*) (**)
 <b>Módulo de rutura (N/mm²) médio</b> Modulus of rupture (N/mm²) average Module de rupture (N/mm²) moyenne Bruchmodul (N/mm²) Durchschnitt	EN ISO 10545-4	≥ 7,5 mm >12 N/mm² < 7,5 mm >15 N/mm²	≥ 7,5 mm >13 N/mm² < 7,5 mm >16 N/mm²	> 35 N/mm²	≥ 38 N/mm²	35N/mm²	50N/mm²	35N/mm²	60N/mm²
 <b>Resistência à flexão (N) min.</b> Breaking strength (N) min. Résistance à la flexion (N) min. Biegefestigkeit (N) min.	EN ISO 10545-4	≥ 7,5 mm > 600 N < 7,5 mm > 200 N	≥ 7,5 mm > 660 N < 7,5 mm > 220 N	> 1300 N	≥ 1430 N	1300N	3500N	700N	710N
 <b>Resistência à abrasão superficial</b> Resistance to surface abrasion Résistance à l'abrasion superficielle Oberflächenverschleissbeständigkeit	EN ISO 10545-7	Não aplicável Not applicable Non applicable Nicht zutreffend		Classe de Abrasso Abrasion Class Classe d'Abrasion Abriecklasse	(1)	Não aplicável Not applicable Non applicable Nicht zutreffend		Não aplicável Not applicable Non applicable Nicht zutreffend	
 <b>Resistência à abrasão profunda (UGL)</b> Resistance to deep abrasion (UGL) Résistance à l'abrasion profonde (UGL) Verschleissbeständigkeit (UGL)	EN ISO 10545-6	Não aplicável Not applicable Non applicable Nicht zutreffend		Não aplicável Not applicable Non applicable Nicht zutreffend		Max. 175mm²	Max. 155mm²	Max. 175mm²	Max. 155mm²
 <b>Coefficiente de dilatação térmica linear (K<sup>-1</sup>)</b> Linear thermal expansion coefficient (K <sup>-1</sup> ) Coefficient de dilatation thermique linéaire (K <sup>-1</sup> ) Linearer Wärmeausdehnungskoeffizient (K <sup>-1</sup> )	EN ISO 10545-8	Valor declarado Declared value Valeur déclarée Angegebenen Wert	6,0 - 8,0×10 <sup>-6</sup> K <sup>-1</sup>	Valor declarado Declared value Valeur déclarée Angegebenen Wert	6,0 - 7,0×10 <sup>-6</sup> K <sup>-1</sup>	Valor declarado Declared value Valeur déclarée Angegebenen Wert	6,0 - 7,0×10 <sup>-6</sup> K <sup>-1</sup>	Valor declarado Declared value Valeur déclarée Angegebenen Wert	6,0 - 7,0×10 <sup>-6</sup> K <sup>-1</sup>
 <b>Resistência ao choque térmico</b> Thermal shock resistance Résistance aux chocs de température Temperaturwechselbeständigkeit	EN ISO 10545-9	Requerida Required Exigée Gefordert	Conforme Conforms Conforme Entspricht	Requerida Required Exigée Gefordert	Conforme Conforms Conforme Entspricht	Aplicável Applicable Applicable Gefodert	Conforme Conforms Conforme Entspricht	Aplicável Applicable Applicable Gefodert	Conforme Conforms Conforme Entspricht
 <b>Resistência à fendilhagem</b> Tensile strength Résistance au tressailage Haarrißfestigkeit	EN ISO 10545-11	Requerida Required Exigée Gefordert	Conforme Conforms Conforme Entspricht	Requerida Required Exigée Gefordert	Conforme Conforms Conforme Entspricht	Não aplicável Not applicable Non applicable Nicht zutreffend		Não aplicável Not applicable Non applicable Nicht zutreffend	
 <b>Resistência ao gelo</b> Frost resistance Résistance au gel Frostbeständigkeit	EN ISO 10545-12	Valor declarado Declared value Valeur déclarée Angegebenen Wert	Não No Non Nein	Requerida Required Exigée Gefordert	Conforme Conforms Conforme Entspricht	Requerida Required Exigée Gefordert	Conforme Conforms Conforme Entspricht	Requerida Required Exigée Gefordert	Conforme Conforms Conforme Entspricht
 <b>Resistência da colagem – cimentos cola tipo C2</b> Bond strength – cementitious adhesives C2 Résistance du collage – ciment colle C2 Klebebeständigkeit – Klebemörtel C2	EN 12004 4.1	Valor declarado Declared value Valeur déclarée Angegebenen Wert	> 1 N/mm²	Valor declarado Declared value Valeur déclarée Angegebenen Wert	> 1 N/mm²	Valor declarado Declared value Valeur déclarée Angegebenen Wert	> 1 N/mm²	Valor declarado Declared value Valeur déclarée Angegebenen Wert	> 1 N/mm²
 <b>Resistência da colagem colas em dispersão aquosa tipo D1</b> Bond strength – dispersion adhesives D1 Résistance du collage – colles en dispersion aqueuse D1 Klebebeständigkeit – wasserlöslicher Kleber D1	EN 12004 4.2	Valor declarado Declared value Valeur déclarée Angegebenen Wert	> 1 N/mm²	Valor declarado Declared value Valeur déclarée Angegebenen Wert	> 1 N/mm²	Valor declarado Declared value Valeur déclarée Angegebenen Wert	> 1 N/mm²	Valor declarado Declared value Valeur déclarée Angegebenen Wert	> 1 N/mm²
 <b>Resistência da colagem colas de resinas de reação tipo R2</b> Bond strength – reaction resin adhesives R2 Résistance du collage – colles de résines de réaction R2 Klebebeständigkeit – Reaktionsharzkleber R2	EN 12004 4.3	Valor declarado Declared value Valeur déclarée Angegebenen Wert	> 2 N/mm²	Valor declarado Declared value Valeur déclarée Angegebenen Wert	> 2 N/mm²	Valor declarado Declared value Valeur déclarée Angegebenen Wert	> 2 N/mm²	Valor declarado Declared value Valeur déclarée Angegebenen Wert	> 2 N/mm²
 <b>Resistência ao impacto (coeficiente de restituição)</b> Impact resistance (restitution coefficient) Résistance au choc (coefficient de restitution) Impactbeständigkeit	EN ISO 10545-5	Não aplicável Not applicable Non applicable Nicht zutreffend		Valor declarado Declared value Valeur déclarée Angegebenen Wert	> 0,55	Valor declarado Declared value Valeur déclarée Angegebenen Wert	> 0,55	Valor declarado Declared value Valeur déclarée Angegebenen Wert	> 0,55
 <b>Reação ao fogo (I2)</b> Reaction to fire (I2) Réaction au feu (I2) Reaktion auf Feuer (I2)	(2) CWT	Classe A1 Class A1 Classe A1 Klasse A1	Classe A1 Class A1 Classe A1 Klasse A1	Classe A1 Class A1 Classe A1 Klasse A1	Class A1 / A1 <sub>fl</sub>	Classe A1 Class A1 Classe A1 Klasse A1	Class A1 / A1 <sub>fl</sub>	Classe A1 Class A1 Classe A1 Klasse A1	Class A1 / A1 <sub>fl</sub>
 <b>Tactilidade</b> Tactility Tactilité Tastgefühl	CEN/TS 15209	Não aplicável Not applicable Non applicable Nicht zutreffend		Declarar superficie Declare surface Déclarer surface Oberfläche angeben	NPD	Declarar superficie Declare surface Déclarer surface Oberfläche angeben	NPD	Declarar superficie Declare surface Déclarer surface Oberfläche angeben	NPD
 <b>Resistência às manchas</b> Stain resistance Résistance aux taches Fleckenbeständigkeit	EN ISO 10545-14	Min. Class 3 Min. Class 3 Min. Class 3 Min. Klasse 3	Classe 5 Class 5 Classe 5 Klasse 5	Min. Class 3 Min. Class 3 Min. Class 3 Min. Klasse 3	Classe 5 Class 5 Classe 5 Klasse 5	Aplicável Applicable Applicable Gefodert	Min. Class 3 Min. Class 3 Min. Class 3 Min. Klasse 3	Aplicável Applicable Applicable Gefodert	Min. Class 3 Min. Class 3 Min. Class 3 Min. Klasse 3
 <b>Fracas concentrações de ácidos e bases</b> Low acid and base concentrations Basses concentrations d'acides et de bases Niedrige Konzentrationen von Säuren und Laugen	EN ISO 10545-13	Valor declarado Declared value Valeur déclarée Angegebenen Wert	GLA	Valor declarado Declared value Valeur déclarée Angegebenen Wert	GLA	ULA		Valor declarado Declared value Valeur déclarée Angegebenen Wert	ULA
 <b>Produtos de limpeza e aditivos de piscinas</b> Household chemicals and swimming pool additives Produits de nettoyage et additifs pour eau de piscine Reinigungsprodukte und Wasserzusatz für Schwimmbäder	EN ISO 10545-13	Min. Class B Min. Class B Min. Class B Min. Klasse B	GA	Min. Class B Min. Class B Min. Class B Min. Klasse B	GA	UA		Min. Class B Min. Class B Min. Class B Min. Klasse B	UA
 <b>Libertação de cádmio e chumbo (3) (4)</b> Release of cadmium and lead (3) (4) Libération de cadmium et plomb (3) (4) Abgabe von Cadmium und Blei (3) (4)	EN ISO 10545-15	Valor declarado Declared value Valeur déclarée Angegebenen Wert	Cádmio Cadmium ≤ 0,005 mg/dm² Chumbo Lead ≤ 0,05 mg/dm²	Valor declarado Declared value Valeur déclarée Angegebenen Wert	Cádmio Cadmium ≤ 0,005 mg/dm² Chumbo Lead ≤ 0,05 mg/dm²	Não aplicável Not applicable Non applicable Nicht zutreffend		Não aplicável Not applicable Non applicable Nicht zutreffend	








NPD = Desempenho Não Determinado \ No Performance Declared \ Performance Non Déterminée \ Keine Leistung Festgelegt (\*) Ref. 0133, 0140 ≤ 2,0% (\*\*) Ref. 0138 ≤ 1,0%















Contactar a CINCA para mais informações \ Contact CINCA for more informations \ Contacter CINCA pour plus d'informations. \ Für weitere Informationen bitte CINCA kontaktieren.

**AVISO \ DISCLAIMER \ AVIS \ WARNUNG:** Especificações sujeitas a alterações sem aviso prévio. A presente informação é fornecida sem qualquer garantia adicional de adequação a qualquer uso específico. Em nenhum caso a CINCA poderá ser responsabilizada por qualquer dano direto, indireto ou consequente decorrente de, ou de qualquer forma relacionado com, o uso dos seus produtos \ Specifications subject to change without further notice. This information is issued as is and without any further warranty of fitness for a particular purpose, under no circumstances shall CINCA be liable for any direct, indirect, or consequential damage whatsoever arising out of or in any way related to the use of their product \ Specifications soumises à modifications sans avis préalable. La présente information est fournie sans aucune garantie supplémentaire d'adaptation n'importe quelle utilisation spécifique. En aucun cas CINCA ne pourra être responsable pour n'importe quel dégât direct, indirect, résultant ou lié à l'utilisation de ses produits \ Angaben können ohne Bekanntgebung geändert werden. Diese Informationen werden ohne jede Gewährleistung der Eignung für einen bestimmten Zweck zur Verfügung gestellt. In keinem Fall darf CINCA haftbar gemacht werden für direkte, indirekte oder in jeglicher Form stehenden Zusammenhang mit Schäden oder Folgeschäden durch die Verwendung seiner Produkte.

(1) Consultar fabricante para informações em falta \ For further information please contact the manufacturer \ Pour plus d'informations, veuillez consulter le fabricant \ Für weitere Informationen wenden Sie sich bitte an den Hersteller. (2) Os ladrilhos cerâmicos não contribuem para o fogo e são considerados materiais da Classe A1 (CWT Decisão 96/603/CE) \ Ceramic tiles do not contribute to fire and are considered a Class A1 material (CWT Decision 96/603/CE) \ Les carreaux en céramique ne brûlent pas et sont considérés A1 (CWT Decision 96/603/CE) \ Die Keramikfliesen sind nicht Brand fördernd und werden als Material der Klasse A1 eingestuft (CWT Entscheidung 96/603/CE). (3) Quando os produtos se destinem a ser usados em locais onde ocorre a preparação de alimentos e onde estes estejam em contacto directo com a superfície vidrada, Valores indicativos que podem ser alterados sem aviso prévio \ Only when intended to use in spaces where food preparation takes place and food may be in direct contact with the glazed surface of the tile. Indicative figures subject to changes without further notice \ Pour produits destinés à être utilisés dans des zones de préparation de produits alimentaires et où ceux-ci sont en contact direct avec la surface émaillée, Valeurs indicatives qui peuvent être changées sans avis préalable \ Falls die Produkte dafür bestimmt sind, auf Arbeitsflächen oder Wänden benutzt zu werden, in Räumen in denen Lebensmittel verarbeitet werden und diese in direktem Kontakt zur Glasierung kommen. Es handelt sich hierbei um Richtwerte, die ohne Vorankündigung geändert werden können. (4) Para outras substâncias perigosas, apenas serão realizados ensaios a pedido do cliente, quando relevante considerando regulamentos europeus ou leis, regulamentos ou provisões administrativas \ For other dangerous substances, tests will only be conducted when relevant and requested from customers, considering european regulations or national laws, regulations or administrative provisions \ Pour autres substances dangereuses, les tests seront seulement réalisés sur demande du client, s'ils s'avèrent pertinents face aux réglementations européennes ou face aux lois, règlements et dispositions administratives \ Für andere gefährliche Substanzen werden die Prüfungen nur auf Kundenwunsch durchgeführt, falls relevant, und unter Beachtung der europäischen Vorschriften oder Gesetze, Verordnungen oder Verwaltungsvorschriften.

EN 14411:2012 Anexo G Grupo Bia UGL Mosaico Porcelânico Não Vidrado \ Unglazed Porcelain Mosaic Mosaïque Grès Cérame Non Émaillé \ Unglasiertes Feinsteinzeugmosaik									
EN 14411:2012 Anexo G Grupo Bia UGL Porcelânico Plena Massa, Não Vidrado \ Unglazed Full Body Porcelain Tiles Grès Cérame en Pleine Masse, Non Émaillé \ Unglasiertes Durchgefärbtes Feinsteinzeug									
EN 14411:2012 Anexo G Grupo Bia GL Porcelanato Vidrado \ Glazed Porcelain Stoneware Grès Cérame Émaillé \ Feinsteinzeug Glasiert									
EN 14411:2012 Anexo K - Grupo BIII GL (EN 14411:2016 Anexo L) Azulejos de Pasta Branca Bicozedura \ Double Fired White Body Wall Tiles Faiences en Pâte Blanche Bi-cuissson \ Weiss-Scherbige Zweibrand Steingutfliessen									
	arquitectos	NovaArquitectura		Porcelânico ANTI-SLIP		MOSAICO PORCELÂNICO			
Característica \ Characteristics Caractéristique \ Eigenschaft	Norma Standard Norme Norm	EN	CINCA	EN	CINCA	EN	CINCA	EN	CINCA
 <b>Qualidade de superfície</b> \ Surface quality Qualité de la surface \ Oberfläche	EN ISO 10545-2	> 95%	> 95%	> 95%	> 95%	> 95%	> 95%	> 95%	> 95%
 <b>Desvio da dimensão de fabrico (W)</b> \ Deviation from work size (W) Écart de la dimension de fabrication (W) \ Abweichung zum Produktionsmass (W)	EN ISO 10545-2	± 0,5%	± 0,3%	± 0,6%	± 0,3%	± 0,6%	± 0,3%	± 0,6%	± 0,3%
 <b>Espessura</b> \ Thickness Épaisseur \ Stärkegenauigkeit	EN ISO 10545-2	± 10%	± 5%	± 5%	± 5%	± 5%	± 5%	± 5%	± 5%
 <b>Rectilinéaridade das arestas</b> \ Straightness of edges Rectilignité des côtes \ Kantengeradigkeit	EN ISO 10545-2	± 0,3%	± 0,15%	± 0,5%	± 0,25%	± 0,5%	± 0,25%	± 0,5%	± 0,25%
 <b>Angularidade</b> \ Rectangularity Angularité \ Rechtwinkligkeit	EN ISO 10545-2	± 0,5%	± 0,25%	± 0,5%	± 0,25%	± 0,5%	± 0,25%	± 0,5%	± 0,25%
 <b>Planaridade (curvatura central)</b> \ Planarity (central dome) Planéité (courbure au centre) \ Planarität (Mittelpunktswölbung)	EN ISO 10545-2	+ 0,5% - 0,3%	+ 0,25% - 0,15%	± 0,5%	± 0,25%	± 0,5%	± 0,25%	± 0,5%	± 0,25%
 <b>Planaridade (curvatura lateral da aresta)</b> \ Planarity (edge dome) Planéité (courbure des arêtes) \ Planarität (Kantenwölbung)	EN ISO 10545-2	+ 0,5% - 0,3%	+ 0,25% - 0,15%	± 0,5%	± 0,25%	± 0,5%	± 0,25%	± 0,5%	± 0,25%
 <b>Planaridade (empeno na diagonal)</b> \ Planarity (skew) Planéité (vrillage par rapport à la diagonale) \ Planarität (Windschiefe)	EN ISO 10545-2	± 0,5%	± 0,25%	± 0,5%	± 0,25%	± 0,5%	± 0,25%	± 0,5%	± 0,25%

RESISTÊNCIA AO DESLIZAMENTO \ SLIP RESISTANCE CHART		DIN - DEUTSCHES INSTITUT FÜR NORMUNG		PENDULUM TEST VALUE ( PTV )		ANSI AMERICAN NATIONAL STANDARD		CÓDIGO TÉCNICO DE LA EDIFICACIÓN		AUSTRALIAN STANDARD	
RÉSISTANCE À LA GLISSANCE \ TRITTSICHERHEIT		DIN 51130	DIN 51097	PTV SLIDER 96	PTV SLIDER 55	ANSI - A137.1 DCOF Dynamic Coefficient of Friction		CTE DB-SUA		AS 4586 App. A Wet Pendulum Slip Rating	
Série Collection	Acabamento Finishing										
NovaArquitectura	CINCA Natural CINCA Natural	NPD	NPD	NPD	NPD	NPD		NPD		NPD	
	CINCA AD (Antiderrapante) CINCA AD (Slip-resistant)	R10	B	38 - 42	33 - 36	> 0,42		Clase 1		P2	
Porcelânico ANTI-SLIP	CINCA Natural CINCA Natural	R10	A	52 - 58	47 - 53	> 0,42		Clase 3		P5	
	CINCA AD (Antiderrapante) CINCA AD (Slip-resistant)	R11 / V4	B	62 - 68	52 - 58	> 0,42		Clase 3		P5	
MOSAICO PORCELÂNICO	CINCA Natural CINCA Natural	R10	A/B/C	38 - 42	36 - 39	> 0,42		Clase 2		P3	

EMBALAGENS E PESOS \ PACKING AND WEIGHTS \ EMBALLAGES ET POIDS \ VERPACKUNGEN UND GEWICHTE										EMB001 Rev 91/1122	
Formato \ Size		Caixa \ Box			Palette \ Pallet						
		Pcs. / Stk.	m² / m	kg	Caixa / Palette Box / Pallet	m²	Net. kg	Brut. kg	cm		
arquitectos	M20×40×0,75 cm	25	2,000 m²	24,69	48	96,0000	1,185	1,210	120×80×96	 <b>Revestimento</b> Wall Tiles	 <b>Aparência</b> <b>Muito Uniforme</b> Very Uniform Appearance V0
	M10×30×0,75 cm	30	0,9000 m²	11,52	88	79,2000	1,014	1,039	120×80×93		
	M20×20×0,75 cm	23	0,9200 m²	11,04	96	88,3200	1,060	1,085	120×80×95		
	M15×15×0,58 cm	66	1,5000 m²	13,97	70	105,0000	978	1,003	120×80×90		
Listeis \ Borders Listels \ Bordüren	M3×20×0,75 cm	30	6,00 m	1,92						 <b>Brilhante</b> Glossy	 <b>Mate</b> Matt
	M3×15×0,58 cm	40	6,00 m	1,61							
Peças Especiais Trim Pieces Pièces Spéciales Formstücke	3,5×3,5 AEOX	4	-	0,07							
	3,5×3,5 AICV	4	-	0,07							
	15×3,5 CV	22	-	1,89							
	15×3,5 CX	22	-	1,89							
	20×3,5 CV	12	-	1,41							
	20×3,5 CX	12	-	1,41							
NovaArquitectura	M30×30×0,7 cm	15	1,3500 m²	20,52	50	67,5000	1,026	1,051	120×80×73	 <b>Pavimento</b> Floor Tiles	 <b>Ingelivo</b> Frost Resistant
	M10×30×0,7 cm	50	1,5000 m²	21,80	48	72,0000	1,046	1,071	120×80×73		
	M20×20×0,6 cm	25	1,0000 m²	12,95	84	84,0000	1,088	1,113	120×80×73		
Peças Especiais Trim Pieces Pièces Spéciales Formstücke	3×3 AEOX	4	-	0,10						 <b>Revestimento</b> Wall Tiles	 <b>Aparência</b> <b>Muito Uniforme</b> Very Uniform Appearance V0
	3×3 AICX	4	-	0,10							
	3×3 AICV	4	-	0,10							
	3×3 AE	4	-	0,10							
	10×3 AE	4	-	0,30							
	10×3 AI	4	-	0,20							
	20×3 CV	25	-	2,25							
	20×3 CX	25	-	2,25							
	M10×20 RC	10	2,00 m	3,30							
	M10×20×0,6 B1G	50	10,00 m	13,50							
	M10×30×0,7 B1G	50	15,00 m	21,80							
	M20×20 B1L	25	5,00 m	12,70							
	M20×20 B2L	25	5,00 m	12,70							
Porcelânico ANTI-SLIP	M30×30×0,75 cm	15	1,3500 m²	22,28	46	62,1000	1,025	1,050	120×80×72	 <b>Pavimento</b> Floor Tiles	 <b>Ingelivo</b> Frost Resistant Porcelânico ANTI-SLIP
	M20×20×1,2 cm	13	0,5200 m²	14,00	84	43,6800	1,176	1,201	120×80×74		
Peças Especiais Trim Pieces Pièces Spéciales Formstücke	10×3×1,2 AE	4	-	0,30						 <b>Revestimento</b> Wall Tiles	 <b>Fraca Variação</b> Low Variation V1
	10×3×1,2 AI	4	-	0,20							
	30×30×0,75 ESC	15	4,50 m	22,28							
	M7×30×0,75 ROD	45	13,50 m	14,70							
	M10×20×1,2 ROD	26	5,20 m	14,00							
	M10×20×1,2 RC	10	2,00 m	3,30							
MOSAICO PORCELÂNICO	2,5×2,5×0,35 cm N	4,704	3,0000 m²	22,21	48	144,0000	1,066	1,091	120×80×92	 <b>NAT</b> Natural	 <b>MOSAICO PORCELÂNICO</b> <b>Variação Leve</b> Slight Variation V2
	2,5×2,5×0,35 cm RFV	3,168	2,0000 m²	14,81	72	144,0000	1,066	1,091	100×100×90		



**INFORMAÇÃO**  
**TÉCNICA**  
TECHNICAL  
DATA



# INFORMAÇÃO TÉCNICA TECHNICAL DATA

## INFOGRAFIA \ INFOGRAPHICS INFOGRAPHIE \ SYMBOLE

	 <b>Pavimento</b> Floor Tiles	 <b>Revestimento</b> Wall Tiles	
<b>ACABAMENTO DA ARESTA</b> EDGE FINISHING	 <b>Retificado</b> Rectified	 <b>Não Retificado</b> Non Rectified	
<b>BRILHO</b> GLOW	 <b>Brilhante</b> Glossy	 <b>Acetinado</b> Satin Finish	 <b>Mate</b> Matt
<b>ACABAMENTO DA SUPERFÍCIE</b> SURFACE FINISHING	 <b>Natural</b> Natural	 <b>Antiderrapante</b> Slip-Resistant	 <b>Polido</b> Polished
<b>ANTIDERRAPÂNCIA</b> SLIP RESISTANCE	 <b>DIN 51130</b> <b>Calçado</b> With Footwear	 <b>Pendulum Test Value</b> <b>PTV Slider 96</b>	 <b>ANSI A326.3</b> <b>Dinamic Coefficient of Friction</b>
	 <b>DIN 51097</b> <b>Pé Descalço</b> Barefoot	 <b>Pendulum Test Value</b> <b>PTV Slider 55</b>	
<b>OUTROS</b> OTHER	 <b>Ingelivo</b> Frost Resistant	 <b>Resistência à abrasão superficial</b> Resistance to surface abrasion	
		 <b>Menos resistente</b> Less resistant	 <b>Mais resistente</b> Most resistant

## VARIAÇÃO NA TONALIZAÇÃO DA COR \ COLOUR SHADE VARIATION DIFFÉRENCE DE TONALITÉ \ FARBUNSTIMMIGKEIT

### ANSI A137.1–2012

 <b>Muito Uniforme</b> Very Uniform V0	 <b>Fraca Variação</b> Low Variation V1	 <b>Variação Ligeira</b> Slight Variation V2	 <b>Variação Moderada</b> Moderate Variation V3	 <b>Forte Destonização</b> Substantial Variation V4
---	--	---	--	--

O símbolo classifica a variação da tonalização da cor das peças cerâmicas de uma série.

#### RECOMENDAÇÕES PARA ASSENTAMENTO

Para obter melhores resultados das características do produto, a CINCA recomenda antes do assentamento a mistura das peças de várias caixas.

This symbol classifies the chromatic shade variation among pieces of tile in one range.

#### LAYING RECOMMENDATIONS

CINCA recommends blending different pieces from different cartons before installation, in order to maximize the aesthetic beauty of the product line.

Parmi les symboles nous indiquons le degré de variation chromatique entre les carreaux contenus dans chaque serie.

#### RECOMMANDATION POUR LA POSE

Afin de tirer profit au mieux des caractéristiques techniques du produit, CINCA recommande de mélanger des pièces de différentes boîtes.

Mit den Abkürzungen will man den Farbabweichungsgrad jeder Fliese einer Serie Klassifizieren.

#### HINWEISE ZUR VERLEGUNG

Um die besten Resultate mit unserem Produkt erzielen zu können, schlägt CINCA vor, Fliesen von verschiedenen Kartons vor der Verlegung zu mischen.



Em qualquer espaço, seja ele interior ou exterior, pretende-se que a escolha do pavimento seja adequado ao espaço onde será aplicado: mais ou menos tráfego, mais ou menos humidade, mais ou menos acumulação de resíduos, por exemplo. A seleção de pavimentos com características antiderrapantes permite antever uma série de situações que favorecem a segurança dos transeuntes.


In any space, whether indoor or outdoor, it is intended that the floor tiles choice is suitable for the space where it will be applied: more or less traffic, more or less humidity, more or less accumulation of waste, for example. The selection of ANTI-SLIP floor tiles predict a bunch of situations that favor the pedestrians safety.

DIN - DEUTSCHES INSTITUT FÜR NORMUNG


Com ampla divulgação na indústria cerâmica, as normas alemãs que permitem determinar o coeficiente de escorregamento subdividem os testes em dois grupos distintos: o escorregamento **CALÇADO** (aplicável em zonas em que os utilizadores circulam habitualmente calçados) e o escorregamento **PÉ DESCALÇO** (aplicável às zonas em que os utilizadores circulam descalços, como é o caso das piscinas e dos balneários).

Well known in the Ceramic Industry, the German standards, which help determine the slip resistance coefficient, divide the tests into two groups. In the first group, the tests are executed simulating the use of FOOTWEAR (applicable in areas where people walk with footwear) and in the second group, the tests are run simulating BAREFOOT traffic (in areas such as swimming pools, shower areas etc).


CLASSE CLASS (DIN 51130)  
Calçado With Footwear




R9




R10



R11




R12




R13


CLASSE CLASS (DIN 51097)  
Pé Descalço Barefoot



A



B




C

CTE - CÓDIGO TÉCNICO DE LA EDIFICACIÓN  
DB - SUA - Segurança de uso e acessibilidade  
Safety of use and accessibility

O Código Técnico da Edificação é a regulação espanhola que estabelece os requisitos básicos para a segurança. Aplica-se a edifícios públicos ou privados.

Building Code is the Spanish regulation that establishes the basic requirements for safety. It is applied to public or private buildings.



CTE

Seguridad de utilización y accesibilidad

RESISTÊNCIA AO DESLIZAMENTO SLIP RESISTANCE									
		DIN 51130	DIN 51097	PTV Slider 96	PTV Slider 55	ANSI A137.1 DCOF	CTE DB -SUA	AS 4586 App. A	EC
ART STONE	NAT	R9	NPD	28 - 31	23 - 26	>0,42	Clase 1	P2	
ASSOUAN STONE	AD	R11	C	57 - 63	52 - 57	>0,42	Clase 3	P5	
ASSOUAN STONE	NAT	NPD	NPD	26 - 29	19 - 21	>0,42	Clase 1	P1	
BAMBU	NAT	NPD	NPD	26 - 29	19 - 21	>0,42	Clase 1	P1	
BELLE ARTI	NAT	NPD	NPD	26 - 29	19 - 21	>0,42	Clase 1	P1	
BERNINI	NAT	NPD	NPD	26 - 29	19 - 21	>0,42	Clase 1	P1	
BRANCOS	NAT	NPD	NPD	26 - 29	19 - 21	>0,42	Clase 1	P1	
BRICK ROAD	NAT	R10	A	38 - 42	33 - 36	>0,42	Clase 1	P2	
CAIMAN	NAT	R9	NPD	28 - 31	23 - 26	>0,42	Clase 1	P2	
CAVA	NAT	NPD	NPD	26 - 29	19 - 21	>0,42	Clase 1	P1	
CEPPO DI GRE STONE	AD	R10	B	51 - 54	49 - 51	>0,42	Clase 3	P5	R10B EC
CEPPO DI GRE STONE	NAT	R9	NPD	28 - 31	23 - 26	>0,42	Clase 1	P2	
COFFRAGE	NAT	R9	NPD	28 - 31	23 - 26	>0,42	Clase 1	P2	
ESSENCE	AD	R10	B	51 - 54	49 - 51	>0,42	Clase 3	P5	R10B EC
ESSENCE	NAT	R9	NPD	28 - 31	23 - 26	>0,42	Clase 1	P2	
FACTORY	AD	R11	A	57 - 63	52 - 57	>0,42	Clase 3	P5	
FACTORY	NAT	R10	NPD	38 - 42	33 - 36	>0,42	Clase 1	P2	
FOSSIL	NAT	R10	A	38 - 42	33 - 36	>0,42	Clase 1	P2	
HERITAGE	NAT	R9	NPD	28 - 31	23 - 26	>0,42	Clase 1	P2	
HIGHLANDER	NAT	R10	A	38 - 42	33 - 36	>0,42	Clase 1	P2	
IMAGINE	AD	R11	A	57 - 63	52 - 57	>0,42	Clase 3	P5	
IMAGINE	NAT	NPD	NPD	26 - 29	19 - 21	>0,42	Clase 1	P1	
IMAGINE DECK	NAT	R10	B	38 - 42	33 - 36	>0,42	Clase 1	P2	
IMAGINE SOUL	AD	R11	A	57 - 63	52 - 57	>0,42	Clase 3	P5	
IMAGINE SOUL	NAT	R10	NPD	38 - 42	33 - 36	>0,42	Clase 1	P2	
IMAGINE VINTAGE	AD	R11	A	57 - 63	52 - 57	>0,42	Clase 3	P5	
IMAGINE VINTAGE	NAT	R10	NPD	38 - 42	33 - 36	>0,42	Clase 1	P2	

EC = Fácil Limpeza \ Easy Cleaning


NPD = Desempenho Não Determinado \ No Performance Declared \ Performance Non Déterminée \ Keine Leistung Festgelegt

NAT = Acabamento Natural \ Natural Finishing

AD = Acabamento Antiderrapante \ Slip-resistant Finishing

Rev061122

RESISTÊNCIA AO DESLIZAMENTO SLIP RESISTANCE									
		DIN 51130	DIN 51097	PTV Slider 96	PTV Slider 55	ANSI A137.1 DCOF	CTE DB -SUA	AS 4586 App. A	EC
INDUSTRIAL STONE	AD	R10	A	38 - 42	33 - 36	>0,42	Clase 1	P2	
INDUSTRIAL STONE	NAT	R9	NPD	28 - 31	23 - 26	>0,42	Clase 1	P2	
KINGSTONE	AD	R10	B	51 - 54	49 - 51	>0,42	Clase 3	P5	R10B EC
KINGSTONE	NAT	R9	NPD	28 - 31	23 - 26	>0,42	Clase 1	P2	
LUXURY	NAT	NPD	NPD	26 - 29	19 - 21	>0,42	Clase 1	P1	
MARBELLOUS	NAT	NPD	NPD	26 - 29	19 - 21	>0,42	Clase 1	P1	
MARBLE X	AD	R10	B	51 - 54	49 - 51	>0,42	Clase 3	P5	R10B EC
MARBLE X	NAT	R9	NPD	28 - 31	23 - 26	>0,42	Clase 1	P2	
MERCURY	NAT	R10	A	38 - 42	33 - 36	>0,42	Clase 1	P2	
PORTO	NAT	NPD	NPD	26 - 29	19 - 21	>0,42	Clase 1	P1	
PURE	NAT	NPD	NPD	26 - 29	19 - 21	>0,42	Clase 1	P1	
RETRO	AD	R10	B	51 - 54	49 - 51	>0,42	Clase 3	P5	R10B EC
RETRO	NAT	R9	NPD	28 - 31	23 - 26	>0,42	Clase 1	P2	
SALT	NAT	R9	NPD	28 - 31	23 - 26	>0,42	Clase 1	P2	
SILK	NAT	NPD	NPD	26 - 29	19 - 21	>0,42	Clase 1	P1	
SPLASH SLATE	AD	R10	B	38 - 42	33 - 36	>0,42	Clase 1	P2	R10B EC
SPLASH SLATE	NAT	R9	NPD	28 - 31	23 - 26	>0,42	Clase 1	P2	
SPLENDOR	NAT	NPD	NPD	26 - 29	19 - 21	>0,42	Clase 1	P1	
TIBUR	NAT	NPD	NPD	26 - 29	19 - 21	>0,42	Clase 1	P1	
TIMBER	AD	R10	B	38 - 42	33 - 36	>0,42	Clase 1	P2	R10B EC
TIMBER	NAT	R9	NPD	28 - 31	23 - 26	>0,42	Clase 1	P2	
TIMBER DECK	AD	R10	B	38 - 42	33 - 36	>0,42	Clase 1	P2	R10B EC
TIMBER DECK	NAT	R9	A	28 - 31	23 - 26	>0,42	Clase 1	P2	
TIVOLI	AD	R10	B	51 - 54	49 - 51	>0,42	Clase 3	P5	R10B EC
TIVOLI	NAT	R9	NPD	28 - 31	23 - 26	>0,42	Clase 1	P2	
TUSCANIA	AD	R10	B	38 - 42	33 - 36	>0,42	Clase 1	P2	R10B EC
TUSCANIA	NAT	R9	NPD	28 - 31	23 - 26	>0,42	Clase 1	P2	



TECNOLOGIA FÁCIL LIMPEZA

EASY CLEANING TECHNOLOGY

Mais informação página 11.

More information at page 11.

PTV - PENDULUM TEST VALUE

Os resultados PTV (“Pendulum Test Value”) são obtidos a partir de um equipamento chamado “Pêndulo”. Este equipamento simula o escorregamento **CALÇADO** e **PÉ DESCALÇO** de uma determinada superfície, à semelhança do que foi mencionado na norma acima (DIN), e indica-nos um resultado. São usados deslizantes de borracha para cada um dos testes (96 ou 55), obtendo-se três resultados possíveis:

The PTV (Pendulum Test Value) results are obtained from an equipment called “Pendulum”. This equipment simulates the slipping FOOTWARE and BAREFOOT on a given surface, similarly to what was mentioned in the above standard (DIN), and gives us a result. Rubber sliders are used for each of the tests (slider 96 or slider 55), getting three possible results: “Footwear” classifications (PTV Slider 96) and “Barefoot” classifications (PTV Slider 55):


Classificações “Calçado” (PTV Slider 96) e Classificações “Pé Descalço” (PTV Slider 55):

“Footwear” classifications (PTV Slider 96) and “Barefoot” classifications (PTV Slider 55):


PTV – 0-24 – Risco Elevado High Risk

PTV – 24-35 – Risco Moderado Moderate Risk

PTV – 36+ – Risco Baixo Low Risk



PTV Slider 96



PTV Slider 55

ANSI - AMERICAN NATIONAL STANDARD

O DCOF (Dynamic Coefficient of Friction) é o principal método de teste utilizado nos Estados Unidos da América para avaliar o desempenho dos pavimentos relativamente às suas características de antiderrapância. É um método normalizado pela ANSI A326.3 e que utiliza um equipamentos específico, denominado BOT-3000 para determinação do coeficiente de atrito dinâmico.

DCOF (Dynamic Coefficient of Friction) is the main test method used in the United States of America to evaluate the performance of floor tiles in terms of their slip resistance characteristics. It's a method standardized by ANSI A326.3 which uses specific equipment, called BOT-3000, to determine the coefficient of dynamic friction.


DCOF

Dinamic Coefficient of Friction

AS - AUSTRALIAN STANDARD

O teste de deslizamento do pêndulo húmido é descrito no Apêndice A do AS 4586 e classifica o deslizamento em superfícies propensas à contaminação por água.

The wet pendulum slip test outlined in Appendix A of AS 4586 classifies the slip rating of surfaces that are prone to water contamination.



AS

Wet Pendulum Slip Rating

CINCA



EQUIVALÊNCIAS ENTRE CERÂMICA E ADESIVOS \ EQUIVALENCE BETWEEN CERAMIC AND GLUES  
ÉQUIVALENCE ENTRE CÉRAMIQUE ET ADHESIFS \ ÄQUIVALENZTABELLE ZWISCHEN KERAMIKKLASSEN UND FLIESENKLEBER

Para garantir a durabilidade e a segurança do sistema “cerâmica-adesivo” em uso, a escolha correta do adesivo para um ladrilho específico é fundamental. A tabela seguinte foi elaborada tendo em conta o grau de compatibilidade do sistema “cerâmica-adesivo”, numa condição tradicional, sobre um suporte cimentício absorvente. Estes são os requisitos mínimos de acordo com a característica “absorção de água” da cerâmica, respeitando as normas EN14411 e EN 12004.

Existem condições adicionais a ter em conta, que podem levar a alterar a selecção do sistema, tais como:  
// Dimensões (C×L×A), geometria e natureza das peças de cerâmica;  
// Natureza, absorção e deformabilidade do suporte (betão, cerâmica existente, gesso cartonado, madeira, metal, etc.) onde o sistema será aplicado;  
// Ambiente de utilização (residencial, comercial ou industrial);  
// Usos específicos (ambientes húmidos, exposição solar, rapidez de intervenção, etc.);  
Nestes casos devem ser consultados os prescritores.

The correct choice of glue is of extreme importance to ensure the durability and safety of the “ceramic-adhesive” system in use. The following table has been prepared taking into consideration the degree of compatibility of the “ceramic adhesive” system, under a normal condition, on an absorbent cementitious support. These are the minimum requirements according to the “water absorption” characteristic of ceramic, complying with the norms EN14411 and EN 12004.

There are additional conditions to keep in mind that may lead to changes such as:  
// Dimensions (L×W×H), shape and nature of ceramic pieces;  
//Nature, absorption and deformability of the substrate (concrete, existing tiles, plasterboard, wood, metal, etc.) where the system will be applied;  
// Area of use (residential, commercial or industrial);  
// Specific applications (wet environments, sun exposure, speed of intervention, etc.). In these cases you should contact the specifiers.

Pour assurer la durabilité et la sécurité du système "adhésif céramique" utilisé, il est essentiel de choisir le bon adhésif pour un carreau spécifique. Le tableau suivant a été préparé en tenant compte du degré de compatibilité du système "céramique-adhésif", dans des conditions traditionnelles, sur un support absorbant à base de ciment. Ce sont les exigences minimales selon la caractéristique "absorption d'eau" de la céramique, répondant aux normes EN14411 et EN 12004.

Il convient de garder à l'esprit les conditions supplémentaires susceptibles de modifier le choix du système, telles que:  
// Dimensions (L×W×H), géométrie et nature des pièces en céramique;  
// Nature, absorption et déformabilité du support (béton, céramique existante, plaques de plâtre, bois, métal, etc.) où le système sera appliqué;  
// Environnement d'utilisation (résidentiel, commercial ou industriel);  
// Utilisations spécifiques (environnements humides, exposition au soleil, rapidité d'intervention, etc.).  
Dans ce cas, les prescripteurs doivent être consultés.

Um die Haltbarkeit und Sicherheit der Einheit “Keramik-Kleber” zu gewährleisten, ist die Auswahl des richtigen Klebers für eine bestimmte Fliese von entscheidender Bedeutung. Die folgende Tabelle wurde unter Berücksichtigung der Kompatibilität der Einheit “Keramik-Kleber” unter herkömmlichen Bedingungen auf einem absorbierenden zementartigen Träger erstellt. Dies sind die Mindestanforderungen gemäß der Eigenschaft “Wasseraufnahme” von Keramik gemäß EN14411 und EN 12004.

Zusätzlich sind einige Bedingungen zu beachten, die zu einer Änderung der Einheit führen können, wie z. B.:  
// Abmessungen (L×B×H), Geometrie und Art der Keramikfliese;  
//Art, Absorptionsvermögen und Verformbarkeit des Untergrunds (Beton, vorhandene Keramik, Gipsplatten, Holz, Metall usw.), auf den die Einheit verlegt werden soll;  
// Nutzungsumgebung (Haushalt, Gewerbe oder Industrie);  
// Spezifische Anwendungen (feuchte Umgebungen, Sonneneinstrahlung, Verlegegeschwindigkeit usw.).  
In solchen Fällen sollte die ausschreibende Instanz konsultiert werden.

Recomendação mínima de classes de adesivos, segundo classes de cerâmica: \ Minimum recommendation of adhesive classes by ceramic classes:  
Recommandation minimale des classes d'adhésif par classe de céramique: \ Mindestempfehlung der Kleberklassen, nach Keramikklassen:

Classe de Cerâmica (segundo EN14411) Ceramic Classes (according to EN14411) Classe de Céramique (selon EN14411) Keramikklasse (nach EN14411)	Absorção de Água (%) Water absorption (%) Absorption d'eau (%) Wasseraufnahme (%)	Adesivo (segundo EN12004) \ Adhesives (according to EN12004) \ Adhésif (selon EN12004) \ Fliesenkleber (nach EN12004)			
		Pavimento \ Floor \ Sol \ Boden		Parede \ Wall \ Mur \ Wand	
		Interior \ Interior Intérieur \ Innen	Exterior \ Exterior Extérieur \ Aussen	Interior \ Interior Intérieur \ Innen	Exterior \ Exterior Extérieur \ Aussen
A1a + B1a	≤ 0,5	C2	C2	C2	C2
A1b + B1b	> 0,5 e \ and \ et \ und ≤ 3,0	C1	C2	C1	C2
A11a-1 + A11a-2 + B11a	> 3,0 e \ and \ et \ und ≤ 6,0	C1	C2	C1	C2
A11b-1 + A11b-2 + B11b	> 6,0 e \ and \ et \ und ≤ 10,0	C*	C2	C*	C2
AIII + BIII	> 10,0	Não aplicável Not applicable Non applicable Nicht zutreffend	Não aplicável Not applicable Non applicable Nicht zutreffend	C* ou D C* or D C* ou D C* oder D	Não recomendável Not recommended Non Recommandé Nicht empfehlenswert

C\* = Cimento cola para ladrilhos absorventes em interior. \ Glue for absorbent tiles for interiors. \ Colle pour carrelage absorbant d'intérieur en ciment. \ Zementkleber für wasseraufnehmende Fliesen im Innenbereich.

CERÂMICA COM ACABAMENTO POLIDO OU LAPADO \ TILES WITH POLISHED AND SEMI-POLISHED FINISHING  
CÉRAMIQUE FINITION POLI OU SEMI-POLI \ KERAMIK MIT POLIERTER ODER GELÄPPTER OBERFLÄCHE



Os acabamentos polidos ou lapados, deixam as superfícies mais vulneráveis a manchas e/ou danos físicos.

A CINCA recomenda que seja aplicado um protetor de superfície nestes produtos de forma a conseguir o aspeto pretendido durante mais tempo.  
// Os protetores de superfície devem ser aplicados após aplicação e rejuntamento.  
// Deve verificar que está a usar um produto adequado a superfícies cerâmicas polidas ou lapadas.  
// Deve seguir as instruções específicas de cada fabricante.

Polished and semi-polished finishings, cause surfaces more vulnerable to stains and/or physical damage.

In order to achieve a long lasting desired look, CINCA recommends a surface protector to be applied on the products.  
// Surface protectors must be applied after application and grouting.  
// Please verify that you are using a suitable product for polished or semi-polished ceramic tiles.  
// You must follow the specific instructions of each manufacturer.

Les finitions polies ou semi-polies laissent les surfaces plus vulnérables aux taches et/ou aux dommages.

CINCA recommande l'utilisation d'un protecteur de surface sur ces produits, afin de maintenir l'aspect souhaité le plus longtemps possible.  
// Les protecteurs de surface doivent être appliqués après la pose et le jointoiment;  
// Vous devez vérifier que vous utilisez un produit adapté aux surfaces céramiques polies et semi-polies;  
// Vous devez suivre méticuleusement les instructions de chaque fabricant.

Polierte oder geläppte Ausführungen machen Oberflächen anfälliger für Flecken und/oder physische Beschädigungen.

CINCA empfiehlt, diese Produkte mit einem Oberflächenschutz zu versehen, um das gewünschte Aussehen länger zu garantieren.  
// Das Oberflächenschutzmittel nach dem Verlegen und Verfugen auftragen.  
// Sie müssen sicherstellen, dass ein Produkt verwendet wird, das für polierte oder geläppte Keramikoberflächen geeignet ist.  
// Sie müssen die spezifischen Anweisungen des jeweiligen Herstellers befolgen.

APLICAÇÃO E MANUTENÇÃO DOS DECORADOS \ APPLICATION AND MAINTENANCE OF DECORATIVE PIECES  
APPLICATION ET ENTRETIEN DES PIÈCES DÉCORÉES \ VERLEGE-UND PFLEGEANWEISUNG FÜR DIE DEKORE

Os ladrilhos decorados da CINCA resultam de processos de decoração especiais, recorrendo a vidrados que apresentam sedutores efeitos visuais. Como peças especiais que são, requerem uma manipulação cuidadosa que preserve a sua beleza. Para a sua colocação recomendamos que as peças sejam manipuladas com cuidado, para evitar riscos, e que estejam secas e limpas. A superfície dos produtos decorados deve ser protegida durante a aplicação, evitando ao máximo o seu contato com argamassas de assentamento e/ou rejuntamento. Os eventuais excedentes de materiais de colocação devem ser imediatamente limpos, evitando-se que endureçam e colem a superfície das peças. Para limpar os excedentes de materiais de colocação deve apenas ser usada uma esponja limpa e água em abundância sendo totalmente vedada a utilização de agentes de limpeza abrasivos ou contendo ácidos.

Para a manutenção corrente dos materiais deve-se evitar o uso de detergentes energícos e/ou produtos ou utensílios de limpeza abrasivos pois podem causar danos irreversíveis nas peças.  
A limpeza deve ser assegurada apenas com recurso a água e sabão neutro.

Estes produtos podem apresentar normais diferenças de tonalidade decorrentes desta técnica de fabrico.

Decorative tiles produced by CINCA are the result of special decorative processes and techniques along with the use of glazes that offer seductive visual effects. Handling of these pieces requires careful manipulation in order to preserve its beauty. For application, we recommend pieces are handled with care to avoid scratches or breakage. It is also recommended you ensure pieces are clean and dry before application. We also recommend protection of the surface to avoid contact with glue or mortar during the application process. Any excess glue or mortar in contact with the surface should be cleaned immediately to avoid hardening or gluing. Excess glue or mortar should be removed using a clean sponge with abundant water. The use of abrasive cleaning agents or those containing acid is strictly forbidden.

For cleaning and maintenance purposes avoid using energetic detergents and abrasive utensils as these may cause irreversible damage to the decorative pieces. Only the use of clean water and neutral soap is recommended.

These products may show shading variations as a consequence of the production processes and techniques used during manufacturing.

Les carreaux de faïence décorés CINCA, sont le résultat d'un procédé de décoration spécial, recourant à des émaux ou autres matières aux effets visuels précieux et uniques. C'est donc comme pièces « précieuses » qu'ils doivent être manipulés avec soin afin de conserver leur beauté et originalité. Pour une bonne et correcte application et pour éviter toutes rayures, nous recommandons une manipulation délicate, les pièces devant être séchées et nettoyées au préalable. La surface des pièces décorées doit être protégée durant l'application, évitant au maximum son contact avec le ciment colle et/ou le joint. Les éventuels excédents de matière doivent être immédiatement nettoyés afin d'éviter qu'ils ne sèchent et qu'ils ne collent sur la surface des pièces. Pour nettoyer ces excédents, utiliser uniquement une éponge propre bien imbibée d'eau. Il est formellement interdit d'utiliser tout produit de nettoyage abrasif ou contenant des acides.

Pour le nettoyage courant, il faut éviter tout détergent énergique et/ou produit ou ustensile de nettoyage abrasifs, au risque de causer des dommages irréversibles sur les pièces. Le nettoyage doit être fait uniquement à l'aide d'eau et de savon neutre.

Ces pièces peuvent aussi présenter des différences normales de tonalité, dérivées justement de cette technique spéciale de fabrication.

CINCA's Dekorfliesen sind Erzeugnisse aus speziellen Dekorationsverfahren, mit Glasuren die verführerische visuelle Effekte vorweisen. Diese besonderen Fliesen sollten behutsam behandelt werden, damit sie ihre Schönheit bewahren. Bei der Verlegung dieser Fliesen empfehlen wir eine sorgsame Behandlung damit Kratzer vermieden werden, auch sollten die Fliesen trocken und sauber sein. Die dekorierte Oberfläche der Produkte sollte während der Verlegung geschützt werden, um so den Kontakt mit dem Zementmörtel und / oder Fugenmaterial zu vermeiden. Etwaige Überschüsse dieser Materialien sollten sofort von den Fliesen vorsichtig entfernt werden, um das Verhärten an der Oberfläche der Fliesen zu vermeiden. Für die Reinigung bitte ausschliesslich einen sauberen Schwamm und viel Wasser verwenden. Reinigungsmittel die Säuren enthalten oder Scheuermittel dürfen nicht verwendet werden.

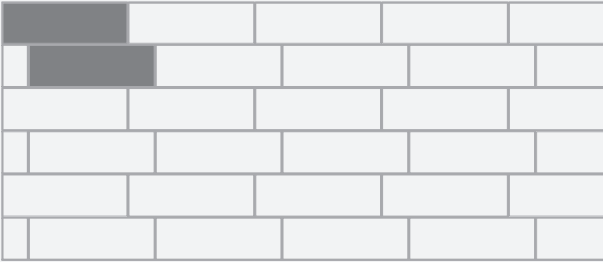
Für die alltägliche Säuberung und Pflege dieser Fliesen, vermeiden Sie bitte scharfe Reinigungsmittel und/oder scheuernde Reinigungsutensilien, da diese irreversible Schäden an den Fliesen verursachen können. Die Reinigung sollte nur mit Seife und Wasser erfolgen.

Diese Erzeugnisse können normale Brandfarbenunterschiede aufweisen, auf Grund dieser Produktionstechnik.

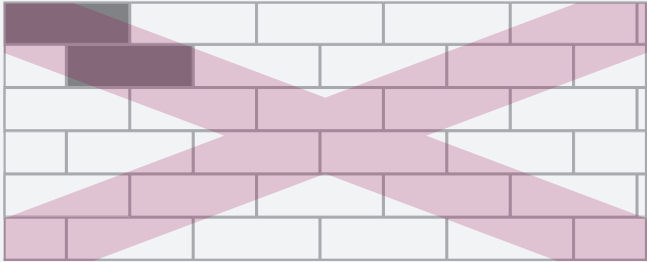


FORMATOS SIZES		60×120 RTF 24"×47" RTF	49×99 RTF 19"×39" RTF	48×98 RTF P 19"×39" RTF P	30×60 RTF 12"×24" RTF				30×60 12"×24"		
-------------------	---	---------------------------	--------------------------	------------------------------	--------------------------	--	--	---	------------------	---	---

CONTRAFIADO 15%  
BRICKBONG EFFECT 15%




CONTRAFIADO 50%  
BRICKBONG EFFECT 50%



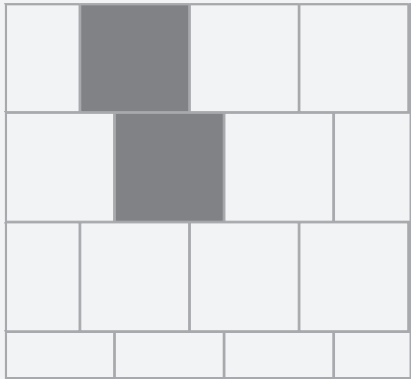
NÃO RECOMENDADO  
NOT RECOMMENDED

FORMATOS SIZES		120×120 RTF 47"×47" RTF	49×49 RTF 19"×19" RTF	48×48 RTF P 19"×19" RTF P	60×60 RTF 24"×24" RTF				60×60 24"×24"	33×33 13"×13"	M 50×50 20"×20"	M 45×45 18"×18"	M 30×30 12"×12"	M 20×20 8"×8"		
-------------------	---	----------------------------	--------------------------	------------------------------	--------------------------	--	--	---	------------------	------------------	--------------------	--------------------	--------------------	------------------	---	---


45°  
45°



CONTRAFIADO 30%  
BRICKBONG EFFEC 30%



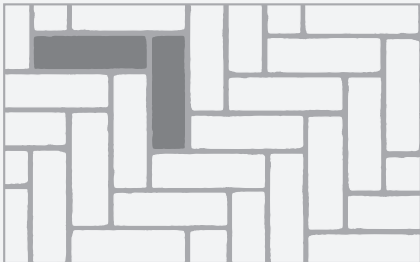
CONTRAFIADO 50%  
BRICKBONG EFFEC 50%




NÃO RECOMENDADO  
NOT RECOMMENDED

BRICK BRICK		Arestas Irregulares Irregular Edges	7,5×25 3"×10"		
----------------	---	--	------------------	---	---


ESPINHA  
HERRINGBONE EFFECT




CONTRAFIADO 50%  
BRICKBONG EFFECT 50%

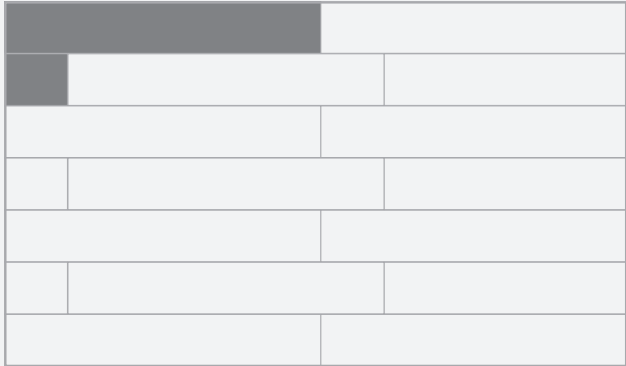


ALINHADO  
ALIGNED

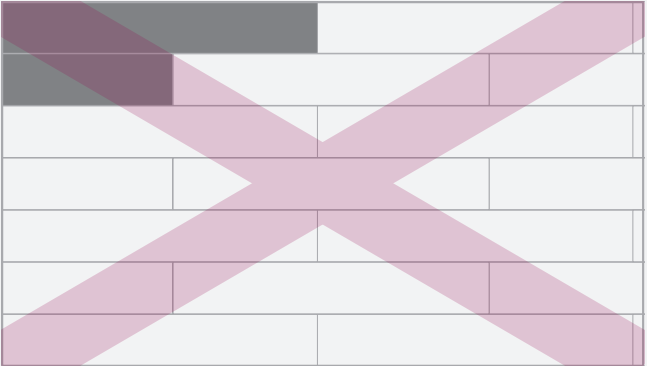


FORMATOS SIZES		20×120 RTF 8"×47" RTF	24,5×99 RTF 10"×39" RTF	23,5×98 RTF P 9"×39" RTF P	16×99 RTF 6"×39" RTF				20×120 8"×47"		
-------------------	---	--------------------------	----------------------------	-------------------------------	-------------------------	--	--	---	------------------	---	---

CONTRAFIADO 20%  
BRICKBONG EFFECT 20%



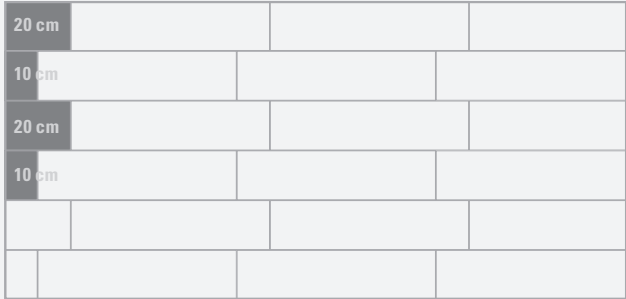
CONTRAFIADO 50%  
BRICKBONG EFFECT 50%



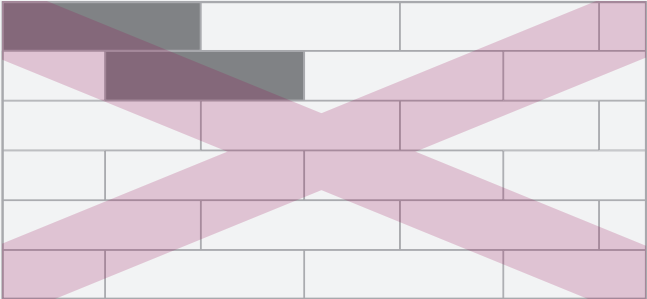
NÃO RECOMENDADO  
NOT RECOMMENDED

FORMATOS SIZES		15×60 RTF 6"×24" RTF		
-------------------	---	-------------------------	---	---





CONTRAFIADO (sugerimos que use os ângulos de canto)  
BRICKBONG EFFEC ( we suggest the use of the corner angles)




CONTRAFIADO 50%  
BRICKBONG EFFEC 50%




NÃO RECOMENDADO  
NOT RECOMMENDED

FORMATOS SIZES		30×90 RTF 12"×35" RTF				M 25×75 10"×30"	M 25×55 10"×22"	M 25×45 10"×18"		
-------------------	---	--------------------------	--	--	---	--------------------	--------------------	--------------------	---	---

CONTRAFIADO 15%  
BRICKBONG EFFECT 15%



CONTRAFIADO 50%  
BRICKBONG EFFECT 50%



NÃO RECOMENDADO  
NOT RECOMMENDED



FORMATOS RETIFICADOS  
RECTIFIED SIZES

• Junta mínima: 1 mm  
• Minimum joint: 1 mm / 0.04 in

• Utilize niveladores para um melhor acabamento  
• Use level systems for a better finishing



FORMATOS NÃO RETIFICADOS  
NON RECTIFIED SIZES

• Junta sugerida: 2 a 5 mm  
• Suggested joint: 2 to 5 mm / 0.08 in to 0.2 in

CINCA




# M 10×40 cm 4"×16" COSMOPOLITAN


## SUGESTÃO DE COMBINAÇÃO DE SÉRIES E FORMATOS

SERIES AND SIZES COMBINATION SUGGESTION  
SUGGESTION DE COMBINAISON DE SÉRIES ET FORMATS  
VORSCHLÄGE ZUM KOMBINIEREN DER SERIEN UND FORMATE

Fundos e Estruturas **COSMOPOLITAN M 10×40 cm**  
Coordenados com **arquitectos M 20×40 e M 20×20 cm**  
**COSMOPOLITAN** Plain Tiles and Structures M10×40 cm (4"×16")  
Coordinated with **arquitectos** M 20×40 cm (8"×16") and M20×20 cm (8"×8")



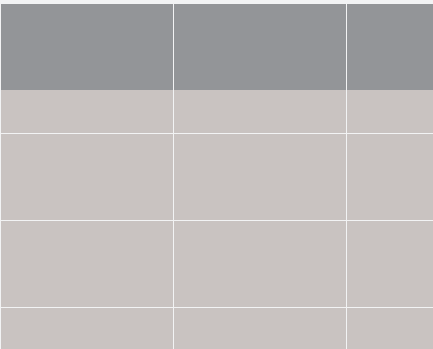
CONTRAFIADO 50%  
BRICKBONG EFFECT 50%



CONTRAFIADO 30%  
BRICKBONG EFFECT 30%




ALINHADO  
ALIGNED




ESPINHA  
HERRINGBONE EFFECT



MÓDULOS  
MODULES



MÓDULOS  
MODULES



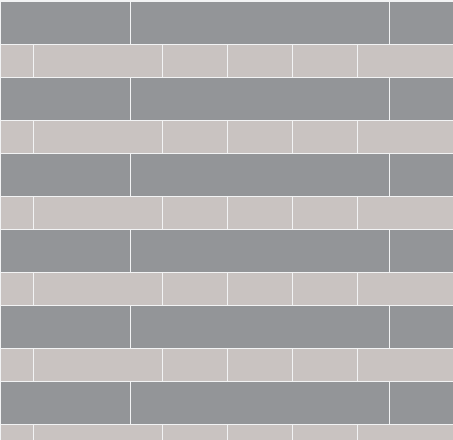
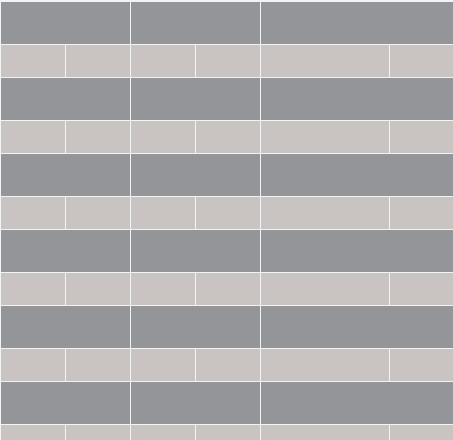
# M 10×30 + M 7,5×15 cm 4"×12" + 3"×6" CRACKLÉ · LUX · MANHATTAN METRO · NEW YORK · SOHO

## SUGESTÃO DE COMBINAÇÃO DE FORMATOS

SIZES COMBINATION SUGGESTION  
SUGGESTION DE COMBINAISON DE FORMATS  
VORSCHLÄGE ZUM KOMBINIEREN DER FORMATE

CONTRAFIADO 50%  
BRICKBONG EFFECT 50%

CRACKLÉ · METRO



ESPINHA  
HERRINGBONE EFFECT

CRACKLÉ · METRO



# M 10×30 | M 7,5×15 | 7,5×25 cm 4"×12" | 3"×6" | 3"×10"


## SUGESTÕES DE APLICAÇÃO

LAYING SUGGESTIONS  
SUGGESTIONS DE POSE  
VERLEGEPLAN

CONTRAFIADO 50%  
BRICKBONG EFFECT 50%



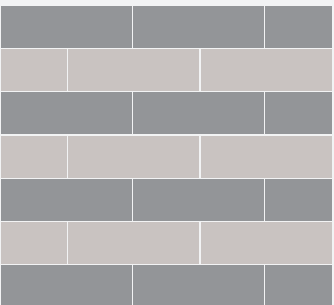
**CRACKLÉ · LUX · MANHATTAN · METRO:**  
**Não aplicar este layout nos formatos**  
**M 10×30 e 7,5×25 cm**  
Do not apply this setting with M10×30  
and 7,5×25 cm (4"×12" and 3"×10") sizes



CONTRAFIADO 50%  
BRICKBONG EFFECT 50%

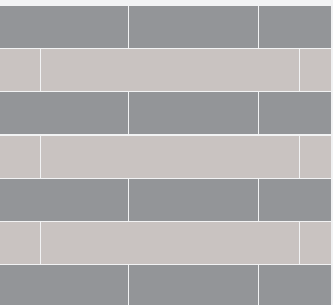
**CRACKLÉ · LUX · MANHATTAN · METRO:**  
**Apenas no formato M 7,5×15 cm**  
Only for M 7,5×15 cm 36"×6") size

NEW YORK · SOHO



CONTRAFIADO 30%  
BRICKBONG EFFECT 30%

CRACKLÉ · LUX · MANHATTAN · METRO  
NEW YORK · SOHO



ESPINHA  
HERRINGBONE EFFECT

CRACKLÉ · LUX · MANHATTAN · METRO  
NEW YORK · SOHO

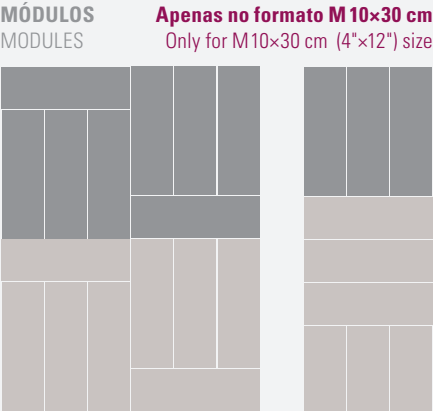
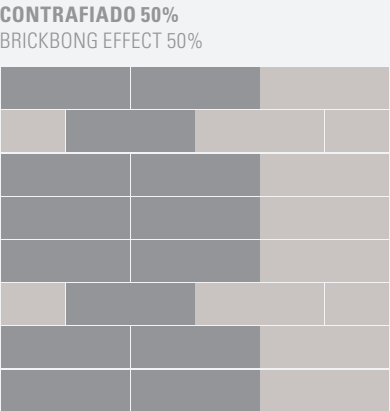

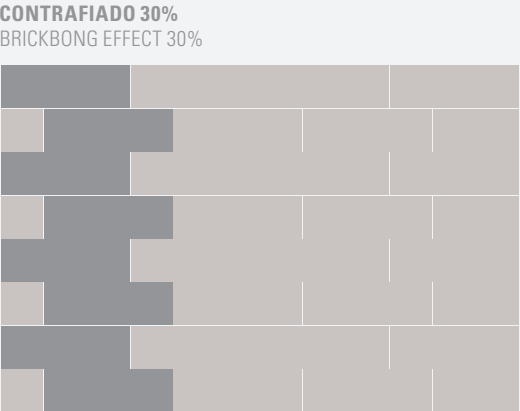
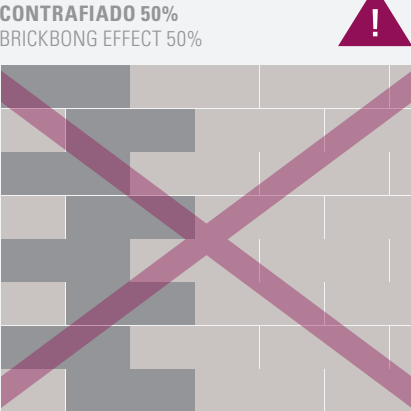





M 10×30 + 7,5×15 cm 4"×12"+3"×6"TIFFANY



SUGESTÃO DE COMBINAÇÃO DE SÉRIES E FORMATOS  
SERIES AND SIZES COMBINATION SUGGESTION  
SUGGESTION DE COMBINAISON DE SÉRIES ET FORMATS  
VORSCHLÄGE ZUM KOMBINIEREN DER SERIEN UND FORMATE

Fundos e Estrutura **TIFFANY M 10×30 cm**  
Coordenados com **arquitectos M 20×40 e M 20×20 cm**  
**TIFFANY** Plain Tiles and Structure M10×30 cm (4"×12")  
Coordinated with **arquitectos** M 20×40 cm (8"×16") and M 20×20 cm (8"×8")















































15×15 cm | M 20×20 cm 6"×6" | 8"×8" SPLASH · HERITAGE

SUGESTÕES DE APLICAÇÃO  
LAYING SUGGESTIONS  
SUGGESTIONS DE POSE  
VERLEGEPLAN

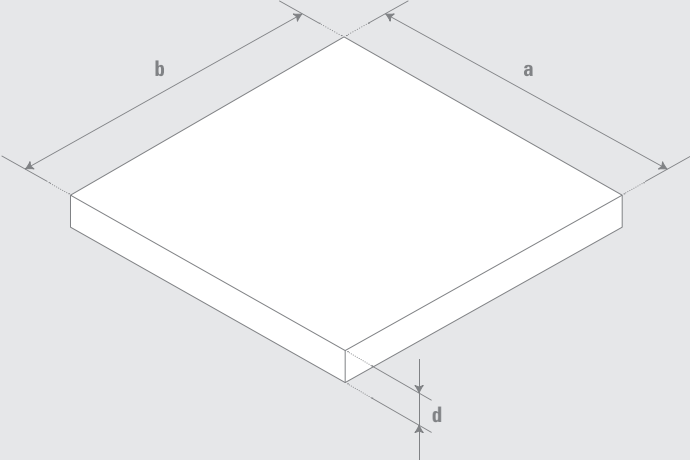




EN 14411:2012 Anexo G Grupo Bia UGL Porcelânico Pasta Corada Decorado \ Colored body Porcelain Stoneware Grès cérame décoré coloré dans la masse \ Durchgefärbtes dekoriertes Feinsteinzeug					EN 14411:2012 Anexo G Grupo Bia GL Porcelanato Vidrado \ Glazed Porcelain Stoneware Grès Cérame Émaillé \ Feinsteinzeug Glasiert								
EN 14411:2012 Anexo K - Grupo BIII GL (EN 14411:2016 Anexo L) Azulejos de Pasta Branca Bicozedura \ Double Fired White Body Wall Tiles Faïences en Pâte Blanche Bi-Cuison \ Weiss-Scherbige Zweibrand Steingutfliessen													
Dimensão Nominal (N) Nominal Size (N)		7cm ≤ N < 15 cm		N ≥ 15 cm		 Retificados Rectified	7cm ≤ N < 15 cm		N ≥ 15 cm		 Retificados Rectified		
 Dimensão de Fabrico (W) Work Size (W)	Desvio da Dimensão Nominal (N) Deviation From Nominal Size (N)	Max.	Modular <sup>(1)</sup> Modular <sup>(1)</sup>	2 - 5mm	2 - 5mm	2 - 5mm	2 - 5mm	2 - 5mm	2 - 5mm	2 - 5mm			
			Não-Modular <sup>(2)</sup> Non-Modular <sup>(2)</sup>	± 2% (Max. 5mm)	± 2% (Max. 5mm)	± 2% (Max. 5mm)	± 2% (Max. 5mm)	± 2% (Max. 5mm)	± 2% (Max. 5mm)				
Característica \ Characteristics Caractéristique \ Eigenschaft		Norma Standard Norme Norm	EN ISO 10545-2	EN	CINCA	EN	CINCA	CINCA	EN	CINCA	EN	CINCA	CINCA
 Dimensão Real Actual Size	Desvio da dimensão de fabrico (W) Deviation from work size (W) Écart de la dimension de fabrication (W) Abweichung zum Produktionsmass (W)	Max. Min.	%	Não aplicável Not applicable Non applicable Nicht zutreffend		± 0,5%	± 0,4%	 ± 0,3%	Não aplicável Not applicable Non applicable Nicht zutreffend		± 0,6%	± 0,5%	 ± 0,3%
			mm	± 0,75	± 0,6	± 2,0	± 1,5	 ± 1,0	± 0,9	± 0,7	± 2,0	± 1,5	 ± 1,0
 Espessura Thickness Épaisseur Stärkegenauigkeit		Max. Min.	%	Não aplicável Not applicable Non applicable Nicht zutreffend		± 10%	± 10%	 ± 10%	Não aplicável Not applicable Non applicable Nicht zutreffend		± 5%		 ± 5%
			mm	± 0,5		± 0,5		 ± 0,5	± 0,5		± 0,5		 ± 5%
 Rectilinearidade dos lados Rectilignité des côtés Straightness of edges Kantengeradigkeit		Max. Min.	%	Não aplicável Not applicable Non applicable Nicht zutreffend		± 0,3%	± 0,2%	 ± 0,2%	Não aplicável Not applicable Non applicable Nicht zutreffend		± 0,5%	± 0,4%	 ± 0,3%
			mm	± 0,5	± 0,4	± 1,5	± 1,1	 ± 0,8	± 0,75	± 0,6	± 1,5%	± 1,1	 ± 0,8%
 Angularidade Angularité Rectangularity Rechtwinkligkeit		Max. Min.	%	Não aplicável Not applicable Non applicable Nicht zutreffend		± 0,5%	± 0,4%	 ± 0,3%	Não aplicável Not applicable Non applicable Nicht zutreffend		± 0,5%	± 0,4%	 ± 0,3%
			mm	± 0,75	± 0,6	± 2,0	± 1,5	 ± 1,0	± 0,75	± 0,6	± 2,0	± 1,5	 ± 1,0%
 Planicidade da Superfície Surface Flatness	Planaridade (curvatura central) Planarity (central dome) Planéité (courbure au centre) Planarität (Mittelpunktswölbung)	Max.	%	Não aplicável Not applicable Non applicable Nicht zutreffend		+ 0,5%	+ 0,4%	 + 0,4%	Não aplicável Not applicable Non applicable Nicht zutreffend		+ 0,5%	+ 0,4%	 + 0,4%
			mm	+ 0,75	+ 0,6	+ 2,0	+ 1,5	 + 1,5	+ 0,75	+ 0,6	+ 2,0	+ 1,5	 + 1,5
		Min.	%	Não aplicável Not applicable Non applicable Nicht zutreffend		- 0,3%	- 0,2%	 - 0,2%	Não aplicável Not applicable Non applicable Nicht zutreffend		- 0,5%	- 0,4%	 - 0,4%
			mm	- 0,50	- 0,4	- 1,5	- 1,1	 - 1,1	- 0,75	- 0,6	- 2,0	- 1,5	 - 1,5
	Planaridade (curvatura lateral da aresta) Planarity (edge dome) Planéité (courbure des arêtes) Planarität (Kantenwölbung)	Max.	%	Não aplicável Not applicable Non applicable Nicht zutreffend		+ 0,5%	+ 0,4%	 ± 0,4%	Não aplicável Not applicable Non applicable Nicht zutreffend		+ 0,5%	+ 0,4%	 + 0,4%
			mm	+ 0,75	+ 0,6	+ 2,0	± 1,5	 ± 1,5	+ 0,75	+ 0,6	+ 2,0	± 1,5	 + 1,5
		Min.	%	Não aplicável Not applicable Non applicable Nicht zutreffend		- 0,3%	- ± 0,2%	 - 0,2%	Não aplicável Not applicable Non applicable Nicht zutreffend		- 0,5%	- 0,4%	 - 0,4%
			mm	- 0,50	- 0,4	- 1,5	- ± 1,1	 - 1,1	- 0,75	- 0,6	- 2,0	- 1,5	 - 1,5
Planaridade (empeno na diagonal) Planarity (skew) Planéité (vrillage par rapport à la diagonale) Planarität (Windschiefe)	Max. Min.	%	Não aplicável Not applicable Non applicable Nicht zutreffend		± 0,5%	± 0,4%	 ± 0,4%	Não aplicável Not applicable Non applicable Nicht zutreffend		± 0,5%	± 0,4%	 ± 0,4%	
		mm	± 0,75	± 0,6	± 2,0	± 1,5	 ± 1,5	± 0,75	± 0,6	± 2,0	± 1,5	 ± 1,5	

<sup>(1)</sup> O desvio da Dimensão de Fabrico (W) da Dimensão Nominal (N) inclui uma junta de... \ Deviation of Work Size (W) from Nominal Size (N) includes a joint of...

<sup>(2)</sup> A diferença entre a Dimensão de Fabrico (W) e a Dimensão Nominal (N) é menor que... \ Difference between Work Size (W) and Nominal Size (N) is less than...



Dimensão de Fabrico (W) = Dimensão da face visível (a e b) e espessura (d)  
Dimensão de Coordenação (C) = Dimensão de Fabrico (W) + Junta (J)

Formatos Modulares e Não Modulares

Podem ser considerados formatos modulares aqueles cuja dimensão nominal (de designação) é múltipla ou submúltipla do módulo M (M = 100mm segundo a ISO 1006) e cuja superfície é igual ou superior a 9000 mm². Estes formatos são identificados por uma letra M antes da sua designação nominal (p.e.: M 20 × 20 cm). Nos formatos modulares, a dimensão nominal inclui a junta, conforme as observações seguintes. Todos os restantes formatos são considerados não modulares.

Work size (W) = Dimension of the visible face (a and b) and thickness (d)  
Coordinating size (C) = Work Size (W) + Joint (J)

Modular and Non-modular Sizes

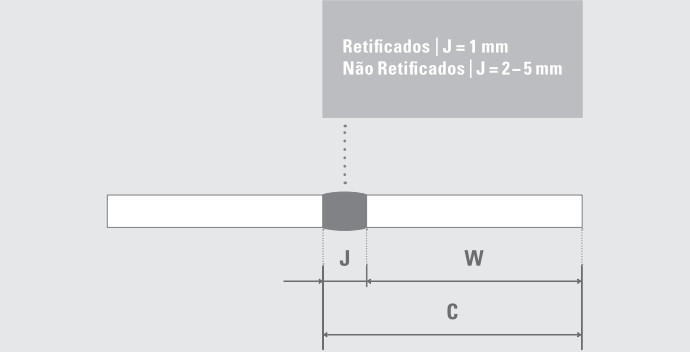
Sizes considered modular are those whose nominal dimensions are multiples or ubmultiples of M (according to the ISO 1006 standard, M = 100 mm) and with a surface area equal or superior to 9000 mm². These sizes are identified by a letter M before their nominal designation (e.g.: M 20 × 20 cm). In modular sizes, the nominal size includes the joint, as described in the following remarks. All other sizes are considered non-modular. Dimension de Fabrication (W) = Dimension de la face visible (a e b) et épaisseur (d)  
Dimension de Coordination (C) = Dimension de Fabrication (W) + Joint (J)

EN 14411 : 2012 Anexo G Grupo Bia UGL  
Porcelânico Pasta Corada Decorado \ Colored body Porcelain Stoneware  
Grès cérame décoré coloré dans la masse \ Durchgefärbtes dekoriertes Feinsteinzeug

EN 14411 : 2012 Anexo G Grupo Bia GL  
Porcelanato Vidrado \ Glazed Porcelain Stoneware \ Grès Cérame Émaillé \ Feinsteinzeug Glasiert  
EN 14411:2012 Anexo K - Grupo BIII GL (EN 14411:2016 Anexo L)  
Azulejos de Pasta Branca Bicozedura \ Double Fired White Body Wall Tiles \ Faïences en Pâte Blanche Bi-Cuissón \ Weiss-Scherbige Zweibrand Steingutfliessen

Para formatos modulares, a dimensão nominal inclui uma largura de junta entre 2 e 5 mm. Neste formatos, a dimensao de fabrico do produto situa-se pois entre 2 a 5 mm abaixo da dimensao nominal de designacao do produto (p.e. para um M 20×20 cm podera ser 197×197 mm). For modular sizes, the nominal dimensions of the modular sizes include a joint that varies from 2 to 5 mm. The production size is therefore 2 to 5 mm smaller than the nominal dimension of the size (e.g.: M 20 × 20 cm might be 197 × 197 mm). For non-modular sizes the difference between the production size and the nominal size cannot be higher than ± 2% or max. 5 mm. Pour les sizes modulaires, la dimension nominale inclut une largeur de joint entre 2 et 5 mm. La dimension de fabrication du produit se situe donc entre 2 et 5 mm en dessous (ex: pour un M 20 × 20 cm elle pourra être 197 × 197 mm). Pour les sizes non modulaires l'écart entre la dimension de fabrication et la dimension nominale ne peut être supérieure à ± 2% ou max. 5 mm

Enthält das Nennmass der Modul-Formate eine Fugenbreite zwischen 2 und 5 mm. Das Profuktionsmass des Produktes ist somit zwischen 2 und 5 mm kleiner als das Nennmass (z.B.: ein M 20 × 20 cm kann 197 × 197 mm sein). Für Formate die nicht modular sind darf der Unterschied zwischen dem Produktionsmass und dem Nennmass nicht grösser sein als ± 2% oder max. 5 mm.



Formats Modulaires et Non Modulaires

Peuvent être considérés modulaires les formats dont la dimension nominale est multiple ou sous multiple du module M (M = 100mm selon la norme ISO 1006) et dont la surface est égale ou supérieure à 9000 mm². Ces formats sont identifiés pour la lettre M avant sa désignation nominale (ex: M 20 × 20 cm). Dans les formats modulaires, la dimension nominale inclut le joint, selon les observations suivantes. Tous les autres formats sont considérés non modulaires.

Produktionsmass (W) = Grösse der Sichtfläche (a und b) und Stärke (d)  
Koordinationsmass (C) = Produktionsmass (W) + Fuge (J)

Modulformate und Nicht-Modulformate

Formate gelten als modular wenn deren Nennmass ein Vielfaches oder Teiler des Moduls M (M = 100mm nach ISO 1006) und deren Oberfläche grösser oder gleich 9000 mm² ist. Diese Formate werden mit dem Buchstaben M vor dem Format gekennzeichnet (z.B.: M20 × 20 cm). Bei den Modul-Formaten, ist die Fuge bereits mitberücksichtigt, wie in den folgenden Anmerkungen beschrieben wird. Alle anderen Formate werden als nicht-modular betrachtet.



EN 14411: 2012 Anexo G Grupo Bia UGL  
Porcelânico Pasta Corada Decorado \ Colored body Porcelain Stoneware  
Grès cérame décoré coloré dans la masse \ Durchgefärbtes dekoriertes Feinsteinzeug


EN 14411: 2012 Anexo G Grupo Bia GL  
Porcelanato Vidrado \ Glazed Porcelain Stoneware \ Grès Cérame Émaillé \ Feinsteinzeug Glasiert

Dada a grande retração (7 a 8%) que sofre o material durante o processo de cozedura, a dimensão de fabrico (igual a calibre) é determinada no processo, durante a fase de escolha, e impressa em cada embalagem, (p.e.: o M 20×20 cm pode ter calibres 196, 197 ou 198 mm). Due to the high contraction (7 to 8%) of the material during the firing process, the production size (also designated as the caliber) is determined within the process, when the final selection is made. The size (caliber) is printed onto each box (e.g.: M 20 × 20 cm may have calibers of 196, 197 or 198 mm). Du fait de la grande rétraction (7 à 8%) dont souffre le matériel durant la cuisson, la dimension de fabrication (appelée aussi calibre) est déterminée pendant la phase de tri et imprimée sur chaque emballage (ex: le M 20 × 20 cm peut avoir les calibres 196, 197 ou 198 mm)

Auf der anderen Seite wird, wegen der grossen Schrumpfung (7 bis 8%) das das Material während des Brennens erlei-det, das Produktionsmass (= Kaliber) während dem Prozess, in der Sortierung ermittelt und auf jeden Karton gedruckt (z.B.: M 20 × 20 cm kann die Kaliber 196, 197 oder 198mm ha ben).



Formato Size		Dimensão Nominal (N) Nominal Size (N)						Dimensão de Fabrico (W) Work Size (W)			
		Formatos Não Modulares Non-Modular Sizes			Formatos Modulares Modular Sizes						
cm	in	cm	in	cm	in	mm		in			
							Espessura Thickness		Espessura Thickness		
EN 14411: 2012 Anexo G Grupo Bia UGL Porcelânico Pasta Corada Decorado \ Colored body Porcelain Stoneware Grès cérame décoré coloré dans la masse \ Durchgefärbtes dekoriertes Feinsteinzeug											
		120×120×0,9 RTF	47"×47" RTF 0.35 in	120×120×0,9	47"×47" 0.35 in	-	-	1198×1198	9	47.17×47.17 in	0.35 in
		60×120×0,9 RTF	24"×47" RTF 0.35 in	60×120×0,9	24"×47" 0.35 in	-	-	598×1198	9	23.54×47.17 in	0.35 in
		49×99×0,9 RTF	19"×39" RTF 0.35 in	49×99×0,9	19"×39" 0.35 in	-	-	493×987	9	19.41×38.86 in	0.35 in
		24,5×99×0,9 RTF	10"×39" RTF 0.35 in	24,5×99×0,9	10"×39" 0.35 in	-	-	246×987	9	9.69×38.86 in	0.35 in
		16×99×0,9 RTF	6"×39" RTF 0.35 in	16×99×0,9	6"×39" 0.35 in	-	-	160×987	9	6.30×38.86 in	0.35 in
		49×49×0,9 RTF	19"×19" RTF 0.35 in	49×49×0,9	19"×19" 0.35 in	-	-	493×493	9	19.41×19.41 in	0.35 in
		24,5×49×0,9 RTF	10"×19" RTF 0.35 in	24,5×49×0,9	10"×19" 0.35 in	-	-	246×493	9	9.69×19.41 in	0.35 in
		60×60×0,8 RTF	24"×24" RTF 0.32 in	60×60×0,8	24"×24" 0.32 in	-	-	598×598	8	23.54×23.54 in	0.32 in
		30×60×0,8 RTF	12"×24" RTF 0.32 in	30×60×0,8	12"×24" 0.32 in	-	-	298×598	8	11.73×23.54 in	0.32 in
		60×60×0,8	24"×24" 0.32 in	60×60×0,8	24"×24" 0.32 in	-	-	Obs.1		Obs.1	
		30×60×0,8	12"×24" 0.32 in	30×60×0,8	12"×24" 0.32 in	-	-	Obs.1		Obs.1	
		33×33×0,8	13"×13" 0.32 in	33×33×0,8	13"×13" 0.32 in	-	-	Obs.1		Obs.1	
EN 14411: 2012 Anexo G Grupo Bia GL Porcelanato Vidrado \ Glazed Porcelain Stoneware Grès Cérame Émaillé \ Feinsteinzeug Glasiert											
		60×120×0,9 RTF	24"×47" RTF 0.35 in	60×120×0,9	24"×47" 0.35 in	-	-	598×1198	9	23.54×47.17 in	0.35 in
		58×118×0,9 RTF P	23"×46" RTF 0.35 in	58×118×0,9	23"×46" 0.35 in	-	-	580×1180	9	22.83×46.46 in	0.35 in
		20×120×0,9 RTF	8"×47" RTF 0.35 in	20×120×0,9	8"×47" 0.35 in	-	-	198×1198	9	7.80×47.17 in	0.35 in
		49×99×0,9 RTF	19"×39" RTF 0.35 in	49×99×0,9	19"×39" 0.35 in	-	-	493×987	9	19.41×38.86 in	0.35 in
		60×60×0,8 RTF	24"×24" RTF 0.32 in	60×60×0,8	24"×24" 0.32 in	-	-	598×598	8	23.54×23.54 in	0.32 in
		15×60×0,8 RTF	6"×24" RTF 0.32 in	15×60×0,8	6"×24" 0.32 in	-	-	148×598	8	18.90×18.90 in	0.32 in
		M 50×50×0,8	20"×20 0.32 in	-	-	50×50×0,8	20"×20" 0.32 in	Obs.1		Obs.1	
		M 45×45×0,8	18"×18" 0.32 in	-	-	45×45×0,8	18"×18" 0.32 in	Obs.1		Obs.1	
		M 30×30×0,8	12"×12" 0.32 in	-	-	30×30×0,8	12"×12" 0.32 in	Obs.1		Obs.1	
		M 30×30×0,7	12"×12" 0.28 in	-	-	30×30×0,7	12"×12" 0.28 in	Obs.1		Obs.1	
		M 20×20×0,8	8"×8" 0.32 in	-	-	20×20×0,8	8"×8" 0.32 in	Obs.1		Obs.1	
		M 20×20×0,6	8"×8" 0.24 in	-	-	20×20×0,6	8"×8" 0.24 in	Obs.1		Obs.1	
		M 10×30×0,8	4"×12" 0.32 in	-	-	10×30×0,8	4"×12" 0.32 in	Obs.1		Obs.1	
		M 10×30×0,7	4"×12" 0.28 in	-	-	10×30×0,7	4"×12" 0.28 in	Obs.1		Obs.1	
		M 7,5×15×0,8	3"×6" 0.32 in	-	-	7,5×15×0,8	3"×6" 0.32 in	Obs.1		Obs.1	
		20×120×0,9	8"×47" 0.35 in	20×120×0,9	8"×47" 0.35 in	-	-	Obs.1		Obs.1	
		60×60×0,8	24"×24" 0.32 in	60×60×0,8	24"×24" 0.32 in	-	-	Obs.1		Obs.1	
		30×60×0,8	12"×24" 0.32 in	30×60×0,8	12"×24" 0.32 in	-	-	Obs.1		Obs.1	
		33×33×0,8	13"×13" 0.32 in	33×33×0,8	13"×13" 0.32 in	-	-	Obs.1		Obs.1	
		7,5×25×1	3"×10" 0.39 in	7,5×25×1	3"×10" 0.39 in	-	-	Obs.1		Obs.1	
		7,5×25×0,8	3"×10" 0.32 in	7,5×25×0,8	3"×10" 0.32 in	-	-	Obs.1		Obs.1	
		7,5×25×0,7	3"×10" 0.28 in	7,5×25×0,7	3"×10" 0.28 in	-	-	Obs.1		Obs.1	
		15×15×0,7	6"×6" 0.28 in	15×15×0,7	6"×6" 0.28 in	-	-	Obs.1		Obs.1	

Formato Size		Dimensão Nominal (N) Nominal Size (N)				Dimensão de Fabrico (W) Work Size (W)							
		Formatos Não Modulares Non-Modular Sizes		Formatos Modulares Modular Sizes									
cm	in	cm	in	cm	in	mm		in					
							Espessura Thickness		Espessura Thickness				
EN 14411 : 2012 Anexo L Grupo BIII GL Azulejos de Pasta Branca Bicozedura \ Double Fired White Body Wall Tiles Faïences en Pâte Blanche Bi-Cuisson \ Weiss-Scherbige Zweibrand Steingutfliesen													
	30×90×1	12"×35"	0.39 in	30×90×1	12"×35"	0.39 in	-	-	298×898	10	11.73×35.35	0.39 in	
	M 25×75×0,9	10"×30"	0.35 in	-	-		25×75×0,9	10"×30"	0.35 in	247×747	9	9.72×29.40	0.35 in
	M 25×55×0,8	10"×22"	0.32 in	-	-		25×55×0,8	10"×22"	0.32 in	247×547	8	9.72×21.54	0.32 in
	M 25×45×0,8	10"×18"	0.32 in	-	-		25×45×0,8	10"×18"	0.32 in	247×447	8	9.72×17.60	0.32 in
	M 20×40×0,75	8"×16"	0.30 in	-	-		20×40×0,75	8"×16"	0.30 in	197×397	7,5	7.76×15.63	0.30 in
	M 20×20×0,75	8"×8"	0.30 in	-	-		20×20×0,75	8"×8"	0.30 in	197×197	7,5	7.76×7.76	0.30 in
	M 10×40×0,8	4"×16"	0.32 in	-	-		10×40×0,8	4"×16"	0.32 in	97×397	8	3.82×15.63	0.32 in
	M 10×30×0,8	4"×12"	0.32 in	-	-		10×30×0,8	4"×12"	0.32 in	97×297	8	3.82×11.69	0.32 in
	M 10×30×0,75	4"×12"	0.30 in	-	-		10×30×0,75	4"×12"	0.30 in	97×297	7,5	3.82×11.69	0.30 in
	M 15×15×0,7	6"×6"	0.28 in	-	-		15×15×0,7	6"×6"	0.28 in	147×147	7	5.79×5.79	0.28 in
	M 15×15×0,58	6"×6"	0.23 in	-	-		15×15×0,58	6"×6"	0.32 in	147×147	5,8	5.79×5.79	0.32 in
	7,5×25×0,9 Diamond	3"×10" Diamond	0.35 in	7,5×25×0,9	3"×10"	0.35 in	-	-	75×247	9	2.95×9.72	0.35 in	
	7,5×15×0,58	3"×6"	0.23 in	7,5×15×0,58	3"×6"	0.23 in	-	-	75×150	5,8	2.95×5.91	0.23 in	
	7,5×15×0,58 Diamond	3"×6" Diamond	0.23 in	7,5×15×0,58	3"×6"	0.23 in	-	-	75×150	5,8	2.95×5.91	0.23 in	

Obs.1




















EN 14411 : 2012 Anexo G Grupo Bia UGL  
Porcelânico Pasta Corada Decorado \ Colored body Porcelain Stoneware  
Grès cérame décoré coloré dans la masse \ Durchgefärbtes dekoriertes Feinsteinzeug

EN 14411 : 2012 Anexo G Grupo Bia GL  
Porcelanato Vidrado \ Glazed Porcelain Stoneware  
Grès Cérame Émaillé \ Feinsteinzeug Glasiert

Dada a grande retracção (7 a 8%) que sofre o material durante o processo de cozedura, a dimensão de fabrico (igual a calibre) é determinada no processo, durante a fase de escolha, e impressa em cada embalagem (p.e.: o M 20×20 cm pode ter calibres 196, 197 ou 198 mm).

Due to the high contraction (7 to 8%) of the material during the firing process, the production size (also designated as the caliber) is determined within the process, when the final selection is made. The size (caliber) is printed onto each box (e.g.: M 20×20 cm may have calibers of 196, 197 or 198 mm).



EN 14411:2012 Anexo G Grupo Bia UGL Porcelânico Pasta Corada Decorado \ Colored body Porcelain Stoneware \ Grès cérame décoré coloré dans la masse \ Durchgefärbtes dekoriertes Feinsteinzeug									
EN 14411:2012 Anexo G Grupo Bia GL Porcelanato Vidrado \ Glazed Porcelain Stoneware \ Grès Cérame Émaillé \ Feinsteinzeug Glasiert									
EN 14411:2012 Anexo K - Grupo BIII GL (EN 14411:2016 Anexo L) Azulejos de Pasta Branca Bicozedura \ Double Fired White Body Wall Tiles Faiences en Pâte Blanche Bi-Cuission \ Weiss-Scherbige Zweibrand Steingutffliesen									
Característica \ Characteristics Caractéristique \ Eigenschaft	Norma Standard Norme Norm	Alínea da Norma Standard Item Paragraphe de la norme Absatz der Norm	EN	CINCA	EN	CINCA	EN	CINCA	
 Qualidade de superfície (1) Surface quality (1) Qualité de la surface (1) Oberfläche (1)	EN ISO 10545-2	A.6	> 95%	> 95%	> 95%	> 95%	> 95%	> 95%	
 Dimensões Dimensions Dimensions Abmessungen	EN ISO 10545-2	A.1 to A.5	Ver Tabela See Table Voir Tableau Siehe Tabelle		Ver Tabela See Table Voir Tableau Siehe Tabelle		Ver Tabela See Table Voir Tableau Siehe Tabelle		
 Absorção de água (média) Water absorption (average) Absorption d'eau (moyenne) Wasseraufnahme (Durchschnitt)	EN ISO 10545-3	B1	Eb> 10%	18% ≤ Eb< 20%	Eb ≤ 0,5%	Eb ≤ 0,2%	Eb ≤ 5,0%	Eb ≤ 0,2%	
 Módulo de rutura (N/mm²) médio Modulus of rupture (N/mm²) average Module de rupture (N/mm²) moyenne Bruchmodul (N/mm²) Durchschnitt	EN ISO 10545-4	B2	> 12 N/mm²	≥ 13 N/mm²	> 35 N/mm²	≥ 38 N/mm²	> 35N/mm²	≥ 38N/mm²	
 Força de rutura (N) min. (2) Breaking strength (N) min. (2) Force de Rupture (N) min. (2) Bruchlast (N) min. (2)	EN ISO 10545-4	B.2 a)	≥ 7,5 mm	> 600 N	≥ 7,5 mm	≥ 660 N	> 1300 N	≥ 1430 N	> 1300
		B.2 b)	< 7,5 mm	> 200 N	< 7,5 mm	≥ 220 N			≥ 1430
 Resistência à abrasão profunda (UGL) (3) Resistance to deep abrasion (UGL) (3) Résistance à l'abrasion profonde (UGL) (3) Verschleissbeständigkeit (UGL) (3)	EN ISO 10545-6	B.4 a)	Não aplicável Not applicable Non applicable Nicht zutreffend		Não aplicável Not applicable Non applicable Nicht zutreffend		≤ 175 mm³	≤ 155 mm³	
 Resistência à abrasão superficial (UGL) (3) Resistance to surface abrasion (UGL) (3) Résistance à l'abrasion superficielle (UGL) (3) Oberflächenverschleissbeständigkeit (UGL) (3)	EN ISO 10545-7	B.4 b)	Não aplicável Not applicable Non applicable Nicht zutreffend		Classe de Abrasão Abrasion Class Classe d'Abrasion Abriebklasse	Ver Catálogo See Catalog Voir Catalogue Siehe Katalog	Classe de Abrasão Abrasion Class Classe d'Abrasion Abriebklasse		
 Coeficiente de dilatação térmica linear (K⁻¹) Linear thermal expansion coefficient (K⁻¹) Coefficient de dilatation thermique linéaire (K⁻¹) Linearer Wärmeausdehnungskoeffizient (K⁻¹)	EN ISO 10545-8	B.5	Valor declarado Declared value Valeur déclarée Angegebener Wert	6,0 - 8,0×10⁻⁴ K⁻¹	Valor declarado Declared value Valeur déclarée Angegebener Wert	6,0 - 7,0×10⁻⁴ K⁻¹	Valor declarado Declared value Valeur déclarée Angegebener Wert	6,0 - 7,0×10⁻⁴ K⁻¹	
 Resistência ao choque térmico Thermal shock resistance Résistance aux écarts de température Temperaturwechselbeständigkeit	EN ISO 10545-9	B.6	Requerida Required Exigée Gefordert	Conforme Conforms Conforme Entspricht	Requerida Required Exigée Gefordert	Conforme Conforms Conforme Entspricht	Requerida Required Exigée Gefordert	Conforme Conforms Conforme Entspricht	
 Resistência à fendilhagem Resistance au tressaillement Tensile strength Haarissfestigkeit	EN ISO 10545-11	B.7	Requerida Required Exigée Gefordert	Conforme Conforms Conforme Entspricht	Requerida Required Exigée Gefordert	Conforme Conforms Conforme Entspricht	Requerida Required Exigée Gefordert	Conforme Conforms Conforme Entspricht	
 Resistência ao gelo (4) Resistance au gel (4) Frost resistance (4) Frostbeständigkeit (4)	EN ISO 10545-12	B.8	Valor declarado Declared value Valeur déclarée Angegebener Wert	Não No Non Nein	Requerida Required Exigée Gefordert	Conforme Conforms Conforme Entspricht	Requerida Required Exigée Gefordert	Conforme Conforms Conforme Entspricht	
 Escorregamento (3) Slipperiness (3) Glissance (3) Rutschung (3)	DIN 51130 DIN 51097 CEN/TS 16165	B.9	Não aplicável Not applicable Non applicable Nicht zutreffend		Valor declarado Declared value Valeur déclarée Angegebener Wert	Ver Catálogo See Catalog Voir Catalogue Siehe Katalog	Valor declarado Declared value Valeur déclarée Angegebener Wert	Ver Catálogo See Catalog Voir Catalogue Siehe Katalog	
 Resistência da colagem – cimentos cola tipo C2 (5) Resistance du collage – ciment colle type C2 (5) Bond strength – cementitious adhesives type C2 (5) Klebebeständigkeit – Klebemörtel typ C2 (5)	EN 12004 4.1	B.10 a)	Valor declarado Declared value Valeur déclarée Angegebener Wert	> 1 N/mm²	Valor declarado Declared value Valeur déclarée Angegebener Wert	> 1 N/mm²	Valor declarado Declared value Valeur déclarée Angegebener Wert	> 1 N/mm²	
	EN 12004 4.2	B.10 b)	Valor declarado Declared value Valeur déclarée Angegebener Wert	> 1 N/mm²	Valor declarado Declared value Valeur déclarée Angegebener Wert	> 1 N/mm²	Valor declarado Declared value Valeur déclarée Angegebener Wert	> 1 N/mm²	
	EN 12004 4.3	B.10 c)	Valor declarado Declared value Valeur déclarée Angegebener Wert	> 2 N/mm²	Valor declarado Declared value Valeur déclarée Angegebener Wert	> 2 N/mm²	Valor declarado Declared value Valeur déclarée Angegebener Wert	> 2 N/mm²	
 Dilatação com a Humidade Moisture Expansion Dilatation à l'Humidité Ausdehnung bei Feuchtigkeit	EN ISO 10545-10	B.11	Valor declarado Declared value Valeur déclarée Angegebener Wert	< 0,06%	Valor declarado Declared value Valeur déclarée Angegebener Wert	< 0,06%	Valor declarado Declared value Valeur déclarée Angegebener Wert	< 0,06%	
 Pequenas Variações de Cor (6) Small Colour Differences (6) Faibles Variations de Couleur (6) Geringe Farbvariationen (6)	EN ISO 10545-16	GL B.12 a)	ΔEcmc<0,75	Conforme Conform Conforme Entspricht	ΔEcmc<0,75	Conforme Conform Conforme Entspricht	ΔEcmc<1,0	Conforme Conform Conforme Entspricht	
		UGL B.12 b)							
 Resistência ao impacto (coeficiente de restituição) (3) Impact resistance (restitution coefficient) (3) Résistance au choc (coefficient de restitution) (3) Impaktbeständigkeit (3)	EN ISO 10545-5	B.13	Não aplicável Not applicable Non applicable Nicht zutreffend		Valor declarado Declared value Valeur déclarée Angegebener Wert	> 0,55	Valor declarado Declared value Valeur déclarée Angegebener Wert	> 0,55	
 Reacção ao fogo (7) Reaction to fire (7) Réaction au feu (7) Reaktion auf Feuer (7)	CWT	B.14	Classe A1 Class A1 Classe A1 Klasse A1	Classe A1 Class A1 Classe A1 Klasse A1	Classe A1 Class A1 Classe A1 Klasse A1	Classe A1 / A1 <sub>fl</sub> Class A1 / A1 <sub>fl</sub> Classe A1 / A1 <sub>fl</sub> Klasse A1 / A1 <sub>fl</sub>	Classe A1 Class A1 Classe A1 Klasse A1	Classe A1 / A1 <sub>fl</sub> Class A1 / A1 <sub>fl</sub> Classe A1 / A1 <sub>fl</sub> Klasse A1 / A1 <sub>fl</sub>	
 Tactilidade Tactility Tactilité Tastgefühl	CEN/TS 15209	B.15	Não aplicável Not applicable Non applicable Nicht zutreffend		Declarar superfície Declare surface Déclarer surface Oberfläche angeben	NPD	Declarar superfície Declare surface Déclarer surface Oberfläche angeben	NPD	
 Resistência às manchas Stain resistance Résistance aux taches Fleckenbeständigkeit	EN ISO 10545-14	GL C.1 a)	Min. Classe 3 Min. Classe 3 Min. Klasse 3	Classe 5 Class 5 Klasse 5	Min. Classe 3 Min. Class 3 Min. Klasse 3	Classe 5 Class 5	Valor declarado Declared value Valeur déclarée Angegebener Wert	Min. Classe 3 Min. Class 3 Min. Klasse 3	
		UGL C.1 b)				Min. Classe 3 Min. Class 3			

EN 14411:2012 Anexo G Grupo Bia UGL Porcelânico Pasta Corada Decorado \ Colored body Porcelain Stoneware \ Grès cérame décoré coloré dans la masse \ Durchgefärbtes dekoriertes Feinsteinzeug									
EN 14411:2012 Anexo G Grupo Bia GL Porcelanato Vidrado \ Glazed Porcelain Stoneware \ Grès Cérame Émaillé \ Feinsteinzeug Glasiert									
EN 14411:2012 Anexo K - Grupo BIII GL (EN 14411:2016 Anexo L) Azulejos de Pasta Branca Bicozedura \ Double Fired White Body Wall Tiles Faiences en Pâte Blanche Bi-Cuission \ Weiss-Scherbige Zweibrand Steingutffliesen									
Característica \ Characteristics Caractéristique \ Eigenschaft	Norma Standard Norme Norm	Alínea da Norma Standard Item Paragraphe de la norme Absatz der Norm	EN	CINCA	EN	CINCA	EN	CINCA	
 Fracas concentrações de ácidos e bases Low acid and base concentrations Basses concentrations d'acides et de bases Niedrige Konzentrationen von Säuren und Laugen	EN ISO 10545-13	C.2 a)	Valor declarado Declared value Valeur déclarée Angegebener Wert	GLA	Valor declarado Declared value Valeur déclarée Angegebener Wert	GLA	Valor declarado Declared value Valeur déclarée Angegebener Wert	ULA	
		C.2 b)	Valor declarado Declared value Valeur déclarée Angegebener Wert	NPD	Valor declarado Declared value Valeur déclarée Angegebener Wert	NPD	Valor declarado Declared value Valeur déclarée Angegebener Wert	NPD	
		C.2 c)	Min. Class B Min. Class B Min. Classe B Min. Klasse B	GA	Min. Class B Min. Class B Min. Classe B Min. Klasse B	GA	Min. Class B Min. Class B Min. Classe B Min. Klasse B	UA	
 Libertação de cádmio e chumbo (9) Release of cadmium and lead (9) Dégagement de cadmium et plomb (9) Abgabe von Cadmium und Blei (9)	EN ISO 10545-15	C.3 a)	Valor declarado Declared value Valeur déclarée Angegebener Wert	Cádmio Cadmium ≤ 0,005 mg/dm²	Valor declarado Declared value Valeur déclarée Angegebener Wert	Cádmio Cadmium ≤ 0,005 mg/dm²	Não aplicável Not applicable Non applicable Nicht zutreffend		
		C.3 b)	Valor declarado Declared value Valeur déclarée Angegebener Wert	Chumbo Lead ≤ 0,05 mg/dm²		Chumbo Lead ≤ 0,05 mg/dm²			
 Libertação de Outras Substâncias Perigosas (9) (10) (11) (12) Release of Other Dangerous Substances (9) (10) (11) (12) Dégagement d'Autres Substances Dangereuses (9) (10) (11) (12) Abgabe von anderen gefährlichen Substanzen (9) (10) (11) (12)		C.3 c)	Se Relevante If Relevant Si Pertinent Falls Relevant	NPD	Valor declarado Declared value Valeur déclarée Angegebener Wert	NPD	Valor declarado Declared value Valeur déclarée Angegebener Wert	NPD	

NPD = Desempenho Não Determinado \ No Performance Declared \ Performance Non Déterminée \ Keine Leistung Festgelegt

Contactar a CINCA para mais informações \ Contact CINCA for more informations \ Contacter CINCA pour plus d'informations. \ Für weitere Informationen bitte CINCA kontaktieren.

**AVISO \ DISCLAIMER \ AVIS \ WARNING: Especificações sujeitas a alterações sem aviso prévio. A presente informação é fornecida sem qualquer garantia adicional de adequação a qualquer uso específico. Em nenhum caso a CINCA poderá ser responsabilizada por qualquer dano direto, indireto ou consequente decorrente de, ou de qualquer forma relacionado com, o uso dos seus produtos.** \ Specifications subject to change without further notice. This information is issued as is and without any further warranty of fitness for a particular purpose, under no circumstances shall CINCA be liable for any direct, indirect, or consequential damage whatsoever arising out of or in any way related to the use of their product. \ Spécifications soumises à modifications sans avis préalable. La présente information est fournie sans aucune garantie supplémentaire d'adaptation à n'importe quelle utilisation spécifique. En aucun cas CINCA ne pourra être responsable pour n'importe quel dégât direct, indirect, résultant ou lié à l'utilisation de ses produits. \ Angaben können ohne Bekanntgebung geändert werden. Diese Informationen werden ohne jede Gewährleistung der Eignung für einen bestimmten Zweck zur Verfügung gestellt. In keinem Fall darf CINCA haltbar gemacht werden für direkte, indirekte oder in jeglicher Form stehenden Zusammenhang mit Schäden oder Folgeschäden durch die Verwendung seiner Produkte.

(1) Percentagem de ladrilhos livres de defeito visual que possa afectar o aspecto duma área importante. Pequenas variações de cor em virtude do processo de cozedura, irregularidades intencionais de cor, manchas ou pontos coloridos podem ser característicos de um determinado produto e não são considerados como defeito. \ Percentage of tiles free from any visual defect that could impair the appearance of a major area of tiles. Slight color variations due to the firing process, intentional irregularities of colors, spots or colored dots could be characteristic of a given product and are not considered as a defect. \ Pourcentage de carreaux libres de défaut visuel qui puisse altérer l'aspect d'une surface importante. Faibles variations de couleurs dues au procédé de cuisson, irrégularités intentionnelles de couleur, tâches ou points colorés peuvent être considérés comme une caractéristique du produit et non un défaut. \ Prozentsatz der mangelfreien Fliesen, die die visuelle Erscheinung eines wichtigen Bereich beeinflussen können. Geringe Farbabweichungen aufgrund des Brennvorgangs, Unregelmäßigkeiten bei Intensität der Farben, Flecken oder Punkte können Eigenschaften eines bestimmten Produktes sein und werden nicht als Fehler anerkannt.

(2) A resistência à flexão varia de formato para formato. Os valores declarados são os valores mínimos para cada categoria de espessura. Para mais informações por favor contacte os serviços comerciais da CINCA. \ The breaking strength varies from size to size. The stated values are minimum values for each thickness category. For more informations please contact CINCA commercial services. \ La résistance à la flexion varie de format à format. Les valeurs déclarées sont les valeurs minimales pour chaque catégorie d'épaisseur. Pour plus d'informations, merci de contacter les services commerciaux de Cinca. \ Die Biegefestigkeit ist von Format zu Format unterschiedlich. Die angegebenen Werte sind die Mindestwerte je Stärkategorie. Für weitere Informationen wenden Sie sich bitte an die Vertriebsabteilung von CINCA.

(3) Apenas aplicável a pavimentos. \ Only applicable to floor tiles. \ Seulement applicable pour les carreaux de sol. \ Nur für Bodenfliesen anwendbar.

(4) Apenas aplicável a produtos destinados à aplicação no exterior. \ Only applicable to tiles intended to use on exterior areas. \ Seulement applicable pour les produits appliqués en extérieur. \ Nur für Produkte die für die Anwendung im Außenbereich geeignet sind.

(5) A determinação laboratorial da aderência dos ladrilhos cerâmicos aos cimentos-cola é de teor indicativo e apenas relevante em circunstâncias específicas, designadamente, segundo a norma harmonizada, "apenas quando o ladrinho for utilizado em paredes sujeitas a requisitos contra a queda de objetos em áreas transitáveis." Os valores obtidos e declarados resultam de ensaios em condições laboratoriais ideais e poderá não existir correlação entre a aderência declarada e o desempenho do cerâmico em uso, pois fatores como as técnicas de aplicação e tipos de suporte influenciam fortemente o desempenho final. \ The laboratorial determination regarding the adhesion of ceramic tiles to mortar/cement glue is merely indicative and relevant only under certain specific circumstances, namely, according to the harmonized standard, "only when the tile is used on walls subject to requisites against the fall of objects in trafficable areas.". The results obtained and declared are a result of tests carried out under ideal laboratorial conditions, and therefore a correlation between the declared adhesion results and the performance of the tile in use may not exist, since application techniques and the different types of support can strongly influence the final performance. \ L'adhérence du carrelage aux mortiers colles est à titre indicatif et exclusivement indispensable, notamment, selon la norme harmonisée «quand le carrelage est soumis aux exigences contre la chute d'objet dans des zones circulables». Les résultats obtenus et déclarés proviennent d'essais en laboratoire, donc il est possible qu'il n'existe aucune corrélation entre l'adhérence déclarée et la performance du carrelage, car la mise-en-œuvre et le type de support sont des facteurs qui influencent fortement la performance finale. \ Die laboratorische Bestimmung der Haftung der Keramikfliesen am Zementkleber ist nur als indikativ zu betrachten und nur in bestimmten Fällen relevant, insbesondere nach der harmonisierten Norm, „nur bei Anwendung der Fliesen an Wände, die die Anforderungen gegen herabfallende Gegenstände in begehb- oder befahrbaren Bereichen erfüllen.“ Die erhaltenen und angegebenen Werte, sind Resultate aus Labortests unter optimalen Laborbedingungen. Es kann daher nicht gewährleistet werden, das die angegebene Haftung, den tatsächlichen Ergebnissen vor Ort entspricht, da verschiedene Faktoren, wie z.B. die Verletechnik und die verschiedenen verwendeten Materialien, die tatsächliche Haftung erheblich beeinflussen.

(6) Apenas para cores lisas onde pequenas diferenças de cor sejam importantes na especificação. Para mais informações por favor contacte os serviços comerciais da CINCA. \ Only for plain color tiles where small colour differences are important in a specification. For more informations please contact CINCA commercial services. \ Seulement pour les teintes unies où les faibles différences de couleurs sont importantes dans la prescription. Pour plus d'informations, merci de contacter les services commerciaux de Cinca. \ Nur für Unifarben bei denen geringe Farbsunterschiede wichtig in der Spezifikation sind. Für weitere Informationen wenden Sie sich bitte an die Vertriebsabteilung von CINCA.

(7) Os ladrilhos cerâmicos, dado serem incombustíveis, são classificados na classe A1 "nenhuma contribuição para o fogo" e são considerados sem necessidade de teste (CWT) de acordo com a Decisão da Comissão 96/603/CE, como emendada. \ Given ceramic tiles are non combustible, they're classified in Class A1 "no contribution towards fire" and as such the CWT test is not required in accordance with the Decision of the Commission 96/603/CE, as amended. \ Les carreaux céramiques sont incombustibles et appartiennent donc à la classe A1 "aucune contribution à l'incendie", ils sont exemptés du test (CWT) in accord avec la Décision de la Commission 96/603/CE, comme amendée. \ Keramikfliesen sind nicht brennbar und werden daher als Material der Klasse A1 "nicht Brand fördernd" eingestuft. Sie unterliegen keiner Prüfungsnotwendigkeit (CWT), gemäß der überarbeiteten Entscheidung der Kommission 96/603/CE.

(8) O ensaio para altas concentrações de ácidos e bases é apenas aplicável a produtos que se destinem a ser usados em situações potencialmente corrosivas. Para mais informações por favor contacte os serviços comerciais da CINCA. \ The test for high concentration of acids and alkalis is only intended for ceramic tiles which are to be used in potentially corrosive conditions. For more informations please contact CINCA commercial services. \ Le test pour les hautes concentrations d'acides et de bases est seulement fait pour les produits destinés à être utilisés en situation potentiellement corrosive. Pour plus d'informations, merci de contacter les services commerciaux de Cinca. \ Die Prüfung gegen hohe Konzentrationen von Säuren und Laugen ist nur anwendbar für Produkte, die dafür gedacht sind in potenziell korrosiven Situationen verwendet zu werden. Für weitere Informationen wenden Sie sich bitte an die Vertriebsabteilung von CINCA.





(9) Apenas para ladrilhos cerâmicos que se destinem a ser usados em mesas de trabalho ou paredes em locais onde ocorra a preparação de alimentos e onde estes estejam em contacto direto com a superfície vidrada. Os valores apresentados são indicativos e podem ser alterados sem aviso prévio. Caso tenha intenção de utilizar os produtos nestas circunstâncias por favor contacte os serviços comerciais da CINCA. \ Only for glazed ceramic tiles when intended to use on worktops and/or wall surfaces where food preparation takes place and food may be in direct contact with the glazed surface of the tile. Please take note that these figures are subject to changes without further notice. Please contact CINCA commercial services if you intend any of the referred uses. \ Seulement valable pour les carreaux en céramique destinés à être utilisés comme plan de travail ou sur des murs situés dans des zones de préparation de produits alimentaires et où ceux-ci sont en contact direct avec la surface émaillée. Les valeurs présentées sont indicatives et elles peuvent être changées sans avis préalable. Dans le cas où vous avez l'intention d'utiliser les produits dans ces circonstances, merci de contacter les services commerciaux de CINCA. \ Nur für Keramikfliesen, die dafür bestimmt sind, auf Arbeitsflächen oder Wänden benutzt zu werden, in Räumen in denen Lebensmittel verarbeitet werden und diese in direktem Kontakt zur Glasierung kommen. Es handelt sich hierbei um Richtwerte, die ohne Vorankündigung geändert werden können. Wenn Sie die Produkte für diese Verwendung benutzen möchten, kontaktieren Sie bitte zunächst die Vertriebsabteilung von CINCA.













(10) Apenas serão realizados ensaios quando relevante considerando regulamentos europeus ou leis, regulamentos ou providões administrativas. Os ensaios relevantes serão executados a pedido do cliente após a análise das leis ou regulamentos localmente aplicáveis. Para mais informações por favor contacte os serviços comerciais da CINCA. \ Only tested when relevant considering european regulations or national laws, regulations or administrative provisions. The relevant tests could be conducted by request from customers after analysis of the local applicable laws and regulations. Please contact CINCA commercial services for more information. \ Les tests seront seulement réalisés s'ils s'avèrent pertinents face aux réglementations européennes ou face aux lois, règlements et dispositions administratives. Les tests seront alors exécutés sur demande du client après l'analyse des lois ou des règlements applicables localement. Pour plus d'informations, merci de contacter les services commerciaux de Cinca. \ Prüfungen werden nur durchgeführt falls notwendig, und unter Beachtung der europäischen Vorschriften oder Gesetze, Verordnungen oder Verwaltungsvorschriften. Die entsprechenden Prüfungen werden auf Kundenwunsch, nach Beachtung der örtlich geltenden Gesetze oder Vorschriften durchgeführt. Für weitere Informationen kontaktieren Sie bitte die Vertriebsabteilung von CINCA.

(11) Ao abrigo do Regulamento (CE) N.º 1907/2006 do Parlamento Europeu e do Conselho de 18 de Dezembro de 2006 (REACH), artigo 3º, n.º 3 os pavimentos e revestimentos cerâmicos são considerados artigos, não se prevendo a libertação de quaisquer substâncias em condições de utilização normais ou razoavelmente previsíveis, razão pela qual não é necessária qualquer ficha de segurança para a sua colocação, transporte ou utilização. \ Under Regulation (EC) No. 1907/2006 of the European Parliament and of the Council of 18th of December 2006 (REACH), article 3, number 3, floor and wall tiles are considered articles and are not expected to release any substances when used in normal and reasonably predicted conditions, reason why any safety data sheet for its fixing, transport or use in the market, is not necessary. \ Sous la Réglementation (CE) N° 1907/2006 du Parlement Européen et du Conseil du 18 Décembre 2006 (REACH), article 3°, paragraphe 3, les sols et revêtements céramiques sont considérés comme des articles dont la libération de quelconques substances en conditions d'utilisation normales ou raisonnablement prévisibles n'est pas prévue, raison pour laquelle aucune fiche de données de sécurité pour son application n'est nécessaire. \ Gemäß der Verordnung (EG) Nr. 1907/2006 des Europäischen Parlamentes und des Rates vom 18. Dezember 2006 (REACH), Artikel 3, Nr. 3, sind keramische Wand- und Bodenfliesen als Artikel eingestuft, die bei normaler Verwendung keinerlei Stoffe absondern und deshalb keinerlei Sicherheitsdatenblatt benötigen, um auf den Markt gebracht, transportiert oder verwendet zu werden.

(12) Os pavimentos e revestimentos cerâmicos não se encontram classificados como substâncias perigosas de acordo com o Regulamento (CE) N.º 1272/2008 do Parlamento Europeu e do Conselho de 16 de Dezembro de 2008. \ Wall and floor tiles are not classified as hazardous according to the Regulation (EC) No. 1272/2008 of the European Parliament and of the Council of 16th of December 2008. \ Les sols et revêtements céramiques ne sont pas considérés comme des substances dangereuses selon la Réglementation (CE) N° 1272/2008 du Parlement Européen et du Conseil du 16 Décembre 2008. \ Die keramischen Wand- und Bodenfliesen sind nicht als gefährliche Stoffe klassifiziert, gemäß der Verordnung (EG) Nr. 1272/2008 des Europäischen Parlamentes und des Rates vom 16. Dezember 2008.



ANSI A137.1:2021 Pressed Porcelain Floor Tile Class P1 - Impervious - w.a. ≤ 0.5%									
ANSI A137.1:2021 Glazed Wall Tile Class P4 - Non-Vitreous - 7.0% < w.a. ≤ 20.0%									
Characteristics	Test Method	Minimum	Maximum	Obs.	CINCA Results	Minimum	Maximum	Obs.	CINCA Results
RECTIFIED TILES (Nominal Size < 6 in [15 cm])									
	Nominal Size	ASTM C499	-2.00%	+2.00%	-	±2.00% (Max. ±3 mm)	-3.00%	+2.00%	±2.00% (Max. ±3 mm)
	Caliber Range	ASTM C499	-0.015 in (-0.4 mm)	+0.015 in (+0.4 mm)	-	Max. ±0.4 mm	-0.015 in (-0.4 mm)	+0.015 in (+0.4 mm)	Max. ±0.4 mm
	Warpage Edge	ASTM C485	-0.018 in (-0.5 mm)	+0.024 in (+0.6 mm)	-	Max. -0.4/+0.6 mm	-0.024 in (-0.6 mm)	+0.024 in (+0.6 mm)	Max. ±0.6 mm
	Warpage Diagonal	ASTM C485	-0.018 in (-0.5 mm)	+0.024 in (+0.6 mm)	-	Max. -0.4/+0.6 mm	-0.024 in (-0.6 mm)	+0.024 in (+0.6 mm)	Max. ±0.6 mm
	Wedging	ASTM C502	-0.015 in (-0.4 mm)	+0.015 in (+0.4 mm)	-	Max. -0.4/+0.6 mm	-0.015 in (-0.4 mm)	+0.015 in (+0.4 mm)	Max. ±0.4 mm
RECTIFIED TILES (Nominal Size ≥ 6 in [15 cm])									
	Nominal Size	ASTM C499	-2.00%	+2.00%	-	±2.00% (Max. ±5 mm)	-3.00%	+2.00%	±2.00% (Max. 5 mm)
	Caliber Range	ASTM C499	-0.25% or -0.03 in (-0.8 mm)	+0.25% or +0.03 in (+0.8 mm)	1	±0.25%	-0.25% or -0.03 in (-0.8 mm)	+0.25% or +0.03 in (+0.8 mm)	±0.25% (Max. ±0.8 mm)
	Warpage Edge	ASTM C485	-0.30% or -0.04 in (-1.0 mm)	+0.40% or +0.05 in (+1.3 mm)	1	-0.20%/+0.40%	*-0.40% or -0.05 in (-1.3 mm*) or (-1.8 mm**)	*+0.40% or +0.05 in (+1.3 mm*) or (+1.8 mm**)	±0.40% (Max. ±1.3 mm)
	Warpage Diagonal	ASTM C485	-0.30% or -0.05 in (-1.3 mm)	+0.40% or +0.07 in (+1.8 mm)	1	-0.20%/+0.40%	-0.40% or -0.07 in (-1.8 mm)	+0.40% or +0.07 in (+1.8 mm)	±0.40% (Max. ±1.3 mm)
	Wedging	ASTM C502	-0.25% or -0.03 in (-0.8 mm)	+0.25% or +0.03 in (+0.8 mm)	1	±0.40%	-0.25% or -0.03 in (-0.8 mm)	+0.25% or +0.03 in (+0.8 mm)	±0.25% (Max. ±0.8 mm)
CALIBRATED TILES (Nominal Size < 6 in [15 cm])									
	Nominal Size	ASTM C499	-2.00%	2.00%	-	±2.00% (Max. ±3 mm)	-3.00%	+3.00%	±2.00% (Max. ±3 mm)
	Caliber Range	ASTM C499	-0.018 in (-0.5 mm)	+0.018 in (+0.5 mm)	-	Max. ±0.5 mm	-0.03 in (-0.8 mm)	+0.03 in (+0.8 mm)	Max. ±0.7 mm
	Warpage Edge	ASTM C485	-0.018 in (-0.5 mm)	+0.024 in (+0.6 mm)	-	Max. -0.4/+0.6 mm	-0.03 in (-0.8 mm)	+0.03 in (+0.8 mm)	Max. ±0.6 mm
	Warpage Diagonal	ASTM C485	-0.018 in (-0.5 mm)	+0.024 in (+0.6 mm)	-	Max. -0.4/+0.6 mm	-0.03 in (-0.8 mm)	+0.03 in (+0.8 mm)	Max. ±0.6 mm
	Wedging	ASTM C502	-0.024 in (-0.6 mm)	+0.024 in (+0.6 mm)	-	Max. -0.4/+0.6 mm	-0.03 in (-0.8 mm)	+0.03 in (+0.8 mm)	Max. ±0.6 mm
CALIBRATED TILES (Nominal Size ≥ 6 in [15 cm])									
	Nominal Size	ASTM C499	-2.00%	+2.00%	-	±2.00% (Max. ±5 mm)	-3.00%	+3.00%	±2.00% (Max. ±5 mm)
	Caliber Range	ASTM C499	-0.30% or -0.04 in (-1.0 mm)	+0.30% or +0.04 in (+1.0 mm)	1	±0.30%	-0.50% or -0.08 in (-2.0 mm)	+0.50% or +0.08 in (+2.0 mm)	±0.50% (Max. ±1.5 mm)
	Warpage Edge	ASTM C485	-0.30% or -0.04 in (-1.0 mm)	+0.40% or +0.05 in (+1.3 mm)	1	-0.20%/+0.40%	-0.50% or -0.07 in (-1.8 mm)	+0.50% or +0.07 in (+1.8 mm)	±0.40% (Max. ±1.5 mm)
	Warpage Diagonal	ASTM C485	-0.30% or -0.05 in (-1.3 mm)	+0.40% or +0.07 in (+1.8 mm)	1	-0.20%/+0.40%	-0.50% or -0.07 in (-1.8 mm)	+0.50% or +0.07 in (+1.8 mm)	±0.40% (Max. ±1.5 mm)
	Wedging	ASTM C502	-0.40% or -0.05 in (-1.3 mm)	+0.40% or +0.05 in (+1.3 mm)	1	±0.40%	-0.50% or -0.08 in (-2.0 mm)	+0.50% or +0.08 in (+2.0 mm)	±0.40% (Max. ±1.5 mm)

ANSI A137.1:2021 Pressed Porcelain Floor Tile Class P1 - Impervious - w.a. ≤ 0.5%									
ANSI A137.1:2021 Glazed Wall Tile Class P4 - Non-Vitreous - 7.0% < w.a. ≤ 20.0%									
Characteristics	Test Method	Minimum	Maximum	Obs.	CINCA Results	Minimum	Maximum	Obs.	CINCA Results
ALL TILES									
	Thickness	ASTM C499	N/A	Range: 0.031 in (0.79 mm)	3	± 5%	N/A	Range: 0.040 in (1.02 mm)	4 ±5% (Max. ±0.5 mm)
	Visible Abrasion Resistance (Only GL Tiles)	ASTM C1027	-	-	-	-	As Reported	As Reported	2 See Catalog
	Bond Strength	ASTM C482	≥ 50 psi (0.34 Mpa)	-	-	Conforms	≥ 50 psi (0.34 Mpa)	-	- Conforms
	Water Absorption	ASTM C373	P4	P4	-	18.0% < w.a. ≤ 20.0%	0.00%	0.50%	- P1 (up to 0.5%)
	Color Uniformity	ASTM C609	n.a.	V0 - 3 Judds	2	V0	n.a.	V0 - 3 Judds	3 n.a.
	Crazing Resistance	ASTM C424	Pass	-	-	Resists	Pass	-	2 Resists
	Thermal Shock	ASTM C484	Pass	-	-	Resists	Pass	-	2 Resists
	Chemical Resistance	ASTM C650	As Reported	As Reported	-	GA, GLA	As Reported	As Reported	- UGL: UA, ULA GL: GA, GLA
	DCOF	Section 9.6	-	-	-	-	0.42	-	6 Conforms
	Stain Resistance	ASTM C1378	As Reported	As Reported	-	Class 5	As Reported	As Reported	- Class 5
	Breaking Strength	ASTM C648	Average ≥ 125 lbf (0.56 kN)	Indiv. ≥ 100 lbf (0.44 kN)	-	≥ 0.50 kN	Average ≥ 250 lbf (1.11 kN)	Indiv. ≥ 225 lbf (1.00 kN)	- ≥ 1.40 kN
	Resistance to Freeze / Thaw Cycling	ASTM C1026	As Reported	As Reported	4	Non Resistant	As Reported	As Reported	5 Resists

n.a. Not Applicable.  
n.p.d. No Performance Declared.  
GL Glazed Tiles.  
UGL Unglazed Tiles.








(1) Whichever is less.  
(2) Glazed Tile Only.  
(3) Class V0 Tile Only.  
(4) May not apply to textured surfaces or tiles with uneven back patterns.  
(5) When installation subject to freeze / thaw conditions.  
(6) For level interior spaces expected to be walked upon when wet.






\* Whichever is less for tiles up to 24" x 24" (610 mm x 610 mm)

\*\* Applies to tiles larger than 24" x 24" (610 mm x 610 mm)




DISCLAIMER: Specifications subject to change without further notice. This information is issued as is and without any further warranty of fitness for a particular purpose, so in no event shall cinca be liable for any direct, indirect, or consequential damage whatsoever arising out of or in any way related to the use of their product.








Formato Size		Caixa Box 			Palete Pallet 					
		Peças Tiles Tiles	m² / m ft² / ft	kg lb	Caixa / Palete Box / Pallet Box / Pallet	m² ft²	Net. kg Net. lb	Brut. kg Brut. lb	 cm in	
Pavimento Floor Tiles 										
	120×120 RTF	9 mm	2	2,8800 m²	60,06	16	46,0800	961	986	143×123×55
	47" × 47"	0.35 in	2	31.00 ft²	132.41	16	496.00	2,119	2,174	56"×48"×22"
	60×120 RTF	9 mm	2	1,4400 m²	27,67	33	47,5200	913	938	120×80×75
	24" × 47"	0.35 in	2	15.50 ft²	61.00	33	511.50	2,013	2,068	47"×31"×30"
	58×118 RTF	9 mm	2	1,3688 m²	26,30	33	45,1704	868	893	120×80×73
	23" × 46"	0.35 in	2	14.73 ft²	57.99	33	486.21	1,914	1,969	47"×31"×29
	60×60 RTF	8 mm	4	1,4400 m²	25,92	32	46,0800	829	854	120×80×74
	24" × 24"	0.32 in	4	15.50 ft²	57.14	32	496.00	1,829	1,884	47"×31"×29"
	30×60 RTF	8 mm	7	1,2600 m²	22,30	40	50,4000	892	917	120×80×75
	12" × 24"	0.32 in	7	13.56 ft²	49.16	40	542.50	1.967	2.022	47"×31"×30"
	33×33 (Mosaico Mosaic - 36)	9 mm	9	0,9801 m²	18,54					
	13" × 13" (Mosaic 36)	0.35 in	9	10.55 ft²	40.87					
	29×29 (Mosaico Inclinado Inclined Mosaic - 16)	9 mm	9	0,7569 m²	14,40					
	11" × 11" (Inclined Mosaic 16)	0.35 in	9	8.15 ft²	31.75					
	30×60 (Mosaico Mureto Mosaic Mureto - 12)	9 mm	6	1,0764m²	22,80					
	12" × 24" (Mosaic Mureto 12)	0.35 in	6	11.60 ft²	50.27					
	33×33 (Mosaico Mosaic - 36)	8 mm	9	0,9801 m²	16,60					
	13" × 13" (Mosaic 36)	0.32 in	9	10.55 ft²	36.60					
	24×49 (Mosaico Mureto Mosaic Mureto - 16)	8 mm	7	0,8232 m²	16,36					
	9" × 19" (Mosaic Mureto 16)	0.32 in	7	8.86 ft²	36.06					
	29×29 (Mosaico Picket Mosaic Picket)	8 mm	9	0,6714m²	11,70					
	11" × 11" (Mosaic Picket)	0.32 in	9	7.23 ft²	25.79					
	29×29 (Mosaico Metrics Mosaic Metrics)	8 mm	9	0,7668m²	12,13					
	11" × 11" (Mosaic Metrics)	0.32 in	9	8.25 ft²	26.74					
	27×29 (Mosaico Peacock Mosaic Peacock)	8 mm	11	0,4642m²	7,90					
	11" × 11" (Mosaic Peacock)	0.32 in	11	5.00 ft²	17.42					
	30×120 RTF PDL	9 mm	2	0,8160 m²	13,45					
	12" × 47" RTF PDL	0.35 in	2	8.78 ft²	29.65					
	30×118 RTF PDL P	9 mm	2	0,8030 m²	13,24					
	12" × 46" RTF PDL P	0.35 in	2	8.64 ft²	29.19					
	30×60 RTF PDL	8 mm	2	0,4080 m²	7,10					
	12" × 24" RTF PDL	0.32 in	2	4.39ft²	15.65					
	8×120 RTF ROD	9 mm	10	12,0000 m	18,02					
	12" × 47" RTF ROD	0.35 in	10	39.37 ft	39,73					
	8×118 RTF ROD P	9 mm	10	11,8000 m	17,80					
	12" × 46" RTF ROD P	0.35 in	10	38.71 ft	39,24					
	8×60 RTF ROD	8 mm	22	13,2000 m	19,61					
	3.15" × 24" RTF ROD	0.32 in	22	43.31 ft	43.23					
	20×120 RTF	9 mm	6	1,4400 m²	26,40	36	51,8400	950	975	120×80×77
	8" × 47" RTF	0.35 in	6	15.50 ft²	58.20	36	558,00	2.095	2.150	47"×31"×30"
	20×120 RTF PDL	9 mm	2	0,4800 m²	11,08					
	8" × 47" RTF PDL	0.35 in	2	5.17 ft²	24,44					
	8×120 RTF ROD	9 mm	10	12,00 m	18,02					
	12" × 47" RTF ROD	0.35 in	10	39.37 ft	39,72					
	49×99 RTF	9 mm	3	1,4553 m²	27,04	32	46,5696	865	890	120×100×64
	19" × 39" RTF	0.35 in	3	15.66 ft²	59.61	32	501.27	1,908	1,963	47"×39"×25"
	24,5×99 RTF	9 mm	5	1,2128 m²	22,50	42	50,9376	945	970	120×100×62
	10" × 39" RTF	0.35 in	5	13.05 ft²	49.60	42	548.29	2,083	2,138	47"×39"×24"



Formato Size		Caixa Box 			Palete Pallet 					
		Peças Tiles Tiles	m² / m ft² / ft	kg lb	Caixa / Palete Box / Pallet Box / Pallet	m² ft²	Net. kg Net. lb	Brut. kg Brut. lb	 cm in	
Pavimento Floor Tiles 										
	16×99 RTF	9 mm	7	1,1088 m²	20,48	48	53,2224	983	1.008	120×100×63
	6"×39" RTF	0.35 in	6	11.94 ft²	45.15	48	572.88	2,167	2,222	47"×39"×25"
	49×49 RTF	9 mm	5	1,2005 m²	22,51	40	48,0200	900	925	120×100×64
	19"×19" RTF	0.35 in	5	12.92 ft²	49.63	40	516.88	1,985	2,040	47"×39"×25"
	33×33 (Mosaico Mosaic · 36)	9 mm	9	0,9801 m²	18,54					
	13"×13" (Mosaic 36)	0.35 in	9	10.55 ft²	40.87					
	30×30 (Mosaico Espinha Spine Mosaic · 11)	9 mm	4	0,3600 m²	7,36					
	13"×13" (Spine Mosaic 11)	0.35 in	4	3.88 ft²	16.23					
	26×30 (Mosaico Mosaic · Hexagonal · 9)	9 mm	9	0,5382 m²	10,13					
	10"×12" (Mosaic HEX 9)	0.35 in	9	5.79 ft²	22.32					
	24×49 (Mosaico Mosaic · Mureto · 16)	9 mm	7	0,8232 m²	16,23					
	9"×19" (Mosaic Mureto 16)	0.35 in	7	8.86 ft²	35.78					
	8×99 RTF ROD	9 mm	14	13,8600 m	21,48					
	3.15"×39" RTF ROD	0.35 in	14	45.47 ft	47.35					
	8×49 RTF ROD	9 mm	26	12,7400 m	19,90					
	3.15"×19" RTF ROD	0.35 in	26	137.13 ft	43.87					
	33×49 RTF ESC	9 mm	6	2,9400 m	20,41					
	13"×19" RTF ESC	0.35 in	6	9.65 ft	45.00					
	20×120	9 mm	6	1,4400 m²	27,02	36	51,8400	973	998	120×80×78
	8"×47"	0.35 in	6	15,50 ft²	59.57	36	558.00	2,144	2,200	47"×32"×31"
33×33 (Mosaico Mosaic · 36)	9 mm	9	0,9801 m²	18,54						
13"×13" (Mosaic 36)	0.35 in	9	10.55 ft²	40.87						
20×120 PDL (Peça Degrau Linear Steap Tread)	9 mm	2	0,4800 m²	11,08						
8"×47" (Steap Tread)	0.35 in	2	5.17 ft²	24.44						
8×120 ROD	9 mm	10	12,0000 m	18,02						
3.15"×47" ROD	0.35 in	10	39.37 ft	49.72						
60×60	8 mm	4	1,4400 m²	24,94	32	46,0800	798	823	120×80×74	
24"×24"	0.32 in	4	15.50 ft²	54.98	32	496.00	1,759	1,815	47"×31"×29"	
60×60 (Traditional · Floral · Geométrico)	8 mm	4	1,4400 m²	24,94	32	46,0800	758	823	120×80×74	
24"×24" (Traditional · Floral · Geométrico)	0.32 in	4	15.50 ft²	54.98	32	496.00	1,759	1,815	47"×31"×29"	
30×60	8 mm	7	1,2600 m²	21,79	40	50,4000	872	897	120×80×75	
12"×24"	0.32 in	7	13.56 ft²	48.04	40	542.50	1,992	1,977	47"×31"×30"	
32,5×60 (Mosaico Mosaic · Mureto)	8 mm	6	1,3380 m²	24,10						
13"×24" (Mosaic Mureto)	0.32 in	6	14.40 ft²	53.13						
33×33 (Mosaico Mosaic · 36)	8 mm	9	0,9801 m²	16,60						
13"×13" (Mosaic 36)	0.32 in	9	10.55 ft²	36.60						
33×30 (Mosaico Mosaic · HEX Regular)	8 mm	9	0,8140 m²	12,50						
13"×12" (Mosaic HEX Regular)	0.32 in	9	8.76 ft²	27.56						
30×30 (Mosaico Mosaic · Irregular)	8 mm	10	0,9000 m²	16,00						
12"×12" (Mosaic Irregular)	0.32 in	10	9.69 ft²	35.27						
29×29 (Mosaico Inclinado Inclined Mosaic · 16)	8 mm	9	0,7569 m²	13,95						
11"×11" (Inclined Mosaic 16)	0.32 in	9	8.15 ft²	30.75						
22×29 (Mosaico Flecha Arrow Mosaic · 12)	8 mm	11	0,7018 m²	13,00						
9"×11" (Arrow Mosaic 12)	0.32 in	11	7.55 ft²	28.66						
27×30 (Mosaico Bloco Mosaic Block · 12)	8 mm	9	0,7290 m²	11,20						
11"×12" (Mosaic Block 12)	0.32 in	9	7.85 ft²	24.69						
24×49 (Mosaico Mosaic · Mureto 16)	8 mm	7	0,8232 m²	13,90						
9"×19" (Mosaic Mureto 16)	0.32 in	7	8.86 ft²	30.64						






Formato Size	Caixa Box 			Paleta Pallet 				
	Peças Tiles	m² / m	kg	Caixa / Paleta Box / Pallet	m²	Net. kg	Brut. kg	cm
	Tiles	ft² / ft	lb	Box / Pallet	ft²	Net. lb	Brut. lb	in
<b>Pavimento</b> Floor Tiles 								
29×29 (Mosaico Picket Mosaic Picket)	8 mm	9	0,6714m²	11,70				
11"×11" (Mosaic Picket)	0.32 in	9	7.23 ft²	25.79				
29×29 (Mosaico Metrics Mosaic Metrics)	8 mm	9	0,7668m²	12,13				
11"×11" (Mosaic Metrics)	0.32 in	9	8.25 ft²	26.74				
27×29 (Mosaico Peacock Mosaic Peacock)	8 mm	11	0,4642m²	7,90				
11"×11" (Mosaic Peacock)	0.32 in	11	5.00 ft²	17.42				
30×60 PDL cm (Peça Degrau Linear Steap Tread)	8 mm	2	0,4080 m²	7,10				
12"×24" (Steap Tread)	0.32 in	2	4.39 ft²	15.65				
M10×30 Rodapé	8 mm	42	12,6000 m	23,00				
4"×12" Bullnose	0.32 in	42	41.34 ft	50.71				
8×60 ROD	8 mm	22	13,2000 m	19,265				
3.15"×24" ROD	0.32 in	22	43.31 ft	43.23				
8×30 ROD	8 mm	36	10,8000 m	16,20				
3.15"×12" ROD	0.32 in	38	35.43 ft	35.71				
33×33	8 mm	12	1,3333 m²	23,54	50	66,6650	1.177	1.202
13"×13"	0.32 in	12	14.35 ft²	51.90	50	717.58	2,595	2,650
7,5×25 (Brick Road)	10 mm	44	0,8250 m²	17,89	72	59,4000	1.288	1.313
3"×10" (Brick Road)	0.39 in	44	8.88 ft²	39.44	72	639.38	2,840	2,895
7,5×25 (French Quarter - Tuscania)	8 mm	54	1,0125 m²	17,22	72	72,9000	1.240	1.265
3"×10" (French Quarter - Tuscania)	0.32 in	54	10.90 ft²	37.96	72	784.69	2,733	2,788
15×15	7 mm	36	0,8100 m²	11,95	80	64,8000	956	981
6"×6"	0.28 in	36	8.72 ft²	26,35	80	697.50	2,108	2,163
M50×50	8 mm	5	1,2500 m²	21,65	44	55,0000	953	978
20"×20"	0.32 in	5	13.45 ft²	47.73	44	592.02	2,100	2,155
33×33 (Mosaico Mosaic - 36 & 64)	8 mm	9	0,9801m²	16,60				
13"×13" (Mosaic 36 & 64)	0.32 in	9	10.55 ft²	36.60				
50×50 ESC	8 mm	5	2,50 m	21,65				
20"×20" ESC	0.32 in	4	6.56 ft	38.18				
8×50 ROD	8mm	30	15 m	20,78				
3.15"×20" ROD	0.32in	30	49.21 ft	45.82				
M 45×45	8 mm	6	1,2150 m²	20,64	34	41,3100	702	727
18"×18"	0.32 in	6	13.08 ft²	45.50	34	444.66	1,547	1,602
M 45×45 (Art Deco)	8 mm	6	1,2150 m²	20,64				
18"×18"	0.32 in	6	13.08 ft²	45.50				
30×30 (Mosaico Mosaic - Irregular)	8 mm	10	0,90 m²	16,00				
12"×12" (Mosaic Irregular)	0.32 in	10	9.69 ft²	35.27				
8×45 ROD	8 mm	21	9,45 m	13,00				
3.15"×18" ROD	0.32 in	21	31.00ft	28.66				
M 30×30	8 mm	14	1,2600 m²	22,80	46	57,9600	1.049	1.074
12"×12"	0.32 in	14	13.56 ft²	50.27	46	623.88	2,312	2,367
M 10×30	8 mm	42	1,2600 m²	20,93	48	60,4800	1.005	1.030
4"×12"	0.32 in	42	13.56 ft²	46.14	48	651.00	2,215	2,270
M20×20 (Heritage)	8 mm	19	0,7600 m²	12,87	84	63,8400	1.081	1.106
8"×8" (Heritage)	0.32 in	19	8.18 ft²	28.37	84	687.17	2,383	2,438

Formato Size	Caixa Box 			Paleta Pallet 				
	Peças Tiles	m² / m	kg	Caixa / Paleta Box / Pallet	m²	Net. kg	Brut. kg	cm
	Tiles	ft² / ft	lb	Box / Pallet	ft²	Net. lb	Brut. lb	in
<b>Revestimento</b> Wall Tiles 								
	30×90 RTF	10 mm	4	1,0800 m²	19,25	48	51,8400	924
	12"×35" RTF	0.39 in	4	11.63 ft²	42.44	48	558.00	2,037
	30×90 RTF STR (Estruturado / Structure)	10 mm	4	1,0800 m²	19,25			
	12"×35" RTF STR (Structure)	0.39 in	4	11.63 ft²	42.44			
	29×40 (Mosaico Mosaic - Mureto 15)	10 mm	4	0,464 m²	7,90			
	11"×16" (Mosaic Mureto 15)	0.39 in	4	4.99 ft²	17.42			
	33×33 (Mosaico 121 Mosaic 121)	10 mm	8	0,8712 m²	10,728			
	13"×13" (Mosaic 121)	0.39 in	8	9.38 ft²	23.65			
	22×29 (Mosaico Flecha Mosaic Arrow - 12)	10 mm	8	0,5104 m²	9,85			
	9"×11" (Mosaic Arrow 12)	0.39 in	8	5.49 ft²	21.72			
	8×30 Rodapé	10 mm	10	3,00 m	4,71			
	3.15"×12" Bullnose	0.39 in	10	9.84 ft	10.38			
	15×60 RTF (Art Stone, Stonecraft)	8 mm	14	1,2600m²	22,30	50	63,0000	1.115
	6"×24" RTF (Art Stone, Stonecraft)	0.32 in	14	13.56 ft²	49.16	50	678.13	2,458
	15×30 RTF AE (Ângulo Externo External Angle)	8 mm	6	0,27 m²	4,80			
	6"×12" RTF AE (External Angle)	0.32 in	6	2.90 ft²	10.58			
	15×30 RTF AI (Ângulo Interno Internal Angle)	8 mm	6	0,186 m²	4,80			
	6"×12" RTF AI (Internal Angle)	0.32 in	6	2.00 ft²	10.58			
	30×60 (Art Stone, Stonecraft)	8 mm	7	1,2600m²	21,79	40	50,4000	872
	12"×24" (Art Stone, Stonecraft)	0.32 in	7	13.56 ft²	48.04	40	542.50	1,922
	15×15 (Splash)	7 mm	36	0,8100 m²	11,95	80	64,8000	956
	6"×6" (Splash)	0.28 in	36	8.72 ft²	26.35	80	697.50	2,108
	7,5×15 (Tiffany)	5,8 mm	54	0,6075 m²	6,60	130	78,9750	858
	3"×6"	0.23 in	54	6.54 ft²	14.55	130	850.08	1,892
	7,5×15 (Tiffany - Diamond)	5,8 mm	44	0,4950 m²	6,30	130	64,3500	819
	3"×6"	0.23 in	44	5.33 ft²	13.89	130	692.66	1,806
	7,5×15 B1G (Bullnose)	5,8 mm	54	8,10 m	6,60			
	3"×6" B1G (Bullnose)	0.23 in	54	26.57 ft	14.55			
	7,5×15 B1P (Bullnose)	5,8 mm	54	8,10 m	6,60			
	3"×6" B1G (Bullnose)	0.23 in	54	26.57 ft	14.55			
	7,5×25 (Lux - Manhattan - Infinity)	7 mm	60	1,1250 m²	16,30	72	81,0000	1.174
	3"×10" (Lux - Manhattan - Infinity)	0.28 in	60	12.11 ft²	35.94	72	871.88	2,587
	M25×75	9 mm	7	1,3125 m²	21,00	42	55,1250	882
	10"×30"	0.35 in	7	14.13 ft²	46.30	42	593.36	1,944
	M25×75 (INS)	9 mm	4	0,75 m²	12,00			
	10"×30" (INS)	0.35 in	4	8.07 ft²	26.46			
	M25×75	9 mm	7	1,3125 m²	21,00			
	10"×30"	0.35 in	7	14.13 ft²	46.30			
	M25×75 (Piramide)	9 mm	6	1,125 m²	19,00			
	10"×30" (Piramide)	0.35 in	6	12.11 ft²	41.89			
	M75×75 (Stamp - 3 Peças Tiles)	9 mm	1 Pnl	0,5625 m²	9,00			
	30"×30" (Stamp - 3 Tiles)	0.35 in	1 Pnl	6.05 ft²	19.84			
	30×30 (Dots)	9 mm	4	0,36 m²	5,30			
	12"×12" (Dots)	0.35 in	4	3.86 ft²	11.68			
	25×30 (Mosaico Mosaic - 78)	9 mm	9	0,675 m²	9,00			
	10"×12" (Mosaic 78)	0.35 in	9	7.27 ft²	19.84			
	12×25 ROD	8,5 mm	9	2,2500 m	2,41			
	5"×10" ROD	0.34 in	9	7.38 ft	5.31			



Formato Size	Caixa Box 				Paleta Pallet 				
	Peças Tiles	m² / m	kg		Caixa / Paleta Box / Pallet	m²	Net. kg	Brut. kg	cm
	Tiles	ft² / ft	lb		Box / Pallet	ft²	Net. lb	Brut. lb	in
Revestimento Wall Tiles									
2,5×25 (Sigaro)	10,5 mm	8	2,0000 m²	1,10					
0.98"×1" (Sigaro)	0.41 in	8	21.53 ft²	2.43					
M25×55	8 mm	10	1,3750 m²	18,29	48	66,0000	878	903	120×80×90
10"×22"	0.32 in	10	14.80 ft²	40.32	48	710.42	1,935	1,991	47"×31"×35"
M25×55	8 mm	10	1,3750 m²	18,90					
10"×22"	0.32 in	10	14.80 ft²	41.67					
M25×55 (INS)	8 mm	4	0,5500 m²	7,02					
10"×22" (INS)	0.32 in	4	5.92 ft²	15.48					
33×33 (Mosaico Mosaic - 121)	8 mm	10	1,0890 m²	13,41					
13"×13" (Mosaic 121)	0.32 in	10	11.72 ft²	29.56					
2×55 (Aço · Cobre)	8 mm	9	4,950 m	2,00					
0.79"×22" (Aço · Cobre)	0.32 in	9	16.24 ft	4.41					
7,5×25 (Rodapé)	8 mm	44	11,0000 m	2,30					
3"×10" (Bullnose)	0.32 in	44	36.09 ft	24.34					
3×25 (Quarter Round)	8 mm	12	3,0000 m	1,23					
1.2"×10" (Quarter Round)	0.32 in	12	9.84 ft	2.71					
3×3 (Ângulo Quarter Round)	8 mm	4	-	0,07					
1.2"×1½" (Quarter Round Angle)	0.32 in	4	-	0.15					
M25×45	8 mm	10	1,1250 m²	15,25	60	67,5000	915	940	120×80×92
10"×18"	0.32 in	10	12.11 ft²	33.62	60	726.56	2,017	2,072	47"×31"×36"
M25×45 (INS)	8 mm	4	0,4500 m²	5,90					
10"×18" (INS)	0.32 in	4	4.84 ft²	13.01					
M25×45	8 mm	10	1,1250 m²	15,25					
10"×18"	0.32 in	10	12.11 ft²	33.62					
M10×40	8 mm	30	1,2000 m²	15,80	52	62,4000	822	847	120×80×95
4"×16"	0.32 in	30	12.92 ft²	34.83	52	671.67	1,811	1,866	47"×31"×37"
M10×30 (Cracklé, Metro)	8 mm	42	1,2600 m²	20,93	48	60,4800	1.005	1.030	120×80×73
4"×12" (Cracklé, Metro)	0.32 in	42	13.56 ft²	46.14	48	651.00	2,215	2,270	47"×31"×37"
M10×30 B1G (Rodapé Bullnose)	8 mm	42	12,6000 m	23,10					
4"×12" B1G (Bullnose)	0.32 in	42	41.34 ft	50.93					
M10×30 B1P (Rodapé Bullnose)	8 mm	42	12,6000 m	23,10					
4"×12" B1P (Bullnose)	0.32 in	42	41.34 ft	50.93					
M10×20 RC (Rodapé Côncavo Cove Skirting)	6 mm	10	2,0000 m	3,30					
4"×8" RC (Cove Skirting)	0.32 in	10	6.56 ft	7.28					
M7,5×15 B1G (Rodapé Bullnose)	8 mm	44	6,6000 m	7,90					
3"×6" B1G (Bullnose)	0.32 in	44	21.65 ft	17.42					
M7,5×15 B1P (Rodapé Bullnose)	8 mm	44	6,6000 m	7,90					
3"×6" B1P (Bullnose)	0.32 in	44	21.65 ft	17.42					
20×3 CX (Cantoneira Convexa External Profile Edge)	6 mm	25	-	2,25					
8"×1.18" CX (External Profile Edge)	0.24 in	25	-	4.96					
20×3 CV (Cantoneira Côncava Internal Profile Edge)	6 mm	25	-	2,25					
8"×1.18" CX (Internal Profile Edge)	0.24 in	25	-	4.96					
10×3 AI (Ângulo Interno Internal Angle)	6 mm	4	-	0,20					
4"×1.18" CX (Internal Angle)	0.24 in	4	-	0.44					

Formato Size	Caixa Box 				Paleta Pallet 				
	Peças Tiles	m² / m	kg	Caixa / Paleta Box / Pallet	m²	Net. kg	Brut. kg	 cm	
	Tiles	ft² / ft	lb	Box / Pallet	ft²	Net. lb	Brut. lb	in	
Revestimento Wall Tiles									
M10×30	8 mm	30	0,9000 m²	11,52	88	79,2000	1.014	1.039	120×80×93
4"×12"	0.32 in	30	9.69 ft²	25.40	88	852.50	2,235	2,290	47"×31"×29"
M10×30 (Rodapé)	8 mm	12	3,60 m	4,78					
4"×12" (Bullnose)	0.32 in	12	11.81 ft	10.54					
M10×30 (Tiffany)	7,5 mm	30	0,9000 m²	11,52	88	79,2000	1.014	1039	120×80×93
4"×12" (Tiffany)	0.30 in	30	9.69 ft²	25.40	88	852.50	2,235	2,290	47"×31"×37"
M10×30 (Tiffany · Diamond)	7,5 mm	26	0,7800 m²	11,25	88	68,6400	990	1.015	120×80×93
4"×12" (Tiffany · Diamond)	0.30 in	26	8.40 ft²	24.80	88	738.83	2,183	2,238	47"×31"×37"
M7,5×15 (Cracklé, Metro)	8 mm	44	0,4950 m²	7,90	120	59,4000	948	973	120×80×77
3"×6" (Cracklé, Metro)	0.32 in	44	5.33 ft²	17.42	120	639.38	2,090	2,145	47"×31"×37"
M10×30 B1G (Rodapé Bullnose)	8 mm	42	12,60 m	23,10					
4"×12" B1G (Bullnose)	0.32 in	42	41.34 ft	50.93					
M10×30 B1P (Rodapé Bullnose)	8 mm	42	12,60 m	23,10					
4"×12" B1P (Bullnose)	0.32 in	42	41.34 ft	50.93					
M10×20 RC (Rodapé Côncavo Cove Skirting)	6 mm	10	2,00 m	3,30					
4"×8" RC (Cove Skirting)	0.32 in	10	6.56 ft	7.28					
M7,5×15 B1G (Rodapé Bullnose)	8 mm	44	6,60 m	7,90					
3"×6" B1G (Bullnose)	0.32 in	44	21.65 ft	17.42					
M7,5×15 B1P (Rodapé Bullnose)	8 mm	44	6,60 m	7,90					
3"×6" B1P (Bullnose)	0.32 in	44	21.65 ft	17.42					
20×3 CX (Cantoneira Convexa External Profile Edge)	6 mm	25	-	2,25					
8"×1.18" CX (External Profile Edge)	0.24 in	25	-	4.96					
20×3 CV (Cantoneira Côncava Internal Profile Edge)	6 mm	25	-	2,25					
8"×1.18" CX (Internal Profile Edge)	0.24 in	25	-	4.96					
10×3 AI (Ângulo Interno Internal Angle)	6 mm	4	-	0,20					
4"×1.18" CX (Internal Angle)	0.24 in	4	-	0.44					



# CERTIFICADOS CERTIFICATES

Consulte o site CINCA para mais informações For more information see CINCA website.

## CERTIFICADOS DE SISTEMAS MANAGEMENT SYSTEM CERTIFICATES



Certificação ISO 9001 do Sistema de Gestão da Qualidade Implementado na Conceção, Desenvolvimento, Produção e Comercialização de Pavimentos e Revestimentos Cerâmicos

Quality Management System ISO 9001 Certification Implemented in the Design, Development, Production and Trading of Ceramic Floor and Wall Tiles

Certificação ISO 14001 do Sistema de Gestão do Ambiente Implementado na Conceção, Desenvolvimento, Produção e Comercialização de Pavimentos e Revestimentos Cerâmicos

Environment Management System ISO 14001 Certification Implemented in the Design, Development, Production and Trading of Ceramic Floor and Wall Tiles

## CERTIFICADOS DE PRODUTOS PRODUCT CERTIFICATES



Certificação da Qualidade de Revestimentos Cerâmicos  
Wall Tiles Quality Certification



**CSTB**  
A CSTB certifica produtos (consultar produtos CINCA certificados) que atendem às características descritas no Certificação QB 32 em vigor após avaliação de acordo com os métodos de controle definidos neste sistema de referência..

The CSTB certifies products (see CINCA certified products) that meet the characteristics described in the QB 32 Certification in force after evaluation according to the control methods defined in this reference system.



**CCC - Certificate for China Compulsory Product Certification**



**SASO - Quality Mark**



## Níveis de Radioactividade em Materiais de Construção Limits of Radionuclides in Building Materials

Material: Grés Porcelanato Vidrado ou Não Vidrado (EN14411 Grupo Bla)  
Material: Grés Vidrado (EN14411 Grupo Blb)  
Material: Azulejo de Revestimento Vidrado (EN1411 Grupo BIII) - Anexo K

Material: Dry-pressed ceramic tiles with low water absorption of Group Bla - EN14411  
Material: Dry-pressed ceramic tiles with low water absorption of Group Blb - EN14411  
Material: Dry-pressed ceramic tiles of Group BIII - Annex K - EN14411

## CERTIFICADOS AMBIENTAIS ENVIRONMENTAL CERTIFICATES



**Sistema DAPHabitat DAPHabitat System** [www.daphabitat.pt](http://www.daphabitat.pt)  
Certificação Revestimento Cerâmico Vidrado (Número de registo: DAP 018:2022)  
Glazed Wall Tiles Certification (Registration Number: DAP 018:2022)  
Certificação Pavimento Cerâmico (Número de registo: DAP 019:2022)  
Ceramic Floor Tiles Certification (Registration Number: DAP 019:2022)

Com o objetivo de identificar e reduzir os impactos ambientais negativos procedentes das atividades produtivas da fileira do habitat, reconhece-se como bom princípio estudar o desempenho ambiental dos produtos e serviços utilizados nesta cadeia. As declarações ambientais Tipo III são baseadas em estudos de Avaliação de Ciclo de Vida (ACV), que objetivam identificar os potenciais impactos dos produtos/serviços. Assim, as Declarações Ambientais de Produtos (DAP) surgem como uma ferramenta de comunicação da informação ambiental de produtos/serviços assegurando a sua validade científica, por ser um documento verificado por terceira parte antes de publicado.

In order to identify and reduce the negative impacts coming from the production activities of the habitat value chain, it is important to study the products and services environmental performance in this value chain. The environmental declaration of type III are based on Life Cycle Assessment (LCA) studies, which aim to identify the potential environmental impacts of products/services. Therefore, the Environmental Product Declarations (EPD) appear as a communication tool of environmental information of products/services ensuring its scientific validity, once it is a document verified by a third part independent prior to publication.



**Greenguard Gold**  
Certificação de Revestimentos e Pavimentos  
Wall and Floor Tiles Certification

Os produtos que usamos para construir e mobiliar ambientes interiores podem ter um impacto significativo sobre os níveis de poluição do ar interior. A CINCA obteve a Certificação Ouro GREENGUARD para os seus Pavimentos e Revestimentos Cerâmicos. A GREENGUARD comprova cientificamente, que os produtos que certifica cumprem alguns dos padrões mundiais mais rigorosos, relativamente a emissões químicas de terceiros – ajudando a reduzir a poluição do ar interior e o risco de exposição a substâncias químicas, enquanto auxilia a criação de ambientes internos mais saudáveis. A Certificação GREENGUARD é reconhecida e referenciada em inúmeros programas de construção, normas e especificações em todo o mundo. Os produtos com certificação GREENGUARD ou certificação Gold GREENGUARD podem contribuir para o cumprimento de alguns pontos em sistemas de classificação ambientais estabelecidos para edifícios (como o sistema LEED® gerido por USGBC®), satisfazer critérios de código ou portaria e atingir requisitos específicos de RFP qualidade do ar interior.

The products that we use to build and furnish our indoor environments can have a significant impact on indoor air pollution levels. CINCA have obtained the GREENGUARD Gold Certification for its Ceramic Floor and Wall Tiles. Products that have achieved GREENGUARD Certification are scientifically proven to meet some of the world's most rigorous, third-party chemical emissions standards – helping reduce indoor air pollution and the risk of chemical exposure while aiding in the creation of healthier indoor environments. The GREENGUARD Certification is recognized and referenced in numerous building programs, standards and specifications around the world. Products with GREENGUARD Certification or GREENGUARD Gold Certification can contribute to the achievement of points in established green building rating systems (as the LEED® system managed by USGBC®), satisfy code or ordinance criteria and meet indoor air quality specific RFP requirements.



## Certificate resources SAVED 2019

Declaração de material reciclado e de gases poupados.

Declaration of recycled materials and greenhouse gases saved.





AVISO

ESPECIFICAÇÕES TÉCNICAS VÁLIDAS PARA PRODUÇÕES A PARTIR DE 1 DE JANEIRO DE 2023.



WARNING

TECHNICAL SPECIFICATIONS ARE VALID FOR PRODUCTIONS STARTING JANUARY 1st 2023.



AVERTISSEMENT

INFORMATIONS TECHNIQUES VALABLES POUR LES PRODUCTIONS À PARTIR DU 1er JANVIER 2023.



BITTE BEACHTEN

TECHNISCHE SPEZIFIKATIONEN GÜLTIG FÜR PRODUKTIONEN AB 1 JANUAR 2023.



**CINCA S.A.**

Rua Principal, 39  
4505-374 Fiães, Portugal  
Tel.: 227 476 400  
Chamada para a rede fixa nacional.  
Email: [cinca@cinca.pt](mailto:cinca@cinca.pt)

**CINCA International**

Tel.: +351 227 476 462  
Chamada para a rede fixa nacional.  
Email: [internacional@cinca.pt](mailto:internacional@cinca.pt)

**CINCA Portugal**

Email: [portugal@cinca.pt](mailto:portugal@cinca.pt)

**Showroom Lisboa**

Rua Abranches Ferrão, 3B  
P - 1600 - 296 Lisboa Portugal  
Tel.: 217 210 620  
Chamada para a rede fixa nacional.

[www.cinca.pt](http://www.cinca.pt)

    [cinca\\_ceramics](#)

